


SEATTLE SEAHAWKS



1993 MEDIA GUIDE

CORTEZ KENNEDY
1992 NFL Defensive
Player of The Year

WHAT QUENCHES THE ULTIMATE THIRST?



GATORADE. FOR THAT DEEP DOWN BODY THIRST.

© 1992 S-VC

1993 SEATTLE SEAHAWKS SCHEDULE

(Seattle Time Listed)

PRESEASON

Sat.	Aug. 7	Indianapolis Colts	6:00 p.m.	KING 5
Sat.	Aug. 14	at Minnesota Vikings	5:00 p.m.	KING 5
Sat.	Aug. 21	San Francisco 49ers	7:00 p.m.	KING 5
Sat.	Aug. 28	at Houston Oilers	5:00 p.m.	KING 5

REGULAR SEASON

Sun.	Sept. 5	at San Diego Chargers	1:00 p.m.	NBC
Sun.	Sept. 12	Los Angeles Raiders	5:00 p.m.	TNT
Sun.	Sept. 19	at New England Patriots	10:00 a.m.	NBC
Sun.	Sept. 26	at Cincinnati Bengals	1:00 p.m.	NBC
Sun.	Oct. 3	San Diego Chargers	1:00 p.m.	NBC
Sun.	Oct. 10	BYE		
Sun.	Oct. 17	at Detroit Lions	10:00 a.m.	NBC
Sun.	Oct. 24	New England Patriots	1:00 p.m.	NBC
Sun.	Oct. 31	at Denver Broncos	1:00 p.m.	NBC
Sun.	Nov. 7	at Houston Oilers	10:00 a.m.	NBC
Sun.	Nov. 14	Cleveland Browns	1:00 p.m.	NBC
Sun.	Nov. 21	BYE		
Sun.	Nov. 28	Denver Broncos	1:00 p.m.	NBC
Sun.	Dec. 5	Kansas City Chiefs	1:00 p.m.	NBC
Sun.	Dec. 12	at Los Angeles Raiders	1:00 p.m.	NBC
Sun.	Dec. 19	Phoenix Cardinals	1:00 p.m.	CBS
Sun.	Dec. 26	Pittsburgh Steelers	1:00 p.m.	NBC
Sun.	Jan. 2	at Kansas City Chiefs	10:00 a.m.	NBC

1993 NUMERICAL ROSTER

1993 SEATTLE SEAHAWKS VETERAN ROSTER

(As of July 1, 1993)

No.	Name	Pos.	HL	WL	Blind- date	MFL Exp.	College	Hometown	How Acq.	1993 GP/GS	No. Name	Pos.	No. Name	Pos.		
1	Adams, Theo	S	6-4	208	04/24/86	4	Hawaii	Honolulu, Haw.	FA-91	100	1	Tenneco Warren	WR	1	Joe Toffenine	C
2	Blackmon, Robert	G	5-11	197	05/12/87	2	BYU	Van Vleet, Tex.	DOB-90	15/15	2	Michael Batis	WR	57	Tony Woods	DE
3	Bledsoe, Brian	WR	6-3	287	07/24/86	6	Miami	FL Lauderdale, Fla.	DO-88	6/5	3	Rick Mirer	QB	58	Bob Rees	DE
4	Blitz, Derrick	G	5-3	287	07/24/86	6	Oregon State	Prosser Valley, Calif.	FA-89	19/16	4	John Kasay	WR	59	Mitch Frenette	G
5	Bryant, Jeff	WR	6-5	190	09/16/89	12	Penn State	Warfordsburg, Pa.	DO-91	13/10	5	Anthony Green	WR	60	Ted Vecoler	G
6	Byrd, Jeff	WR	6-5	190	09/16/89	12	Penn State	Warfordsburg, Pa.	DO-91	13/10	6	Jeff Graham	WR	61	Theo Adams	G
7	Byrd, Jeff	WR	6-5	190	09/16/89	12	Penn State	Warfordsburg, Pa.	DO-91	13/10	7	C. J. Davis	WR	62	John Hunter	G
8	Dodds, Derrick	S	6-2	184	06/14/87	3	Florida State	Mulberry, Fla.	FA-91	14/7	8	Dan McGwire	QB	62	Mike Lusyk	DT
9	Dovonson, Ray	C	6-3	300	05/18/58	14	Georgia	Rome, Ga.	FA-90	16/16*	9	Chris Dugan	K	63	Ronnie Lee	DT
10	Edmunds, Ferial	TE	6-6	254	04/16/85	6	Maryland	Danville, Va.	UFAlMa-90	16/0	10	Rick Tutin	P	64	Derrick Briz	G
11	Fleiss, Grant	C	5-7	283	06/28/80	11	Alabama Christian	Bartow, Calif.	FA-87	16/0	11	Riser Gardner	P	65	Tenneco Wisdom	G
12	Frank, Malcolm	CB	5-8	182	12/00/85	2	BYU	Keosauqua, Iowa	FA-89	14/5	12	Stan Gelbaugh	CB	66	Jeff Fassel	DT
13	Graham, Paul	WR	6-3	207	02/05/85	7	Maryland	Mechanicsville, Penn.	PRP/MB-92	10/8	13	Brian Topp	WR	67	Antonio Edwards	DE
14	Graham, Tom	DT	6-8	279	12/20/83	5	Northern Arizona	Staugus, Calif.	FA-90	0	14	Alan Smith	WR	68	Mike DeHoog	DE
15	Green, Paul	CB	6-5	200	02/05/86	3	Long Beach State	Coats Mesa, Calif.	FAWL-92	4/4	15	Stacy Hairston	CB	68	Tom Gibson	DT
16	Greene, Paul	TE	6-3	200	10/08/86	2	Southern California	Coats Mesa, Calif.	FAWL-92	4/4	16	M. Shumard-Owen	RB	69	Jeff Blackshear	G
17	Hagy, John	S	5-0	190	12/08/85	4	Texas Tech	San Antonio, Tex.	DO-88	16/16	17	Robert Blackmon	S	70	Michael Sinclair	DE
18	Hagy, John	S	5-0	190	12/08/85	4	Texas Tech	San Antonio, Tex.	DO-88	16/16	18	Carlton Gray	CB	71	Bryan Millard	DT
19	Hack, Anthony	T	6-4	258	01/01/87	5	Norcs Dome	Fairfax, Va.	D1-88	13/13	19	Dwayne Harper	CB	72	Joe Nash	DT
20	Hickcock, Bill	G	6-8	291	06/26/85	3	Purdue	Kirkland, Quebec, Canada	DB-90	16/11	20	Patrick Hunter	CB	73	Ray Roberts	T
21	Hunter, John	G	6-8	300	08/16/85	5	Bingham Young	North Bend, Ore.	FA-92	5/3	21	Dwayne Harper	CB	74	Andrew Deets	T
22	Hunter, Patrick	CB	5-11	186	10/24/84	8	Nevada	San Francisco, Calif.	DO-86	19/16	22	John L. Williams	FB	75	Michael McCrary	DE
23	Jackson, James	CB	5-1	199	11/18/83	5	Texas A&M	Kingsville, Tex.	FCPL/89	14/0	23	Jeff Blaylock	CB	76	David Oliver	WR
24	Jackson, Tracy	DT	6-5	277	08/09/82	11	Alabama	Madisonville, Tenn.	FA-90	14/0	24	John Hays	CB	77	Jeff Blaylock	DE
25	Jones, E. J.	TE	6-2	242	12/08/89	11	Louisiana Tech	Winkfield, La.	FA-90	16/1	25	John Hays	CB	78	Mike Kern	T
26	Jurkic, Tony	TE	6-2	237	01/23/81	13	Synovate	Morehead, Quebec, Canada	DO-88	11/11	26	Ruben Mayes	RB	81	Tommy Kane	T
27	Kane, Tommy	WR	5-11	181	01/14/84	6	Georgia	Athens, Ga.	DO-91	16/0	27	Mack Strong	S	82	Ferrell Edmunds	TE
28	Kearney, John	K	5-10	189	10/27/89	3	Bingham Young	Springville, Ariz.	FA-92	1/0	28	Tommy Smith	S	83	Trey Junkin	WR
29	Kern, Mike	T	6-7	285	11/12/85	4	Baylor	Springville, Ariz.	FA-92	16/6	29	Tommy Smith	S	84	Kevin Martin	WR
30	Kirchhoff, Colitz	T	6-3	263	09/23/86	4	Baylor	Tyler, Tex.	TAMU-90	9/6	30	Tommy Smith	S	85	Doug Thomas	WR
31	Kirchhoff, Colitz	T	6-3	263	09/23/86	4	Baylor	Tyler, Tex.	TAMU-90	9/6	31	Tommy Smith	S	86	Robb Thomas	WR
32	Kirchhoff, Colitz	T	6-3	263	09/23/86	4	Baylor	Tyler, Tex.	TAMU-90	9/6	32	Tommy Smith	S	87	Paul Green	TE
33	Kirchhoff, Colitz	T	6-3	263	09/23/86	4	Baylor	Tyler, Tex.	TAMU-90	9/6	33	Tommy Smith	S	88	David Daniels	WR
34	Kirchhoff, Colitz	T	6-3	263	09/23/86	4	Baylor	Tyler, Tex.	TAMU-90	9/6	34	Tommy Smith	S	89	Brian Blades	WR
35	Kirchhoff, Colitz	T	6-3	263	09/23/86	4	Baylor	Tyler, Tex.	TAMU-90	9/6	35	Tommy Smith	S	90	Terry Woodin	WR
36	Kirchhoff, Colitz	T	6-3	263	09/23/86	4	Baylor	Tyler, Tex.	TAMU-90	9/6	36	Tommy Smith	S	91	John Rodgers	DT
37	Kirchhoff, Colitz	T	6-3	263	09/23/86	4	Baylor	Tyler, Tex.	TAMU-90	9/6	37	Tommy Smith	S	92	Ed Jones	LB
38	Kirchhoff, Colitz	T	6-3	263	09/23/86	4	Baylor	Tyler, Tex.	TAMU-90	9/6	38	Tommy Smith	S	93	Dean Wells	LB
39	Kirchhoff, Colitz	T	6-3	263	09/23/86	4	Baylor	Tyler, Tex.	TAMU-90	9/6	39	Tommy Smith	S	94	Rod Stephens	LB
40	Kirchhoff, Colitz	T	6-3	263	09/23/86	4	Baylor	Tyler, Tex.	TAMU-90	9/6	40	Tommy Smith	S	95	Deann Kennedy	DT
41	Kirchhoff, Colitz	T	6-3	263	09/23/86	4	Baylor	Tyler, Tex.	TAMU-90	9/6	41	Tommy Smith	S	96	Cortez Kennedy	DT
42	Kirchhoff, Colitz	T	6-3	263	09/23/86	4	Baylor	Tyler, Tex.	TAMU-90	9/6	42	Tommy Smith	S	97	Rufus Porter	LB
43	Kirchhoff, Colitz	T	6-3	263	09/23/86	4	Baylor	Tyler, Tex.	TAMU-90	9/6	43	Tommy Smith	S	98	Kevin Murphy	LB
44	Kirchhoff, Colitz	T	6-3	263	09/23/86	4	Baylor	Tyler, Tex.	TAMU-90	9/6	44	Tommy Smith	S	99	Natu Tusigaloo	DE
45	Kirchhoff, Colitz	T	6-3	263	09/23/86	4	Baylor	Tyler, Tex.	TAMU-90	9/6	45	Tommy Smith	S			

TRAINING CAMP IN KIRKLAND

The Seattle Seahawks training camp will be conducted at their headquarters in Kirkland for the eighth consecutive season, and practice for the first time the following morning. Veterans rookies will report and take physicals on Wednesday, July 14, and practice will begin on Thursday, July 15. Practice will follow on Friday, July 16, and Saturday, July 17. All practice will be held in G. Hall and on the Northwest College Campus. All personnel will dine in the Northwest College Cafeteria. Media requests for interviews should be made through the Seahawks Public Relations Department at (206) 827-9777.

Also played with Seahawks in '92: LB Joe Cam (16 games in 1992); LB Greg Clark (12); WR Louis Clark (10); CB Brian Davis (16); G Sean Ferrell (8); S Neely Glasgow (13); TE Ron Heller (16); TE James Jones (16); TE Mike Jones (4); DT Keith Milant (2); LB Richard Newell (6); CB Kelly Souther (6); LB David Wyatt (11).

Legend: D - Draft Choice; UFA - Unrestricted free agent (from); FA - Free Agent; T - Trade (from); WA - Waivers (from); PB - Poin B Free Agent (from)

* Donaldson played 16 games with Indianapolis in '90. Edmunds played in 10 with Miami in '92. Frazette played in 14 with Buffalo; Gibson did not play in '92; Hagy did not play in '92. Frenette played 14 games with Buffalo; Junior played 2 games, starting 1 with Tampa Bay; Martin played 16 games with Dallas; McCoughan played 5 games with Green Bay; Miland missed '92 season due to injury; Murphy played 14 games with San Diego; Stayner missed '92 season due to injury.

DEPTH CHART

(NFL Veterans in ALL CAPS)

1993 SEATTLE SEAHAWKS FIRST-YEAR AND ROOKIE ROSTER

(As of July 1, 1993)

OFFENSE

WR	81 TOMMY KANE, 84 KELVIN MARTIN, 88 DAVID DANIELS, 2 Michael Bates, 5 Anthony Green, 1 Terrence Warren
LT	73 RAY ROBERTS, 74 Andrew Dees, 58 Bob Rees, 69 Blackhear, Jeff
LG	64 David DeHoog, 65 Z. 59 MITCH FERROTTE, 62 JOHN HUNTER, 68 Jeff Blackhear, 69 Ted Volok
C	56 JOE TOFFLEMIRE, 54 GRANT FEASEL, 53 RAY DONALDSON, 55 Paul Long
RG	78 BILL HITCHCOCK, 71 BRYAN MILLARD, 61 THEO ADAMS, 65 Terrence Wisdom
RT	66 ANDY HECK, 63 RONNIE LEE, 78 Mike Keim, 75 David Oliver
TE	82 FERRELL EDMUNDS, 87 PAUL GREEN, 48 Larry Staylor, 83 TREV JUNKIN, 47 Duane McKinney
WR	84 JAMES WOODS, 85 DOUG THOMAS, 86 ROBB THOMAS, 21, 87 C. D. STANLEY, 88 C. D. STANLEY
QB	10 DAN MCWIRE, 3 Rick Mear, 18 STAN GELBAUGH, 7 JEFF GRAHAM
RB	42 CHRIS WARREN, 36 RUEBEN MAYES, 24 Muhammad Shamsid-Deen, 22 Alex Smith
FB	32 JOHN L. WILLIAMS, 43 TRACY JOHNSON, 38 Mack Strong, 30 Mike McKinley

DEFENSE

LE	77 JEFF BRYANT, 70 MICHAEL SINCLAIR, 67 Antonio Edwards
LT	72 JOE NASH, 91 TYRONE RODGERS, 65 Jeff Fields
RT	96 CORTZ KENNEDY, 68 TOM GIBSON, 62 Mike Lustyk
RE	57 TONY WOODS, 99 NATU TUATAGALOA, 75 Michael McCrary
LLB	90 TERRY WOODEN, 51 BOB SPITULSKI, 95 Dean Wells
MILB	94 ROO STEPHENS, 98 E.J. JUNIOR, 92 Marcus Taylor
RLB	97 RUFUS PORTER, 98 KEVIN MURPHY, 50 Anthony Davis, 49 David Webb
LCB	29 DWAYNE HARPER, 20 JAMES JEFFERSON, 26 Carlton Gray, 34 Norris Brown
RCB	27 PATRICK HUNTER, 31 MALCOLM FRANK, 23 Stacey Hairston, 46 Ken Burness
SS	25 ROBERT BLACKMON, 37 RAFAEL ROBINSON, 40 Tommie Smith
FS	41 EUGENE ROBINSON, 33 DEDRICK DODGE, 44 DAVE McCLOUGHAN, 35 JOHN HAGY

SPECIALISTS

K	4 JOHN KASAY, 13 Chris Dugan
P	14 RICK TUTEN, 16 Peter Gardere
H	14 RICK TUTEN
KR	84 KELVIN MARTIN, 21 Brian Treggs, 42 CHRIS WARREN
WR	84 CHRIS WARREN, 36 RUEBEN MAYES, 2 Michael Bates
PC	83 TREV JUNKIN, 54 GRANT FEASEL, 53 RAY DONALDSON
KC	54 GRANT FEASEL, 83 TREV JUNKIN, 53 RAY DONALDSON

How Acq.	Birth- date	HL	Pos.	No Name	College	Hometown
D6-92-4	5-10 189 12/19/69	WR	5-10	2 Bates, Michael	Arizona	Tucson, Ariz.
D8a-93	6-6 325 03/23/69	G	6-6	69 Blackhear, Jeff	Northeast Louisiana	Fort Pierce, Fla.
FA-93	5-9 188 12/14/69	CB	5-9	34 Brown, Norris	Clemson	Conway, S.C.
FA-93	6-0 175 02/16/70	CB	5-11	46 Burreas, Ken	Bowling Green State	Middletown, Ohio
FA-92*	6-0 201 03/07/69	LB	6-0	50 Davis, Anthony (1)	Utah	Pasco, Wash.
FA-93	5-11 191 09/04/69	WR	5-11	8 Davis, C.J.	Washington State	Tacoma, Wash.
FA-93	6-6 274 12/01/69	T	6-6	74 Dees, Andrew (1)	Syracuse	Babylon, N.Y.
FA-93	6-4 286 02/14/69	T	6-4	68 DeHoog, Mike	Utah	Ontario, Calif.
FA-93	5-10 170 05/04/65	K	5-10	13 Dugan, Chris (1)	Arizona State	Indianapolis, Ind.
D8b-93	6-3 240 03/10/70	DE	6-3	67 Edwards, Antonio	Vadosta State	Moultrie, Ga.
FA-93	6-2 248 01/01/70	LB	6-2	52 Evans, Marcus	Youngstown State	Forest Park, Ill.
FA-93	6-1 288 07/07/67	DT	6-1	65 Fields, Jeff (1)	Arkansas State	Jackson, Miss.
FA-93	6-0 190 09/28/69	P	6-0	16 Gardere, Peter	Texas	Houston, Tex.
D2-93	6-0 191 06/26/71	CB	6-0	26 Gray, Carlton	UCLA	Cincinnati, Ohio
FA-93	5-11 190 06/12/67	WR	5-11	5 Green, Anthony (1)	Western Kentucky	Dallas, Tex.
FAICL-93	6-4 180 06/16/67	CB	5-9	23 Hairston, Stacey (1)	Northern Ohio	Columbus, Ohio
FA-93	6-3 282 04/09/69	C	6-3	55 Long, Paul	Ohio State	Mayfield, Ohio
FA-93	6-3 270 06/24/70	DE	6-3	62 Lustyk, Mike	Washington	Bellevue, Wash.
D7-93	6-4 250 07/07/70	DE	6-4	75 McCrary, Michael	Wake Forest	Veneta, Va.
FA-93	6-0 226 11/30/68	FB	6-0	30 McKinley, Mike	Oklahoma	Perrytown, Tex.
FA-92*	6-6 240 11/11/69	TE	6-6	47 McKinney, Darian (1)	Central Michigan	Lansing, Mich.
D1-93	6-2 216 03/03/70	QB	6-2	3 Miner, Rick	Notre Dame	Goshen, Ind.
FA-93	6-6 282 07/02/70	T	6-6	75 Oliver, David	Northern Colorado	Colorado Springs, Colo.
FA-93	6-6 267 02/03/70	T	6-6	58 Rees, Bob	Iowa	Sioux City, Iowa
D8-92	5-11 200 11/16/69	RB	5-11	24 Shamsid-Deen, M. (1)	Tennessee-Chattanooga	Decatur, Ga.
FA-93	6-10 211 06/10/69	RB	5-10	22 Smith, Alex	Auburn	College Park, Ga.
FA-93	6-1 212 08/07/71	S	6-1	40 Smith, Tommie	Washington	Lancaster, Calif.
D9-92	6-5 241 06/04/69	TE	6-5	48 Staylor, Larry (1)	Boise State	Marysville, Wash.
FA-93	6-0 211 09/11/70	FB	6-0	38 Strong, Mack	Georgia	Columbus, Ga.
FA-92	5-9 161 06/11/70	WR	5-9	21 Treggs, Brian (1)	California	Carson, Calif.
D5-93	6-1 200 08/02/69	WR	6-1	1 Warren, Terrence	Hampton University	Suffolk, Va.
FA-93	6-4 227 11/14/69	LB	6-4	49 Webb, David	Southern California	Irvine, Calif.
D4-93	6-3 238 07/20/70	LB	6-3	95 Wells, Dean	Kentucky	Louisville, Kent.
FA-93	6-4 297 12/04/71	G	6-4	65 Wisdom, Terrence	Syracuse	Rosemead, N.Y.

Legend: D - Draft Choice; FA - Free Agent; CFL - Canadian Football League
 * Bates did not play football in 1992
 * A. Davis, McKinney, and Shamsid-Deen spent part or all of 1992 season on Seahawks practice squad
 * Treggs played in two games with Seahawks after spending 14 games on practice squad

Head Coach: Tom Flores
Assistant Coaches: Tom Catlin (Assistant Head Coach), Larry Kennan (Offensive Coordinator, Quarterbacks), Rusty Tillman (Defensive Coordinator, Linebackers), Bob Bratkowski (Wide Receivers), Tommy Brasher (Defensive Line), Dave Brown (Defensive Coach), Arnie Matsumoto (Staff Assistant), Paul Moyer (Defensive Backs), Howard Mudd (Offensive Line), Russ Punell (Tight Ends, Special Teams), Frank Raines (Strength and Conditioning), Clarence Shelton (Running Backs)

INDEX

Attendance Summary, 1992	164
Behring, David	5
Behring Ken	4
Biographies, Assistant Coaches	12
Biographies, 1993 Draft Choices and Free Agents	95
Biographies, Veteran Players	21
Chronology	156
Cutdown Dates, 1993	109
Depth Chart, 1993	Pullout
Draft Summaries, All-Time	172
Flores, Tom	6
Flores vs. 1993 Opponents	197
Front Office Biographies	8
Game-By-Game, 1992 Individual	144
Game-By-Game, 1992 Team	148
Game Summaries, 1992	123
Highlight Video	79
Honors, All-Time	170
Honors, 1992	122
How Built	143
Kingdome	120
Kingdome Media Parking	11
Largent Award	23
Leaders, Career	215
Leaders, Year-By-Year	219
Opponents, 1993	106
Overtime Games	19, 232
Pronunciation Guide	181
Radio Network	105
Records, Attendance	192
Records, Defensive	201
Records, Head Coaches	204
Records, Individual	179
Records, Opponent Individual	206
Records, Postseason Game	211
Records, Team	192
Retired Jersey	52
Ring of Honor	220
Road Hotels	97
Roster, Coaches All-Time	164
Roster, Players All-Time	165
Rosters, 1993	Pullout
Schedule, 1993 NFL	253
Seahawks Headquarters	116
Series Breakdowns	228
Standings, 1992 NFL Regular Season	154
Statistics, 1992 Seahawks	118
Top Individual Performances	223
Top 10 Kingdome Crowds	76
Trades, All-Time	175
Training Camp	Pullout
Year-By-Year Review	233

MEDIA INFORMATION

We hope this facts book will be of some assistance during the Seattle Seahawks 1993 season. Public Relations is a high priority with the Seahawks and if our Public Relations office staff of Gary Wright, Dave Neubert, Sandy Gregory, Charlotte Kores and Corky Trewin can help you throughout the year, please feel free to call upon us. Media credential requests should be made in writing to Gary Wright, 11220 N.E. 53rd Street, Kirkland, WA, 98033.

- Gary Wright, Vice President, Administration and Public Relations, home phone (206) 868-7089.
- Dave Neubert, Publicity Director, home phone (206) 485-6340.

The Facts Book is published by the Seattle Seahawks, 11220 N.E. 53rd Street, Kirkland, WA 98033. Copyright 1993 by the Seattle Seahawks. All rights reserved.

SEAHAWKS DIRECTORY

Offices 11220 N.E. 53rd St., Kirkland, WA 98033
Telephone (206) 827-9777
Ticket Office (206) 827-9766
Home Stadium Kingdome (66,400)
Colors Blue, Green, Silver
Conference American Football Conference
(Western Division)

ADMINISTRATION

Owner Ken Behring
President David Behring
General Manager/Head Coach Tom Flores
Executive Vice President Mickey Loomis
Vice President/Football Operations Chuck Allen
Data Processing Director Tom Monroe
Assistant Data Processing Director Sterling Monroe
Office Manager Cindy Kelley
Accounting Assistant Julie Barber
Staff Accountant Karen Beckman
Administrative Assistant to Ken Behring Sharon Nelson
Secretary to General Manager/Head Coach Gayle Larse
Receptionist Ingrid Hatfield

PUBLIC RELATIONS

Vice President/Administration & Public Relations Gary Wright
Publicity Director Dave Neubert
Community Services Director Sandy Gregory
Sales and Marketing Director Reggie McKenzie
Administrative Assistant Charlotte Kores
Drug Awareness Coordinator Sarita Marion
Staff Photographer Corky Trewin

SCOUTING

Player Personnel Director Mike Allman
Assistant Player Personnel Director Rick Thompson
Pro Personnel Director Randy Mueller
College Scouting Director Phil Neri
Eastern Supervisor Rick Reiprish
Area Scouts Derrick Jensen, Warren Harper,
Doug Kretz, Dave Nusz
Staff Linda Ebi, Tag Ribary

TICKETS

Ticket Director James Nagaoka
Administrative Assistant Lauri Perry

FOOTBALL

Head Trainer Jim Whitesel
Assistant Trainer John Kasik
Video Director Thom Fermstad
Video Projects Director Mike Wacker
Video Staff Assistant Craig Givens
Equipment Manager Terry Sinclair
Assistant Equipment Manager Howard Baus
Equipment Assistant Eric Kennedy
Coaching Secretary Linda Sanford
Facilities Manager John Monson
Facilities Duc Dinh, Lynn Kennedy
Team Physicians Dr. Kevin Auld, Dr. Pierce Scranton,
Dr. James Trombold, Dr. Pete Van Patten

COACHING STAFF

General Manager/Head Coach Tom Flores
Assistant Head Coach Tom Catlin
Offensive Coordinator, Quarterbacks Larry Kennan
Defensive Coordinator, Linebackers Rusty Tillman
Defensive Line Tommy Brasher
Wide Receivers Bob Bratkowski
Defensive Coach Dave Brown
Coaching Staff Assistant Arnie Matsumoto
Defensive Backs Paul Moyer
Offensive Line Howard Mudd
Special Teams, Tight Ends Russ Purnell
Strength and Conditioning Frank Raines
Running Backs Clarence Shelmon

IN MEMORY



Pete Gross, 1937-92

Voice of the Seahawks, 1976-92

*"He made life alive,
not just the game"*



Mark Duncan, 1918-93

Ass't. General Manager, 1975-82

*"I never got up a day in my life
that I didn't love to go to work"*



The Seahawks three previous Ring of Honor inductees (from left top right) Jim Zorn, Steve Largent, and Dave Brown, escort Pete Gross onto the field for his induction into the Ring of Honor on November 30, 1992.



Pete is surrounded by his family, daughter, Wendy, his wife, Bev, and daughters, Debbie and Susie, at the induction ceremonies.



Mark Duncan was responsible for the planning and building of the Seahawks original Kirkland complex, along with a myriad of other duties, some of which included explaining the ins and outs of football to visiting dignitaries such as Dixy Lee Ray, former governor of the State Washington (left), and the college draft (top right).

KEN BEHRING

Owner



Ken Behring is best known as the owner of the Seattle Seahawks football team, the developer of the prestigious Blackhawk community in Northern California and the benefactor of a spectacular automotive museum that bears his name.

He has provided housing to thousands of families in Florida and California. In addition to Blackhawk, he developed the entire city of Tamarac, 10 planned communities in South Florida, and

Canyon Lakes in California.

Behring also founded The Behring Educational Institute in 1982, a non-profit charitable corporation that promotes the interests of the University of California at Berkeley and provides world class cultural resources to the East San Francisco Bay area.

Behring traded up from his first automobile, a \$90 Pontiac, to rare Packards, Hispano Suizas and Isotta Fraschinis, amassing one of the finest collections of classic and rare cars in the world. Recognizing that these automobiles are "an investment in mankind" and an important aspect of American culture, he built the Behring Auto Museum in affiliation with the University of California at Berkeley to preserve and exhibit the cars for generations.

This kind of foresight and determination has characterized Ken Behring's life. In 1950, he started a car dealership in a muddy lot, using an old chicken coop as an office. Two years later, he acquired a Lincoln-Mercury dealership.

In 1956, opportunity called Behring to then sleepy Fort Lauderdale, Florida. He built a house for his family that sold before it was half-finished. His company developed the entire city of Tamarac, a planned recreational retirement community, where houses initially sold for \$8,990 to \$9,000. Now they are worth close to \$150,000.

Behring foresaw Florida's rapid growth, so he launched a modular home company to meet housing demands. The company built 3,000 homes in 1971, when Behring sold the firm to pursue other interests.


On the advice of friends, Behring flew over the Blackhawk Ranch in the Mount Diablo Foothills of Northern California. He now had the resources to match his vision of the finest planned country club community. The result is Blackhawk, a 2,300-home community that offers residents two 18-hole golf courses, a tennis and swim club, and a 25-acre sports complex.

Located in one of the fastest growing regions in the country, Blackhawk also provided the ideal setting for a world-class cultural plaza. In addition to the Behring Museum, Blackhawk Plaza will feature the University of California at Berkeley satellite facility, which encompasses 27,500 square feet of state-of-the-art lecture, classroom, and exhibit space for University collections of Paleontology, Anthropology, Art and Science. A promenade of specialty retailers, restaurants, a 2-acre water park, a 7-screen movie theater and a variety of cultural events offers Plaza visitors unlimited opportunities.

Since purchasing the Seahawks on August 30, 1988, Behring has become active in the Seattle community affairs by serving as Past President of the American Academy of Achievement, as Honorary Chairman of the "Ken Behring Seahawks Dinner Auction" to benefit the Muscular Dystrophy Association, and by contributing to the PONCHO Auction and the Seattle Art Museum.

DAVID BEHRING

President



David Behring, son of Seahawks majority owner Ken Behring, was named the Seahawks President on January 19, 1993.

An attorney licensed to practice in both California and Florida, David has served the past three years as the Executive Vice President of Blackhawk Corporation.

Born in Wisconsin in 1955, he moved with his family to Florida the following year, and graduated from Pine Crest High School in Fort Lauderdale in 1973. While in high school, he lettered in football, wrestling and track, serving as team captain in all three sports as a senior. Behring was an all-county, all-region and second-team all-state selection in football as a running back and set school and county records for single-season rushing yardage in 1972.

Behring graduated with a degree in History from Princeton University in 1977 and earned his law degree from the University of Miami in 1980. While at Princeton, he played two years of football and rugby, and one year of track and lightweight football.

He moved to Danville, California, in 1980 and started his own development company, Great Bear Homes, Incorporated, which was renamed Great Bear Construction in 1984. The company specialized in premium golf course location homes and three times in six years Great Bear won the MAME award for marketing. In 1987 and 1988, the company built and closed 120 homes.

In 1990 David was appointed by his father as the Executive Vice President of Blackhawk Corporation and handled all legal and insurance issues, assisted the Corporation's partners in marketing, land planning, merchant builder relations, shopping center management, country club management, and country club sales.

Behring has been an active member of the Building Industry Association (BIA) for 10 years, having served as a Director on the Educational Council for seven of those years, and as President of the council in 1988. In addition, he's served on the Board of Directors of the BIA Eastern Division for the past five years. Currently, he is the President of the BIA Eastern Division, and is a member of the Urban Land Institute.

Active in the community, Behring has co-chaired fund raising events for the Mt. Diablo Hospital Foundation, the East Bay Make-A-Wish Foundation, the Animal Rescue Foundation, and the Northern California NFL Alumni Association's "Caring for Kids" program. His hobbies include fishing, tennis, football, racquetball, skiing, biking, and white-water rafting.

David and his wife, Lisa, have residences in Danville, California, and Kirkland, Washington.



TOM FLORES

General Manager/Head Coach



SEAHAWKS: Enters into his second season as the Seahawks head coach having been named the fourth head coach in team history on January 6, 1992. Flores originally joined the Seattle staff on February 22, 1989, as President and General Manager.

NFL EXPERIENCE: Flores enters into his 32nd year in the National Football League in 1993. He was a player for 10 seasons with the Oakland Raiders (1960-61, 63-66), Buffalo Bills (1967-68) and Kansas City Chiefs (1969-70), an assistant coach with the Buffalo Bills (1971) and Oakland Raiders (1972-78), head coach of the Raiders (1979-87) and the Seahawks President/General Manager (1989-92).

COMPETITION COMMITTEE: Flores was appointed by Commissioner Paul Tagliabue to the NFL's Competition Committee in 1989.

HEAD COACHING EXPERIENCE: He begins his 11th season as an NFL head coach, having served nine seasons, 1979-87, as the head coach of the Oakland/Los Angeles Raiders, compiling an 83-53-0 (61.0%) regular season record and winning two Super Bowl championships. His Oakland Raiders defeated the Philadelphia Eagles, 27-10, in Super Bowl XV after the 1980 season, and the Los Angeles Raiders defeated the Washington Redskins, 38-9, in Super Bowl XVIII after the 1983 season. Flores' 1980 Raiders are the only Wild Card team to win the Super Bowl and the only team to win four postseason games enroute to the title. His 1983 team is the last American Football Conference team to win the Super Bowl. In nine seasons, Flores captured three AFC Western Division titles (1982, 1983, 1985) and two AFC Championship Games (1980 and 1983). He was named AFC Coach of the Year by United Press International and the Professional Football Writers' Association in 1982 after a season that saw the Raiders post an NFL-best 8-1 record, despite the fact that they played in Los Angeles and practiced in Oakland. The 1983 title game win was over the Seahawks, 30-14. In the postseason, Flores has won 8-of-11 games (72.7%), losing only to the New York Jets in the 1982 first-round playoffs, the Seahawks in the 1984 Wild Card Game, and to the New England Patriots in the 1985 Divisional Playoffs.

ASSISTANT COACHING EXPERIENCE: Flores began his assistant coaching career with the Buffalo Bills in 1971. He moved to the Oakland Raiders as receivers coach in 1972 and was promoted to head coach, replacing John Madden, on February 8, 1979.

THE SUPER BOWL: Flores is one of only two people in NFL history, along with former Chicago Bears' head coach Mike Ditka, to have a Super Bowl ring as a player, assistant coach and head coach. He earned his rings as a reserve quarterback with the Kansas City Chiefs in Super Bowl IV; as an assistant with the Oakland Raiders in XI; and as a head coach with the Raiders in XV and XVIII. He was the only head coach to guide an AFC team to a Super Bowl title in the decade of the 1980's, something he did twice. His two Super Bowl championships rank him behind only Chuck Noll (four), Bill Walsh and Joe Gibbs (three each) in NFL history.

PRO PLAYING EXPERIENCE: Was drafted and released by the Calgary Stampeders of the Canadian Football League in 1958 and had a free agent tryout with the Washington Redskins of the NFL in



1959, before signing with the Oakland Raiders of the fledgling American Football League as a free agent in 1960. Played six seasons with the Raiders, missing the 1962 campaign with a non-infectious lung ailment. He led the AFL in completion percentage (54.0) and fewest interceptions (12) in 1960 and finished second to the Houston Oilers George Blanda in passing with 2,176 yards. After missing the 1962 season, he returned and led the Silver and Black to a 10-4 record. Flores passed for six touchdowns against the Houston Oilers on December 22, 1963, a Raiders record that still stands. He finished his six seasons with the Raiders having completed 810-of-1,640 passes (49.4%) for 11,635 yards, with 93 touchdowns and 92 interceptions. He was traded by the Raiders along with end Art Powell and a second-round draft choice to the Buffalo Bills for quarterback Daryle Lamonia, end Glenn Bass, and third and fifth-round draft choices in 1967. He played two seasons with the Bills, and earned the starting job only to be felled by a knee injury in 1967. Two of his Buffalo teammates were Marty Schottenheimer, current head coach of the Kansas City Chiefs, and former Secretary of Housing and Urban Development Jack Kemp. Flores was waived and signed by Kansas City as a free agent in 1969. He played two seasons with the Chiefs and was part of their Super Bowl IV championship team.

COLLEGE: Attended Fresno City College and the College of the Pacific. Lettered in football, basketball, and baseball at Fresno and football and baseball at Pacific. Earned a degree in Education at Pacific. As a senior, he ranked fourth in the nation in total offense, and was sixth in passing efficiency. Played in the East-West Shrine Game after graduation.

PERSONAL: Born March 21, 1937, in Fresno, California, and attended Sanger High School in Sanger, California. The Sanger football field is named in his honor. Holds an honorary doctorate degree from Pepperdine University for humanitarian service and is a member of the board of regents at the University of the Pacific. His biography, *"Fire in the Ice Man"*, was released in 1992. Tom and his wife, Barbara, have three children, twin sons Mark and Scott, and a daughter, Kim, and one grandson.

FLORES' NFL RECORD Regular Season

Year	Club	W	L	T	Pct
1979	Oakland	9	7	0	.563
1980	Oakland	11	5	0	.688
1981	Oakland	7	9	0	.438
1982	Los Angeles	8	1	0	.889
1983	Los Angeles	12	4	0	.750
1984	Los Angeles	11	5	0	.688
1985	Los Angeles	12	4	0	.750
1986	Los Angeles	8	8	0	.500
1987	Los Angeles	5	10	0	.333
1992	Seattle	2	14	0	.125
NFL TOTALS		85	67	0	.559

MICKEY LOOMIS

Executive Vice President



Named to his current position on January 6, 1992. Originally joined the Seahawks staff in October 1983, as the team's Business Manager and was promoted to Vice President/Finance in 1990. A native of Eugene, Oregon, he graduated from Willamette High School in 1974, and played basketball at Northwest Christian College. Loomis earned his undergraduate degree in Accounting from the University of Oregon and also has a masters degree in Sports Administra-

tion from Wichita State University. Mickey has two children, a son, Alex, and a daughter, Katherine.

CHUCK ALLEN

Vice President/Football Operations



Enters into his nineteenth year as a member of the Seahawks staff, having joined the organization in June of 1975, as Director of Pro Scouting. He was named Assistant General Manager in March of 1983, and added the title of Vice President on June 10, 1987. Allen was promoted to Vice President/Football Operations on January 6, 1992. A former all-coast and all-conference guard and linebacker at the University of Washington, he was an assistant coach with

the Huskies from 1973 to 1974 prior to joining the Seahawks. He played nine seasons with the San Diego Chargers and was named to the All-American Football League team in 1961 as a rookie and was a second-team choice in 1964. Allen served as the Chargers' defensive captain and was inducted in the Chargers' Hall of Fame in 1984. He spent 1970, 1971 and part of the 1972 season with the Pittsburgh Steelers and finished his career in 1972 with the Philadelphia Eagles. He was selected to the All-Time-All-Northwest team in 1976 and was inducted into the Washington State Sports Hall of Fame for his play at the University of Washington and in professional football. In 1990, he was the only two-way player named to the University of Washington's Centennial Team. Chuck, and his wife, Linda, have five children, Cathy, Julie, Cheryl, Jean, and Patrick.

MIKE ALLMAN

Player Personnel Director



Mike Allman's duties were expanded on January 19, 1993, to include overseeing both the pro and college scouting departments, after spending the previous nine years in charge of college scouting as Player Personnel Director. He joined the Seahawks staff on July 1, 1984, after spending 19 years with the Washington Redskins, first as a scout, then as Director of College Scouting, and finally as Director of Player Personnel in 1978. The Washington, D.C. area native

graduated with a B.A. degree in Economics from Mt. St. Mary's

College in Emmitsburg, Maryland. He also played baseball, lettering three years as an outfielder and twice was an all-conference selection. Allman attended St. Francis Xavier and Gonzaga High Schools and taught junior high school social studies from 1962 through 1965 before joining the Redskins. Mike and his wife, Ann, have four children, Maureen, Theresa, Michael, and Patrick.

RANDY MUELLER

Pro Personnel Director



Enters his eleventh season with the Seahawks and his third as Pro Personnel Director. Mueller joined the Seahawks in June of 1983 as an assistant in Pro Personnel after a stellar three-year career at Linfield College in McMinnville, Oregon. As a senior, he quarterbacked Linfield to the NAIA Division II National Championship in 1982. He was named Most Valuable Offensive Player in the Wildcats' 33-15 national championship win over William Jewell College, as

well as offensive MVP in a semifinal win over Westminster College. After the season he earned All-District and All-Northwest Conference honors, along with being an honorable mention Associated Press Little All-America. Mueller lettered in football, basketball, and baseball at St. Maries High School in St. Maries, Idaho. Randy and his wife, Lori, have a daughter, Riley.

RICK THOMPSON

Assistant Player Personnel Director



An original member of the Seattle staff, Thompson joined the Seahawks in 1975 as an assistant in the player personnel department and was promoted to Assistant Player Personnel Director in July of 1984. In addition to his player personnel duties, Thompson has served as the Seahawks' training camp director since 1978. He is a graduate of Hamline University in St. Paul, Minnesota, where he earned a degree in Sports Administration. As an undergraduate, he worked for the

Minnesota Vikings for five years. Thompson is a graduate of Lincoln High School in Bloomington, Minnesota. He and his wife, Kathy, have a daughter, Kacie, and a son, Nicholas.

PHIL NERI

College Scouting Director



Was promoted to College Scouting Director on February 5, 1993, after having worked as a staff scout since July, 1985, and Western Supervisor since 1989. Neri came to the Seahawks after seven seasons, 1979-1985, with the Philadelphia Eagles college scouting department. The year prior to joining Philadelphia, Neri worked for the BLESTO scouting combine. A graduate of Santa Clara University, where he lettered in football, he coached two seasons at Notre

Dame High in Sherman Oaks, California, and spent two years as a

graduate assistant coach at San Jose State before joining BLESTO. Phil's father, Jerry, was a scout with the Detroit Lions for 21 years. Phil and his wife, Julie, have a son, Anthony, and a daughter, Allison.

RICK REIPRISH

Eastern Supervisor



Enters into his tenth season as a scout with the Seahawks and his fifth as Eastern Supervisor. Prior to joining Seattle, he spent two years with the Kansas City Chiefs scouting staff and three years working for the scouting combine, BLESTO. Prior to BLESTO, he was a college assistant coach for six seasons. He coached the receivers in 1973 and the running backs from 1974-76 at Austin Peay while finishing up work on his master's degree in administration. Reiprish moved to East

Tennessee State in 1977 to handle the offensive backfield and quarterbacks, and then to North Alabama where he worked with the offensive line in 1978. Rick and his wife, Janet, have a son, Drew.

WARREN HARPER

Area Scout



Enters his eleventh year with the Seahawks as a scout. He brought 28 years of high school and college coaching experience to Seattle, including 15 seasons as linebacker coach and administrative assistant coach at the University of Oklahoma. Harper was a highly successful high school coach in Texas before going to Oklahoma, compiling a 31-8-2 record in two stints, first in Sherman, Texas, and then at Amarillo, Texas. In between, he spent three seasons at

the University of Texas-El Paso, the first as an assistant to O.A. "Bum" Phillips and the last two as head coach. Warren and his wife, Gene, have two children, Robert and Patricia.

DERRICK JENSEN

Area Scout



Begins his second year with the Seahawks scouting staff having been hired in 1991 after a seven-year National Football League playing career. Jensen was a third-round draft choice of the Oakland Raiders in 1979 and played 106 games, starting 21, in his career, including a streak of 105 straight played. Served as the captain of the Raiders special teams for five seasons and contributed a blocked punt, which he recovered for the first touchdown in the Raiders 38-9 win

over the Washington Redskins in Super Bowl XVIII. Was also part of the Raiders Super Bowl XV championship team. Finished his Raiders career as the franchise's 13th leading rusher with 780 yards on 224 carries, with five touchdowns. Added 44 receptions

and three scores, and returned an onsidies kick attempt for a touch-down. Two-time Southland Conference Most Valuable Player while at Texas-Arlington. Finished his career with 3,346 rushing yards, the first player in conference history to top 3,000 yards. Attended Oswatomie High School in Oswatomie, Kansas.

DOUG KRETZ

Area Scout



Joined the Seattle Seahawks scouting staff full-time in June of 1981 after working two years on a part-time basis. A Seattle Pacific University graduate, Kretz lettered in soccer as a collegian and earned his degree in Physical Education. He broke into coaching at Redmond Junior High in Redmond, Washington. The next four years were spent as an assistant football coach and soccer coach at Newport High in Bellevue, Washington. A native of Seattle, Kretz attended

Mercer Island High School, where he played football and baseball. Doug and his wife, Gerri, have a daughter, Berit.

DAVE NUSZ

Area Scout



Enters his eighth season as a scout, having joined the Seahawks in July, 1986. He spent 28 years as a collegiate assistant coach at the University of Maryland (1956-57), William and Mary (1958-61), University of Detroit (1962-65), University of Texas-El Paso (1966-70), Mississippi State (1971-72), Memphis State (1973-74), Southern Methodist (1974-75), Vanderbilt (1976-78), and the University of Louisville (1979-83). Nusz coached the defensive backs and linebackers for two

seasons (1984-85) with the Jacksonville Bulls of the United States Football League before joining the Seahawks. A graduate of the University of Maryland with a degree in Physical Education, Recreation and Health, Nusz played on three Terrapin teams that won 27-of-32 games, played in two Orange Bowls (1953 and 1955) and won the 1953 National Championship with a 10-1-0 record. The 1955 squad finished third in the nation also with a 10-1-0 mark. Dave and his wife, Bette, have a daughter, Kerry, and a son, Tommy. His last name is pronounced "News".

KINGDOME PRESS PARKING

I-5 Southbound: Take 4th Avenue South Exit. Go right at stop light at end of exit and right at next light onto Royal Brougham Way. Turn right at 1st Avenue South and right under the Alaskan Way Viaduct, following police directions. Cross Occidental Way and enter South Lot between barricades.

I-5 Northbound: Take Exit #163 for Spokane Street/Columbia Way. Follow Spokane Street off-ramp Westbound. Turn right at 1st Avenue South and follow Northbound crossing Royal Brougham Way. Turn right under the Alaskan Way Viaduct following police directions. Cross Occidental Way and enter South Lot between barricades.

ASSISTANT COACHES

TOM CATLIN Assistant Head Coach



SEAHAWKS: Returns for his 34th season of coaching professional football and his 11th with the Seahawks. Has relinquished his defensive play-calling duties to Rusty Tillman and will serve in an advisory capacity. Was named *Sports Illustrated's* NFL Coach of the Year for 1992, the first assistant coach ever honored. Also named *Pro Football Weekly's* Assistant Coach of the Year. Joined the Seahawks on February 8, 1983, as Assistant Head Coach, Defensive Coordinator, and

Linebackers Coach. Elected to stay on the staff on January 10, 1992, four days after Tom Flores was named head coach. In two of the last three seasons, his defenses have set new franchise records for fewest yards allowed and are the only unit in the NFL to rank in the top 10 in total defense in each of those seasons. In his ten seasons in Seattle, the Seahawks lead the NFL in both total takeaways (398) and in fumble recoveries (169) and their 190 interceptions rank eighth. In 1984, his second season with the Seahawks, Catlin transformed a defense that had not ranked higher than 13th in a full season in franchise history, into the NFL's sixth best unit and one that allowed a team record 282 points. That defense recorded a league high 63 takeaways, the second-highest total in NFL history, including 38 interceptions, the most in the league since 1961. The Seahawks also posted a league high three shutouts, including back-to-back, and held two other teams without a touchdown. In 1984, Seattle also became the first team to post a shutout after a Monday night game, defeating the Kansas City Chiefs, 45-0, after blanking the San Diego Chargers, 24-0, in San Diego. The Seahawks returned an NFL record four pass interceptions for touchdowns against the Chiefs. His 1986 unit led the AFC in fewest points allowed. He has successfully switched schemes from the 4-3 to the 3-4 in 1983 and from 3-4 to the 4-3 in 1990.

NFL COACHING EXPERIENCE: Catlin is the last original American Football League coach still active and his 33 years as an assistant is exceeded only by the tenures of Miami Dolphins offensive line coach John Sandusky (1959) and the Washington Redskins defensive line coach LaVern "Torgy" Torgeson (1959). Catlin began his career on Hank Stram's staff with the Dallas Texans in 1960, the AFL's first season. He moved with the franchise to Kansas City in 1963. In 1966, he joined George Allen's staff with the NFL's Los Angeles Rams as defensive backfield coach. In 1969, Allen promoted him to defensive coach. He stayed with the Rams from 1966 through 1977, as he coached under Allen (1966-70), Tommy Prothro (1971-72) and Chuck Knox (1973-77). After the 1977 season, he moved along with Knox to the Buffalo Bills, where he served as the defensive coordinator and linebackers coach. He assumed the additional responsibilities of assistant head coach after the 1980 season. With the Bills, he took over a defense that ranked 23rd overall in 1977 and had it rated first overall by 1980. His units finished seventh in 1981 and second in 1982. The Bills also finished first against the pass in 1978 and were second in both 1980 and 1982.

NFL PLAYING EXPERIENCE: Was drafted by the Baltimore Colts on the fourth round on January 22, 1953, but was traded to the Cleveland Browns prior to his rookie season in what still ranks as the biggest trade in NFL history. Catlin, along with four other players, including former Seahawks President/General Manager Mike McCormack, were dealt to the Browns for 10 players, including current Miami Dolphins head coach Don Shula on March 26, 1953. Catlin played four seasons with the Browns, 1953-54, and 1957-58, and one with the Philadelphia Eagles, 1959. He spent the entire 1955 and 1956 seasons and all but the last four games of the 1957 season as a pilot in the United States Air Force. He played in three NFL Championship Games with the Browns, winning once, in 1954, as he served as the defensive signal-caller.

COLLEGE COACHING EXPERIENCE: Got his start coaching the Plebes at West Point under head coach Red Blaik in 1957.

COLLEGE PLAYING EXPERIENCE: Lettered three seasons as a center and a linebacker under Bud Wilkinson. Named a first-team All-America center in 1951 and 1952, and three times, 1950-52, was an All-Big Seven Conference choice. Catlin was only the fourth player in Oklahoma history to be named all-conference at least three times. In 1952, he finished tenth in the Heisman Trophy voting.

PERSONAL: Attended Ponca City High School in Ponca City, Oklahoma. Suffered a heart attack in February 1991, and underwent quadruple bypass surgery, but returned in time for mini camp. He is a member of the Board of Directors of the Seattle Chapter of the American Heart Association. Tom and his wife, Betty, have two children, Kim and Tom, and two grandsons. Catlin was born September 8, 1931, in Ponca City.

LARRY KENNAN

Offensive Coordinator/Quarterbacks



SEAHAWKS: Named Offensive Coordinator/Quarterbacks Coach on January 8, 1992. Kennan was the first assistant hired by Tom Flores.

WORLD LEAGUE: Named World League of American Football Coach of the Year for guiding the London Monarchs to the WLAFL Championship in 1991. The Monarchs posted a league-best 9-1 regular season record, leading the league in total offense, points scored, fewest points allowed,

and finishing second in total defense. Once in the playoffs, they defeated the New York/New Jersey Knights, 42-26, on the road and captured the World Bowl with a 21-0 win over the Barcelona Dragons in London, avenging their only regular season defeat. London had 17 players named all-league, including 10 on the first team.

NFL COACHING EXPERIENCE: Was hired by Los Angeles Raiders head coach Tom Flores as the Raiders quarterbacks coach in 1982. Remained with Los Angeles through the 1987 season. He was part of the Raiders staff when they captured Super Bowl XVIII over the Washington Redskins, 38-9. Coached the wide receivers with the Denver Broncos in 1988 and was the offensive coordinator of the Indianapolis Colts in 1989 and 1990 after leaving the Raiders.

COLLEGE COACHING EXPERIENCE: Served three seasons (1979-81) as the head coach at Lamar University in Beaumont,

Texas, compiling a 13-17-3 regular season record. Started his collegiate coaching career at his alma mater, La Verne College, in 1966. After a stint in the high school ranks, he coached at the University of Colorado (1969-71) and then served as the offensive coordinator at the University of Nevada-Las Vegas (1973-75) and Southern Methodist University (1976-78).

COLLEGE PLAYING EXPERIENCE: Was a quarterback at La Verne College, in La Verne, California, where he earned his degree in History. Finished his four years (1962-65) as the school's all-time leader in attempts (497), completions (238), and yards (3,161). Also ranked as the school's all-time leader in rushing attempts (309) and touchdowns (21). He still co-holds the school record with three touchdowns in one game.

PERSONAL: Attended Bonita High School in La Verne, California. Served three seasons as a high school coach, first at Garden Grove High (1967-68) in Garden Grove, California, and then Arvada West High (1972) in Arvada, Colorado. Larry and his wife, Pat, have three sons, Steve, Ryan, and Kyle, and was born June 13, 1944, in Pomona, California.

RUSTY TILLMAN

Defensive Coordinator/Linebackers



SEAHAWKS: Promoted from special teams and middle linebackers Coach on January 11, 1992, to defensive coordinator and will call the defensive signals in 1993. Tillman enters into his 15th consecutive season as a Seahawks assistant coach, the longest streak in franchise history. He was hired by former Head Coach Jack Patera as the Seahawks first full-time special teams coach on March 10, 1979. He coached under Patera for four seasons and was one of only two

assistants retained when Chuck Knox was named head coach on January 26, 1983. He continued to coach the special teams under Knox and added the tight ends. In 1987, his responsibilities moved over to defense as he replaced the tight ends with the middle linebackers. Tom Flores named him defensive coordinator on January 11, five days after taking over as head coach. Under his coaching, the Seahawks special teams were among the best in the National Football League, leading the NFL in punt coverage three times and kickoff coverage twice. In 1983, the coverage units led the league in both categories, only the second time in league history that has occurred.

NFL COACHING EXPERIENCE: Tillman has spent his entire 15-year NFL coaching career with the Seahawks. He spent one year in private business before joining Seattle.

NFL PLAYING EXPERIENCE: Played eight seasons as a middle linebacker and special teams performer with the Washington Redskins from 1970-77. Signed with the Redskins as a free agent in 1970 and became the starter at middle linebacker with two games remaining in his rookie season. Also played outside linebacker. Played in 107 games in his career, including 84 straight. He started the Redskins 1974 divisional playoff game against the Rams in Los Angeles at middle linebacker. Tillman was voted by the fans as a member of the Redskins 50th Anniversary Team, chosen in 1986, for his play on special teams. Served as

Washington's special teams captain from 1974 through 1977 and was nicknamed "The King" for his play on seven different special teams. Played in Super Bowl VII, a 14-7 loss to the Miami Dolphins. As a rookie, his head coach was Vince Lombardi and he also played seven seasons for George Allen and for special teams coaches Marv Levy and Paul Lanham.

COLLEGE PLAYING EXPERIENCE: Played two seasons at Northern Arizona University after transferring from the University of Arizona. Played tight end, defensive end, linebacker and punted for Northern Arizona. Had 10 receptions for 206 yards as a junior and also took over as the punter averaging 44.5 yards on 13 punts, with a school record long of 79 yards. He was inducted into the Northern Arizona Athletic Hall of Fame in 1984. Served as a co-captain his senior season. Tillman's head coach at NAU was former Seahawks backfield coach Andy MacDonald. Played two seasons at Arizona before transferring.

PERSONAL: Attended Agua Fria High School in Avondale, Arizona. Rusty and wife, Lorri, have four children, sons, Joshua, Jason, and Jacob, and a daughter, Rachael. Rusty also has a daughter, Emily. Born February 27, 1946, in Beloit, Wisconsin.

TOMMY BRASHER

Defensive Line



SEAHAWKS: Hired as the defensive line coach on January 23, 1992.

NFL COACHING EXPERIENCE: Enters into his eleventh NFL season in 1993 and second with the Seahawks. He has served as the defensive line coach with the New England Patriots (1982-84), Philadelphia Eagles (1985), Atlanta Falcons (1986-89), and Tampa Bay Buccaneers (1990), prior to joining the Seahawks. He spent the 1991 season in private business.


COLLEGE COACHING EXPERIENCE: Brasher started his college coaching career at the University of Arkansas, his alma mater, as the defensive line coach under Frank Broyles in 1970. He moved to Virginia Tech in 1971 as defensive line and linebackers coach and spent the 1974 and 1976 seasons at Northeastern Louisiana University as defensive coordinator and defensive line coach. He coached the defensive line at Southern Methodist University from 1977 through 1981.

COLLEGE PLAYING EXPERIENCE: A three-year letterman and two-time All-Southwest Conference linebacker under Frank Broyles at Arkansas in 1962 and 1963. He twice played in the Sugar Bowl and was a teammate of Dallas Cowboys owner Jerry Jones and Cowboys head coach Jimmy Johnson.

PERSONAL: Played football at El Dorado High School in El Dorado, Arkansas, and began his coaching career at El Dorado in 1964 as an assistant. He also coached at Ball High in Galveston, Texas (1965-66), and was the head coach at Hot Springs High in Hot Springs, Arkansas (1967-69). In 1975, he left the college ranks to become the defensive line coach of the Shreveport Steamer of the World Football League. Tommy and his wife, LaNelle, have two daughters, Melodie and Christie. He was born on December 30, 1940, in El Dorado, Arkansas. His last name is pronounced BRAY-zure.

BOB BRATKOWSKI

Wide Receivers



SEAHAWKS: Named the wide receivers coach on January 22, 1992.

NFL COACHING EXPERIENCE: Begins his second season in the NFL having spent both years with the Seahawks.

COLLEGE COACHING EXPERIENCE: Spent the past 14 seasons in the college ranks. Came to the Seahawks after three seasons (1989-91) as the offensive coordinator and wide receivers coach at the University of

Miami. The Hurricanes won two national championships during his tenure. Began his career as the wide receivers coach at the University of Missouri in 1978. Moved to Weber State University as wide receivers coach in 1981 and was promoted to offensive coordinator in 1984 at age 28. Joined Dennis Erickson's staff at the University of Wyoming in 1986 as offensive coordinator and wide receivers coach and moved with Erickson to Washington State University in 1987 and to Miami in 1989.

COLLEGE PLAYING EXPERIENCE: Lettered three seasons, 1975-77, at Washington State University as a wide receiver and caught 16 passes for 219 yards and one touchdown in his career. Bratkowski redshirted in 1974 after playing with the junior varsity in 1973. Earned his degree in Education from the University of Missouri in 1979.

PERSONAL: Attended Premonte High School in Green Bay, Wisconsin, lettering twice each in football, basketball, and golf. His father, Zeke Bratkowski, played quarterback for 14 seasons in the NFL with the Chicago Cardinals (1954, 1957-60), Los Angeles Rams (1961-63), and Green Bay Packers (1964-68, 1971) and currently is the offensive coordinator of the Philadelphia Eagles, part of a 22-year assistant coaching career. Bob and his wife, Rebecca, have two children, Shane and Courtney. He was born December 2, 1955, in San Angelo, Texas.

DAVE BROWN

Defensive Coach



SEAHAWKS: Named defensive coach on January 24, 1992.

NFL COACHING EXPERIENCE: Brown enters into his second season in coaching and as an NFL assistant in 1993. He is the third former Seahawks player to become an NFL assistant following Fred Hoaglin (1976) now with the New England Patriots and joining Paul Moyer (1983-89) with the Seahawks.

NFL PLAYING EXPERIENCE:

Played 15 seasons as a defensive back with the Pittsburgh Steelers (1975), Seattle Seahawks (1976-86) and Green Bay Packers (1987-89). Missed the 1990 season on injured reserve with Green Bay because of an Achilles tendon injury and retired prior to the 1991 season. Played in 216 games, starting 203, and only missed six games in his career due to injury, all in 1981 with a broken leg. Finished his career with 62 interceptions, ranking him tied for fifth in NFL history. Had seven games with two intercep-


tions. Ranks as Seattle's career interception leader with 50. Scored five touchdowns on interception returns, all with the Seahawks. Returned two for touchdowns against the Kansas City Chiefs on November 4, 1984, tying an NFL record. Totaled eight interceptions that season and was voted to the AFC Pro Bowl squad. Served as the Seahawks defensive captain from 1983 through 1986. Also holds Seahawks record for career (643) and single-season (179 in 1984) interception return yardage, and career return touchdowns (5). Originally drafted 26th on the first round by the reigning Super Bowl Champion Pittsburgh Steelers in 1975, and saw action in 13 games as well as Super Bowl X. Was acquired by the expansion Seahawks in the 1976 Veteran Allocation Draft. Played and started 159 games at both free safety (1976) and right cornerback (1977-86) with Seattle before being traded to the Packers on August 26, 1987, for an eleventh-round 1988 choice. Started all 44 games that he played in Green Bay and was voted defensive captain in 1988. Led the Packers with 12 interceptions in his three seasons.

COLLEGE PLAYING EXPERIENCE: Named to the University of Michigan's All-Time Team for the Second 50 Years of Wolverine Football in 1983. Three-year starter at safety and played on teams that posted a 30-2-1 record and shared three Big Ten titles. Was three-time first-team All-Big Ten choice and a consensus first-team All-America as a junior and a unanimous choice as a senior. Played in the East-West Shrine Game, the Hula Bowl, Coaches All-America and College All-Star games, after his senior season. Graduated with a degree in Radio and Television.

PERSONAL: Attended Garfield High School in Akron, Ohio. Active with the Fellowship of Christian Athletes and Pro Athletes Outreach. Is an accomplished racquetball player having finished second in both the 1980 NFL Players Association tournament and the 1987 Washington State Open. Named the 1982 Seattle NFL Man of the Year for his work in the community. Dave, and his wife, Rhonda, have two sons, Aaron and Sterling, and live in Woodinville, Washington. Born January 16, 1953, in Akron, Ohio.

ARNIE MATSUMOTO

Coaching Staff Assistant



SEAHAWKS: Enters into his ninth season on the staff and fourth as a coaching staff assistant. Originally hired as an equipment assistant in 1985. Joined the coaching staff in 1989 to assist in video study for grades. In 1990, he assisted in the weight room while continuing his video responsibilities. Has concentrated since 1991 solely on his video duties.

NFL COACHING EXPERIENCE: Has spent his entire four-year coaching

career with the Seahawks.


PERSONAL: Earned a degree in Health and Physical Education from Lewis and Clark College in Portland, Oregon. Attended Tokyo Nodai Niko High School in Takasaki, Gumma, Japan. Arnie and his wife, Corinne, were married on June 12, 1992. He was born December 18, 1962, in Isesaki, Gumma, Japan. Full name is Atsushi Matsumoto.

LEADING TACKLER

Eugene Robinson paced the Seahawks in tackles in 1992 with 94, marking the third time in six seasons he's led in tackles.

PAUL MOYER

Defensive Backs



SEAHAWKS: Begins his fourth season as a Seahawks assistant and second as defensive backs coach. Spent the 1990 and 1991 seasons as a coaching staff assistant, working with both the defensive secondary and special teams. Moyer was promoted on January 10, 1992, and handles to safeties and assist Russ Purnell with the special teams.

NFL COACHING EXPERIENCE: Moyer has spent his entire coaching

career with the Seahawks.


NFL PLAYING EXPERIENCE: Signed with the Seahawks as a free agent after the 1983 college draft. Played seven seasons, 1983-89, as a safety before his career was ended by a neck injury. Played 98 games, starting 30, with Seattle, including 55 straight. Started all 16 at strong safety in 1988 as the Seahawks won their only AFC Western Division title. Had a career-high 73 tackles and led the team with six interceptions. Moyer finished his career with 239 tackles, four sacks, 11 interceptions, eight fumble recoveries, and five forced fumbles. Scored two touchdowns in his career, one with his first career interception (1983) and the second after the recovery of a blocked punt (1986). Was Seattle's special teams captain in 1987.

COLLEGE PLAYING EXPERIENCE: Two-year letterman at Arizona State after transferring from Fullerton Junior College. Had 20 tackles in the Sun Devils' 30-21 win over Oklahoma in the 1983 Fiesta Bowl. Voted Most Improved Player in 1982. Second-team All-West Coast and All-Pac-10 as a senior and was named Most Valuable Defensive Performer in the 1982 East-West Shrine Game.

PERSONAL: Attended Villa Park High in Villa Park, California. Paul, and his wife, Heather, have a daughter, Taylor, and a son, Nicholas. Moyer was born July 26, 1961, in Anaheim, California.

HOWARD MUDD

Offensive Line



SEAHAWKS: Named the offensive line coach on January 28, 1993, replacing Hudson Houck. Returns for his second tour of duty as the Seahawks offensive line coach having coached under Jack Patera from 1978 to 1982.

NFL COACHING EXPERIENCE: Enters into in his 20th consecutive season as an NFL offensive line coach, having entered the league with the San Diego Chargers in 1974.

Moved to the San Francisco 49ers in 1977, and has also coached with the Seahawks from 1978 to 1982, the Cleveland Browns from 1983 to 1988, and the Kansas City Chiefs from 1989 to 1992. In 1985 with Cleveland, his linemen paved the way for runners Kevin Mack and Earnest Byner to each surpass 1,000 rushing yards, becoming only the third pair of backs to each top 1,000 yards, joining Miami's Larry Csonka and Mercury Morris in 1972 and Pittsburgh's Franco Harris and Rocky Bleier in 1975.

NFL PLAYING EXPERIENCE: Enjoyed a seven-year playing career as an offensive guard with the San Francisco 49ers (1964-69) and the Chicago Bears (1969-70). Drafted on the ninth round in 1964 by the 49ers and was traded to the Chicago Bears during the 1969 season. Played and started in three Pro Bowl games (1966-68), was twice named first-team All-NFL (1967 and 1968), and was named to the NFL's All-Decade of the 60's Team while with the 49ers. Played one plus seasons with the Bears, suffering a knee injury in 1969, and retired after the 1970 season.

COLLEGE COACHING EXPERIENCE: Began his coaching career as the offensive line coach at the University of California in 1972.

COLLEGE PLAYING EXPERIENCE: Starter at guard and team captain at Hillsdale College in Hillsdale, Michigan. Member of the NAIA Hall of Fame. Originally enrolled at Michigan State University before transferring. Graduated with a degree in Biology.

PERSONAL: Attended Midland High School in Midland, Michigan. Howard has two children, a son, Darren, and a daughter, Ami, and his wife, Shirley, has a son, Adam. Born February 10, 1942, in Midland, Michigan.

RUSS PURNELL

Special Teams, Tight Ends Coach



SEAHAWKS: Purnell enters into his eighth season as an assistant coach with the Seahawks and eighth in the National Football League. He was promoted from tight ends and assistant special teams coach to tight ends and special teams coach on January 10, 1992. He replaces Rusty Tillman as the Seahawks special teams coach. Purnell originally joined Chuck Knox's Seahawks staff on July 17, 1986, as an offensive special assignments coach. He added the tight ends in

1987 along with assisting with the special teams.

NFL COACHING EXPERIENCE: Has spent his entire eight-year NFL coaching career with the Seahawks.

COLLEGE COACHING EXPERIENCE: Purnell began his college coaching career at his alma mater, Whittier College, as a graduate assistant in 1970. He then coached three seasons at the University of Southern California, 1982-84, handling both the tight ends and special teams, before joining the Seahawks

COLLEGE PLAYING EXPERIENCE: He started his college playing career as a center at Orange Coast College before transferring to Whittier College, where he was an all-league choice and team captain as a senior.

PERSONAL: Attended Lake Washington High School in Kirkland, Washington, as a sophomore and Redmond High in Redmond,


OVERTIME GAMES

The Seahawks have a 4-6 all-time record in overtime games entering the 1993 season. Seattle has defeated the Kansas City Chiefs (1983), San Diego Chargers (1990), Houston Oilers (1990), and Denver Broncos (1992), while losing to the Broncos four times (1978, 1985, 1989, and 1990), the Los Angeles Raiders (1991), and the Philadelphia Eagles (1992). Seattle is 3-4 in the Kingdome and 1-2 on the road.

Washington, as a junior before transferring to Huntington Beach High in Huntington Beach, California, for his senior year. He coached in the high school ranks at Corona del Mar High (1972) and Edison High School (1973-81) before joining John Robinson's staff at Southern California. Russ, his wife, Jill, son, Timothy, and twins, Erin and Jonathan, live in Bellevue. Born June 12, 1948, in Chicago, Illinois.

FRANK RAINES

Strength and Conditioning




SEAHAWKS: Enters into his fourth season with the Seahawks as their strength and conditioning coach and sixth in the NFL. Joined the Seahawks on February 21, 1990.

NFL COACHING EXPERIENCE: Prior to being hired by the Seahawks, Raines served two years as the assistant strength and conditioning coach of the Washington Redskins. Before he joined the Redskins full-time, he worked part-time for three years.

PERSONAL: Attended Oxon Hill High School in Oxon Hill, Maryland. Raines has also worked with the National League's Pittsburgh Pirates as a speed coach. He was a three-year track letterman at George Mason University and qualified for the 1984 Olympic Trials in the 200 meters. He and his wife, Sharon, have a son, Markus Darnell, and a daughter, Kaaryn Nycole, and live in Renton, Washington. Frank was born on November 29, 1960, in Petersburg, Virginia.

CLARENCE SHELTON

Running Backs



SEAHAWKS: Named the running backs coach on January 21, 1992.


NFL COACHING EXPERIENCE: Enters into his second season with the Seahawks and third in the National Football League in 1993. Entered the NFL in 1991 as the running backs coach of the Los Angeles Rams.

COLLEGE COACHING EXPERIENCE: Began his career as a graduate assistant at his alma mater, the University of Houston in 1975. He then spent

three seasons (1978-80) at the United States Academy at West Point and three seasons at Indiana University (1981-83) before moving to the University of Arizona (1984-86) and the University of Southern California (1987-90). He coached the running backs at each stop, except for Army, where he handled the running backs and tight ends.

COLLEGE PLAYING EXPERIENCE: Lettered two seasons (1973-74) as a running back at the University of Houston.

PERSONAL: Attended Airline High School in Bossier City, Louisiana. He coached one season (1977) at Carroll High School in Corpus Christi, Texas. Attended Long Island University working towards a Masters Degree in Guidance and Counseling. Clarence's wife's name is Nancy. Born September 17, 1952, in Bossier City.



VETERAN BIOGRAPHIES



61 THEO ADAMS

G

Height: 6-4 Weight: 298
 College: Hawaii
 NFL Experience: 2nd Year
 How Acquired: Free Agent (1991)
 1992 Games Played/Started: 10/0
 Career Games Played/Started: 10/0
 Birthdate: April 24, 1966
 Birthplace: San Francisco, CA
 Residence: Kirkland, WA


1992: Played 10 games as a reserve offensive lineman. Played in the first three games before being waived prior to week four. Was re-signed to the practice squad, spending three games there before being reactivated. **World League:** Loaned to the London Monarchs of the World League for the 1992 season and played 10 games, starting seven, five at left tackle and two at right.

CAREER: Originally signed as a free agent by the Los Angeles Rams in 1990 and was waived on August 29. Also played in both World League seasons, 1991 and 1992, with the London Monarchs. **1991:** Started all 12 games (10 regular season and two playoff) and was a second-team All-World League choice at tackle for the World League champion London Monarchs. Re-signed by the Rams as a free agent on July 17 and was waived on August 20. Spent the whole season on the Seahawks practice squad after signing on September 11.

COLLEGE: Played tight end, linebacker, defensive tackle and offensive tackle at Hawaii. Started four games as a freshman and five games as a sophomore at tight end. Redshirted in 1986 after two games at tight end. Started his last two seasons (1988 and 1989) at offensive tackle. Also some action at defensive tackle in goal line situations. Majored in Political Science.

PERSONAL: Lettered four seasons in football and two in basketball at McKinley High School in Honolulu, Hawaii. All-state in both sports. Team captain in football as a junior and a senior. Theo and his wife, Tiffany, live in Kirkland.

Career Games Played/Started: 1992 (Seattle) - 10/0.



25 ROBERT BLACKMON S

Height: 6-0 Weight: 198
 College: Baylor
 NFL Experience: 4th Year
 How Acquired: Draft (2nd round (b) '90)
 1992 Games Played/Started: 15/15
 Career Games Played/Started: 46/36
 Birthdate: May 12, 1967
 Birthplace: Bay City, TX
 Residence: Sugarland, TX

1992: Started 15 games at strong safety, missing the Miami game with a hip injury suffered at New England. Finished the season with a career-high 65 tackles, according to unofficial press box statistics. Had a single-game high 11, including seven unassisted, against Philadelphia, and nine, all unassisted, against Cincinnati. Two-and-a-half of his tackles against the Eagles were sacks, and also had a sack and a forced fumble at San Diego. Had a career-long 69-yard interception return against Denver.

CAREER: Second of two second-round draft choices in 1990 and has been the full-time starter at strong safety since 1991 after opening the first three games of 1990. Has played in 46-of-48

games in two seasons and has 172 tackles, according to unofficial press box statistics, and four interceptions. **1990:** Started 5-of-15 games at strong safety, including the first three. Missed one game because of a knee injury. Had 36 tackles, according to unofficial press box statistics, and added five special teams tackles. **1991:** Started 16 games at strong safety. Credited with 64 tackles, two tackles for loss, one sack, a forced fumble and a fumble recovery. Collected his first career interception against the Jets and also had picks in the second Denver and Los Angeles Rams games. Forced a fumble on a sack at the Los Angeles Raiders.

HONORS: **1990**, *First-team All-Rookie (Pro Football Writers' Association, Pro Football Weekly, College and Pro Football Newsweekly, Football Digest).*

COLLEGE: *Football News* first-team All-America in 1989. Three-time first-team All-Southwest Conference choice and four-year letterman. Had 80 tackles and eight interceptions in 1989. Tied for sixth in the country in interceptions. Intercepted four passes and returned two for touchdowns in a 50-7 win against Texas as a senior. Interception and touchdown totals both rank as the second-most in SWC history. Finished his career with 227 tackles, 17 tackles for loss, and 14 interceptions. Also had four sacks. Co-led the team with five interceptions as a sophomore.

PERSONAL: Played defensive back and quarterback at Van Vleck High School in Van Vleck, Texas. Also lettered in basketball and track. First-team all-state choice as a senior at defensive back and a second-team choice at quarterback by the Texas State Sportswriters. Threw six touchdown passes in a state playoff game loss against Cuero High School. State high school 110-meter high hurdles champion. Robert and his wife, Gayle (6/22/91), have a daughter, Kristen Nicole (5/10/92).

BLACKMON'S NFL RECORD

Interceptions

Club	G/S	No	Yds	Avg	LG	TD
1990 Seattle	15/5	0	0	0.0	0	0
1991 Seattle	16/16	3	59	19.7	29	0
1992 Seattle	15/15	1	69	69.0	69	0
NFL TOTALS	46/36	4	128	32.0	69	0

Defense

Club	G/S	Tkl	So	Ast	T/L	Sacks	FF	FR
1990 Seattle	15/5	41	36	5	1.0	0.0	0	1
1991 Seattle	16/16	64	52	12	4.0	1.0	1	1
1992 Seattle	15/15	67	51	16	4.0	3.5	1	1
NFL TOTALS	46/36	172	139	33	9.0	4.5	2	3

Totals include special teams statistics. Tackles for loss includes sacks.

SINGLE GAME HIGHS

Defense

Tackles (Solos and Assists): 11, vs. Philadelphia 12/13/92 (OT) (7+4)

Tackles For Loss (Includes sacks): 2.5, vs. Philadelphia 12/13/92 (OT)

Sacks: 2.5, vs. Philadelphia 12/13/92 (OT)

Interceptions: 1, 4 Times (Last: vs. Denver 11/30/92)

Forced Fumbles: 1, 2 Times (Last: at San Diego 10/4/92)

Fumble Recoveries: 1, 3 Times (Last: at Denver 12/20/92)

LARGENT AWARD

Jeff Bryant and Joe Nash were the co-winners of the 1992 Steve Largent Award, which is given to the Seahawks player that best exemplifies the spirit, dedication, and integrity of the Seattle Seahawks. The duo entered the NFL together in 1982, Bryant as a first-round draft choice and Nash as a free agent, and have played side-by-side since 1982. They rank in the team's top ten in games played, games started, tackles, sacks, tackles for loss, fumble recoveries, and forced fumbles.



89 BRIAN BLADES WR

Height: 5-11 **Weight:** 189
College: Miami
NFL Experience: 6th Year
How Acquired: Draft (2nd round 1988)
1992 Games Played/Started: 6/5
Career Games Played/Started: 70/58
Birthdate: July 24, 1965
Birthplace: Ft. Lauderdale, FL
Residence: Coral Springs, FL

1992: Did not sign until September 2, missing all of training camp and the preseason. Suffered a shoulder injury on his first play against the Cincinnati Bengals in the season opener and missed 10 games on injured reserve before returning to start the last five. Finished the season with 19 receptions for 256 yards and one score. Caught a game-tying three-yard touchdown pass on the last play of the game in the first Denver game, his first game back from the injury, a game eventually won by the Seahawks 16-13 in overtime. Ended the game with 6 receptions for 66 yards. Posted Seattle's only 100-yard receiving game of the season with six receptions for 103 yards against San Diego in the season finale. The 100-yard game was Seattle's first since he had 131 yards on eight catches at San Diego on November 10, 1991, and was the 11th of his career. Was designated one of two transition players after the season.

CAREER: Was the Seahawks second-round draft choice in 1988, but their first selection overall. Ranks third all-time in receptions (255), yards (3,529), is fourth in touchdowns (19) and average per reception (13.8), and is second in 100-yard receiving games (11). Needs 173 yards to move past teammate John L. Williams (3,701) into second place in yards. Has 12 rushing attempts for 68 yards.

1988: Played in 16 games, starting 7-of-the-last-10. Led the Seahawks in receiving yardage (682), the first player other than Steve Largent to do so in franchise history. Also led in touchdowns (8) and was second in receptions (40). Led all NFL rookies in touchdowns and was fifth in receptions and fourth in yards. Had two 100-yard games, including a team rookie record 145 against New Orleans in his first start. Had 123 yards on six receptions and two touchdowns at the Los Angeles Raiders in a 43-37 win that clinched the AFC West title. Had five receptions for 78 yards in the playoff game at Cincinnati.

1989: Led team in receptions (77) and yards (1,063), was voted team MVP and selected to the Pro Bowl. Finished two catches off the team single-season record. Ranked second in the AFC in receptions and seventh in yards. Set a career-high with 10 receptions against San Diego, including the game-winning score with 0:40 left. Totaled four 100-yard games.

1990: Started 16 games and had 49 receptions for 525 yards and three scores. Had two of the scores against Minnesota.

1991: Started 16 games and led team in receptions (70) and yards (1,003). Posted his second 70+ catch season and second with more than 1,000 yards. Joined Steve Largent as only players in franchise history to have two 1,000-yard seasons. Only Largent (six and eight) has more 70+ catch and 1,000-yard seasons. Tied for seventh in the AFC in receptions and was eighth in yards. Opened the season by posting career highs in receptions (12) and yards (160) at New Orleans and equaled his best with two touchdown receptions. Catches tied for second most in a single game in team history while yardage total was seventh best. Had two other games over 100 yards, 131 at San Diego and 107 at Denver and three with 97, 99, and 99. Caught eight passes at both Kansas City (97 yards) and San Diego (131).

HONORS: 1988, First-Team All-Rookie (*Pro Football Weekly*,

College and Pro Football Newsweekly). **1989, AFC Pro Bowl squad; Marcus Nalley Trophy (Seahawks MVP as voted by teammates); UPI Second-team All-AFC.**

COLLEGE: Four-year letterman. Finished his career with 80 receptions for 1,493 yards, a 15.7 yard average, and 15 touchdowns. Finished second on the school receiving touchdown list and was fifth in yards. Caught the game-winning two-point conversion in a 26-25 win over Florida State in 1987. Had 29 receptions for 394 yards and five touchdowns, including three two-point conversions, as a senior. Had 18 catches for 392 yards, a 21.8 average, and four scores as a junior and 30 for 657 yards and six touchdowns as a sophomore. Played in four bowl games in his career and also played in the Japan Bowl. Redshirted in 1983. Majored in Business Management.

PERSONAL: Lettered in football and track at Piper High School in Fort Lauderdale, Florida. Older brother of Detroit Lions Pro Bowl safety Bennie Blades, an All-America at Miami and a first-round draft choice by the Lions in 1988. Organized the Fort Lauderdale Youth Track Club in his hometown and also volunteered as a sprint coach at Coral Springs High School in Coral Springs, Florida, during the offseason. Is active with First Place, a school for homeless children, and the Big Brothers of King County.

BLADES' NFL RECORD

		Receiving					
	Club	G/S	No	Yds	Avg	LG	TD
1988	Seattle	16/7	40	682	17.1	55	8
1989	Seattle	16/14	77	1063	13.8	60	5
1990	Seattle	16/16	49	525	10.7	24	3
1991	Seattle	16/16	70	1003	14.3	52	2
1992	Seattle	6/5	19	256	13.5	37	1
NFL TOTALS		70/58	255	3529	13.8	60	19

ADDITIONAL STATISTICS

Rushing: 5 attempts for 24 yards, 4.8 average, long of 12, no touchdowns in 1988; 1 attempt for 3 yards in 1989; 3 attempts for 19 yards, 12 long in 1990; 2 attempts for 17 yards, 11 long in 1991; 1 attempt for 5 yards in 1992; **12 attempts for 68 yards, 5.7 average, 12 long, 0 touchdowns, career.**

POSTSEASON NFL RECORD

		Receiving					
	Club	G/S	No	Yds	Avg	LG	TD
1988	Seattle	1/1	5	78	15.6	24	0

SINGLE GAME HIGHS

Receiving

Most Receptions: 12, at New Orleans 9/1/91
Most Yards: 160, at New Orleans 9/1/91
Longest Reception: 60, vs. Cincinnati 12/10/89 (TD)
Most Touchdowns: 2, 3 Times (Last: at New Orleans 9/1/91)
Longest Touchdown: 60, vs. Cincinnati 12/10/89



64 DARRICK BRILZ

G

Height: 6-4 **Weight:** 281
College: Oregon State
NFL Experience: 7th Year
How Acquired: Free Agent (1989)
1992 Games Played/Started: 16/16
Career Games Played/Started: 83/32
Birthdate: February 14, 1964
Birthplace: Alexandria, VA
Residence: Issaquah, WA

1992: Started 16 games at right guard and was the only player on either side of the ball not to miss a play all season. Had started


only 16 games in his career prior to 1992, none at right guard. Carries a streak of 62 consecutive games played into 1993.

CAREER: Veteran lineman who can play any of the five interior line positions. Has also been used as a short-yardage tight end. Originally signed with the Washington Redskins as a free agent in 1987. Has played 83 games, starting 32, with the Washington Redskins (7/4 in 1987), San Diego Chargers (14/0 in 1988) and Seahawks (62/28 from 1989-92). Has started at right guard (16 games), left guard (11) and center (1) while with the Seahawks, including the first starts of his career at center (1991) and right guard (1992). **1987:** Played in seven games, starting four, with the Redskins after signing as a replacement player. Placed on injured reserve on December 12 and missed the rest of the regular season and postseason. **1988:** Claimed by the San Diego Chargers on waivers from Washington on August 16. Played 14 games with San Diego as a reserve. **1989:** Signed with the Seahawks as a free agent on August 16, after being waived by the Chargers on August 1. Played 14 games as a reserve after being cut and then re-signed after two games. **1990:** Played 16 games and started the last five at left guard for an injured Edwin Bailey. **1991:** Played 16 games and started seven times, games 8 through 13 at left guard and game 16 at center. The start at center was the first of his career. Was also used as a tight end in short yardage situations.

COLLEGE: Four-year letterman and two-year starter. Played both guard and tackle. Graduated with a degree in Industrial Engineering.

PERSONAL: Lettered in football, basketball, and baseball at Pinole Valley High School in Pinole Valley, California. Darrick and his wife, Shannon (6/15/91), live in Issaquah.

Career Games Played/Started: 1987 (Washington) - 7/4; 1988 (San Diego) - 14/0; 1989 (Seattle) - 14/0; 1990 (Seattle) - 16/5; 1991 (Seattle) - 16/7; 1992 (Seattle) 16/16; **Career - 83/32.**



77 JEFF BRYANT

DE

Height: 6-5

Weight: 281

College: Clemson

NFL Experience: 12th Year

How Acquired: Draft (1st round 1982)

1992 Games Played/Started: 16/16

Career Games Played/Started: 159/152

Birthdate: May 22, 1960

Birthplace: Atlanta, GA

Residence: Stone Mountain, GA

1992: Started 15 games at left end and one, against the Washington Redskins, at right end. Had not started at left end until 1992 and now has started 152 career games, 110 at right end, 15 at left end, 14 at right tackle, and 13 at left tackle. Credited with 61 tackles, according to unofficial press box statistics, his highest total since 1989. Also had 4.5 sacks, 8 tackles for loss, and 1 fumble recovery. Credited with a season-high 8 tackles against Cincinnati in the season opener. Voted the co-winner, along with Joe Nash, of the Steve Largent Award, which goes to the player who best exemplifies the spirit, dedication, and integrity of the Seattle Seahawks.

CAREER: Ranks as one of the most versatile and durable players in franchise history after being the sixth player chosen in the first round in 1982. Is tied for fourth in games played (159), is fourth in starts (152), second in sacks (62.0), tied for second in opponent fumble recoveries (11), fourth in forced fumbles (12), sixth in



tackles (640), and second in both blocked field goals (2), and blocked PATs (2). Can and has played all four positions along the defensive front, having started at right end (110 games), left end (15), right tackle (14) and left tackle (13) in his career. **1982:** Won the starting right end job in a 4-3 alignment in training camp and started all four preseason and nine regular season games. Co-led the team in sacks with three. **1983:** Started all 16 games and three postseason contests at right end in a 3-4 defense. Had a career-high eight sacks and led all defensive linemen in tackles with 76, according to unofficial press box statistics. Set a record with sacks in five straight games. Combined with Jacob Green (16 sacks) to be the AFC's best sack duo. Tied a team record with two fumble recoveries in the AFC Championship Game. **1984:** Started all 16 games and led team in sacks with 14.5 and earned second-team All-AFC honors by UPI. Finished fourth in the AFC in sacks. Had a career-high three against Detroit and 2.5 at New England and 2.0 at Cincinnati. Posted a career-high 80 tackles and scored a safety with a sack at Cincinnati. **1985:** Started all 16 games and had 8.5 sacks. Credited with a career-high 14 tackles against Denver, including two sacks, in the season finale. Tied a team record with four fumble recoveries. **1986:** Started the first 10 games, then missed four on injured reserve with an ankle injury which snapped a 67 consecutive game starting streak. Returned to start the last two games. **1987:** Started 12 games. Led all defensive linemen in tackles with 52 and had four sacks. Credited with 10 tackles in the AFC Wild Card Game at Houston. **1988:** Played in 16 games, starting the last 12. Missed the entire preseason in a contract dispute. Had 64 tackles and 3.5 sacks. Also started the divisional playoff game at Cincinnati. **1989:** Played and started 15 games, missing Cleveland with a knee injury. Played both right end in the 3-4 and right tackle in the 4-3. Blocked a PAT with 4:14 left to preserve a 17-16 win at San Diego. **1990:** Moved from right end to right tackle as the Seahawks switched from the 3-4 to the 4-3. Played 15 games, starting 14. Inactive against Kansas City with a hip injury. Second in sacks with 5.5 and had 47 tackles, including six for loss. **1991:** Played all 16 games, starting 14. Opened at right end against the New York Jets and then started the last 13 at left tackle. Did not start games one and three. Also played tackle in nickel situations. Credited with 48 tackles, five tackles for loss, and three sacks, according to unofficial press box statistics. Had eight tackles against San Diego and Kansas City and had two sacks at Pittsburgh.

HONORS: *1982, First-team All-Rookie (Pro Football Weekly). 1984, Second-team All-AFC (UPI). 1992, Steve Largent Award co-winner (with Joe Nash).*

COLLEGE: First-team All-Atlantic Coast Conference as a senior and second-team All-America as chosen by Football News. Helped lead Clemson to a 12-0 record and the national championship in 1981. Selected to play in the East-West Shrine Game and the Olympia Gold Bowl. Was named to the All-Strength Team as selected by the National Strength and Conditioning Association in

1981. Graded out over 100 percent by the coaches during the 1981 season and was a three-time ACC Player of the Week. Led Clemson in sacks with eight and in tackles for loss with 19. Finished third in total tackles with 87. Finished his career with 13 sacks, five fumble recoveries, four forced fumbles, 27 tackles for loss and 202 total tackles. Played in a Clemson record 47 straight games, along with teammate Jeff Davis. Four-year letterman. Named to Clemson's All-Time Team in 1984.

PERSONAL: Attended Gordon High in Decatur, Georgia, where he lettered in football and wrestling. Compiled an 18-0 wrestling record as a senior. Has worked with Children's Home Society and the Fred Hutchinson Cancer Research Center.

BRYANT'S NFL RECORD

Defense

Club	G/S	Tkl	So	Ast	T/L	Sacks	FF	FR
1982 Seattle	9/9	39	22	17	3.0	3.0	1	0
1983 Seattle	16/16	76	48	28	14.0	8.0	2	1
1984 Seattle	16/16	80	69	11	18.0	14.5	2	2
1985 Seattle	16/16	74	49	25	16.0	8.5	0	4
1986 Seattle	12/12	42	33	9	6.0	4.0	1	0
1987 Seattle	12/12	52	40	12	9.0	4.0	1	1
1988 Seattle	16/12	64	46	18	5.0	3.5	1	2
1989 Seattle	15/15	68	50	18	6.0	3.5	1	0
1990 Seattle	15/14	47	42	5	8.0	5.5	2	0
1991 Seattle	16/14	48	41	7	5.0	3.0	1	0
1992 Seattle	16/16	61	39	22	8.0	4.5	0	1

NFL TOTALS 159/152 651 479 172 98.0 62.0 12 11

Totals include special teams statistics. Tackles for loss includes sacks.

ADDITIONAL STATISTICS

Scoring, 1 safety in 1984.

Interceptions, 1 in 1984.

Blocked PATs, 1 in 1985; 1 in 1989.

Blocked FGs, 1 in 1985; 1 in 1988.

POSTSEASON NFL RECORD

Defense

Club	G/S	Tkl	So	Ast	T/L	Sacks	FF	FR
1983 Seattle	3/3	7	4	3	0.0	0.0	0	2
1984 Seattle	2/2	4	3	1	0.5	0.5	0	0
1987 Seattle	1/1	10	8	2	1.0	1.0	0	0
1988 Seattle	1/1	0	0	0	0.0	0.0	0	0

NFL TOTALS 7/7 21 15 6 1.5 1.5 0 2

Totals include special teams statistics. Tackles for loss includes sacks.

SINGLE GAME HIGHS

Defense

Tackles (Solos and Assists): 14, vs. Denver 12/20/85 (8+6)

Tackles For Loss (Includes sacks): 4.0, at L.A. Raiders 10/25/87

Sacks: 3.0, vs. Detroit 12/2/84

Interceptions: 1, vs. San Diego 9/9/84

Forced Fumbles: 1, 12 Times (Last: at Cincinnati 12/6/91)

Fumble Recoveries: *2, vs. San Diego 10/30/88

* Equals team record



88 DAVID DANIELS WR

Height: 6-1

Weight: 190

College: Penn State

NFL Experience: 3rd Year

How Acquired: Draft (3rd round 1991)

1992 Games Played/Started: 13/1

Career Games Played/Started: 29/1

Birthdate: September 16, 1969

Birthplace: Sarasota, FL

Residence: Tallahassee, FL

1992: Played 13 games as a reserve wide receiver and made his

first career start in the season opener against the Cincinnati Bengals for an injured Tommy Kane. Pulled a groin muscle in that game and missed the next three games. Established career highs with 5 receptions and 99 yards for the season. Was on the receiving end of the Seahawks longest offensive play of the season, a 57-yard reception from Stan Gelbaugh against the Los Angeles Raiders on October 18. Credited with three special teams tackles according to unofficial press box statistics.

CAREER: Chosen on the third round of the 1991 draft and has spent his two seasons as a reserve and on special teams. **1991:** Played 16 games and caught four passes for 38 yards, including two for 14 at Atlanta. Co-led in special teams tackles with 12 according to unofficial press box statistics. Recovered two fumbles on kickoff coverage, which set up 10 points.

COLLEGE: Three-year letterman. Finished his career fourth all-time with 69 receptions for 1,222 yards, a 17.7 average, and nine touchdowns. Led the team in receiving in each of his last two years. Set career-highs in 1990 with 31 receptions and 538 yards. Caught 22 for 363 yards in 1989. Had four touchdown receptions each year. Closed out his career with seven receptions for a school bowl record 154 yards and one score against Florida State in the 1990 Blockbuster Bowl. Also had 119 yards on nine receptions and one score against Pittsburgh and five for 92 yards against Southern California that year. Caught three passes for 126 yards, including a 75-yard touchdown versus Temple as a junior. Majored in Administration of Justice.


PERSONAL: *Sarasota Herald Tribune* State Player of the Year in 1987 at Sarasota High School in Sarasota, Florida. Caught 62 passes for 1,246 yards and 16 touchdowns and had 11 interceptions in his career. Also an All-South track performer.

DANIELS' NFL RECORD

Club	G/S	Receiving			Avg	LG	TD
		No	Yds				
1991 Seattle	16/0	4	38	9.5	19	0	
1992 Seattle	13/1	5	99	19.8	57	0	
NFL TOTALS	29/1	9	137	15.2	57	0	

ADDITIONAL STATISTICS

Special Teams Tackles: 12 in 1991; 3 in 1992; 15 in career.



50 ANTHONY DAVIS LB

Height: 6-0 **Weight:** 231
College: Utah
NFL Experience: 1st Year
How Acquired: Free Agent (1992)
1992 Games Played/Started: 0/0
Career Games Played/Started: 0/0
Birthdate: March 7, 1969
Birthplace: Pasco, WA
Residence: Salt Lake City, UT

1992: Signed as a free agent to the practice squad on December 9. Entered the NFL as the eleventh-round draft choice of the Houston Oilers. Was waived by Houston on August 24, and signed to their practice squad on September 2. He was released from the practice squad on October 6.

COLLEGE: Two-year letterman and starter after transferring from junior college. First-team All-Western Athletic Conference pick by *The Sporting News* as a senior. Credited with 106 tackles, 8 tackles for loss, and 5 sacks. Named team Most Valuable Player as a junior despite missing three games. Finished his two seasons with 193 tackles, 22 tackles for loss, and 9 sacks. Played two seasons at Spokane Falls Community College in Spokane,

Washington. Finished with 179 tackles, 23 sacks, and five interceptions. First-team All-Northwest Athletic Association of Community Colleges, NWAACC Defensive Player of the Year, and team Co-Most Valuable Player. Majored in Criminology.

PERSONAL: All-State in football at Pasco High School in Pasco, Washington. Also lettered in track.



33 DEDRICK DODGE S

Height: 6-2 **Weight:** 184
College: Florida State
NFL Experience: 3rd Year
How Acquired: Free Agent (1991)
1992 Games Played/Started: 14/0
Career Games Played/Started: 25/0
Birthdate: June 14, 1967
Birthplace: Neptune, NJ
Residence: Orlando, FL

1992: Played the first 14 games as a reserve safety and special teams performer. Missed the last two games on injured reserve after suffering a knee injury against the Philadelphia Eagles. Credited with 16 tackles, one sack, two tackles for loss, and four passes defensed, according to unofficial press box statistics. Had his first career interception at Pittsburgh and his first career sack against the Miami Dolphins. Also had nine special teams tackles, according to unofficial press box statistics, including seven solo tackles, and one-half a tackle for loss. **World League:** Was loaned to the London Monarchs of the World League for the 1992 season. Started all 10 games at free safety and was a first-team All-World League selection. Credited with 62 tackles and three interceptions.

CAREER: Originally signed with Seattle as a free agent on May 1, 1990, and was waived on August 29 after playing in four preseason games. **1991:** Played the last 11 games with the Seahawks as a reserve free safety and special teams performer. Re-signed with Seattle as a free agent on August 13 and was waived on August 26. Was added to the practice squad on August 28 and activated on October 5. Credited with seven special teams tackles, including a team-high four inside the 20 on kickoff coverage. Started all 12 games in 1991 with the World League champion London Monarchs. Second-team All-World League pick after intercepting a team-high six passes. Returned two for touchdowns. Fifth-round draft choice by London.

COLLEGE: Four-year letterman and two-year starter. Finished his career with 171 tackles and 10 interceptions. Had a career-high 85 tackles as a senior, along with one interception. He and teammate Deion Sanders co-led the team in interceptions as juniors with five. Scored on an interception return against Louisiana State. Redshirted in 1985. Criminology Major.

PERSONAL: Lettered in football as a wide receiver at both East Brunswick High in East Brunswick, New Jersey, and Mulberry High in Mulberry, Florida.

DODGE'S NFL RECORD

Defense

Club	G/S	Tkl	So	Ast	T/L	Sacks	FF	FR
1991 Seattle	11/0	7	6	1	0.0	0.0	0	0
1992 Seattle	14/0	16	14	2	2.0	1.0	0	0
NFL TOTALS	25/0	23	20	3	2.0	1.0	0	0

Totals include special teams statistics. Tackles for loss includes sacks.

ADDITIONAL STATISTICS

Interceptions: 1 in 1992 for 13 yards, no TD.

Special Teams Tackles: 7 in 1991, 9 in 1992 (7 solo, 2 assists), 16 in career.



53 RAY DONALDSON

C**Height:** 6-3**Weight:** 300**College:** Georgia**NFL Experience:** 14th Year**How Acquired:** Free Agent (1993)**1992 Games Played/Started:** 16/16**Career Games Played/Started:** 184/168**Birthdate:** May 18, 1958**Birthplace:** Rome, GA**Residence:** Indianapolis, IN

1993: Signed as a free agent on April 20, after being waived by the Indianapolis Colts on March 2.

CAREER: Second-round draft choice of the Colts in 1980. Played 184 games, starting 168, in his career. Ranks first in Colts history in games played by an offensive lineman and third overall, trailing quarterback Johnny Unitas (221) and punter David Lee (188). His 13 seasons played is tied with four others for second behind Unitas' 17. Played in 168 consecutive games, starting 152, before suffering a broken leg in the third game of 1991. The games played streak would have been a record, eclipsing the 155 by Jerry Logan from 1963-72, except for the games missed due to the 1987 players strike. Started all 16 games in a season nine times in his last 12 years. Can also deep snap on both punts and placements.

1980: Played 16 games as a reserve center and offensive guard. Credited with seven tackles while on special teams to rank second on the team. **1981:** Started 16 games at center. **1982:** Started all nine games at center. **1983:** Started 16 games and was named an alternate to the Pro Bowl. Colts led AFC in rushing. **1984:** Started 16 games. **1985:** Started 16 games at center and served as team captain. Colts led AFC in rushing for second time in three seasons. **1986:** Played in 16 games, not missing an offensive play all season. Selected to the Pro Bowl as a reserve. **1987:** Started all 12 games played by the regulars and the Colts playoff game against the Cleveland Browns. Did not miss an offensive play for the second consecutive season. Named a Pro Bowl starter. **1988:** Started 16 games and was named to his third straight Pro Bowl and second straight as a starter. Missed two possessions against Buffalo, his first missed plays in three seasons. **1989:** Started 16 games and was voted a Pro Bowl starter for the third straight season, and fourth time overall. **1990:** Started 16 games. **1991:** Started the first three games before suffering a broken leg against the Raiders on September 15. Missed the last 13 games on injured reserve. **1992:** Returned healthy and started all 16 games at center for the eighth time in his career.

HONORS: **1985,** *Team Captain.* **1986,** *AFC Pro Bowl Squad.* **1987,** *AFC Pro Bowl starter.* **1988,** *AFC Pro Bowl starter; First-team All-NFL (College and Pro Football Newsweekly); First-team All-AFC (Football News);* **1989,** *AFC Pro Bowl starter.*

COLLEGE: First-team All-America choice by Associated Press, The Sporting News, and Newspaper Enterprise Association. Switched to center as a sophomore after entering school as a linebacker. Played in the East-West Shrine Game and Senior Bowl after his senior season. Majored in Education.

PERSONAL: Attended Rome High School in Rome, Georgia. Ray and his wife, Eileen, have two children, a daughter Ashley (5/30/85) and a son, Nicholas (5/3/88).

Career Games Played/Started: 1980 - 16/0; 1981 - 16/16; 1982 - 12/12; 1983 - 16/16; 1984 - 16/16; 1985 - 16/16; 1986 - 16/16; 1987 - 12/12; 1988 - 16/16; 1989 - 16/16; 1990 - 16/16; 1991 - 3/3; 1992 - 16/16; **Career - 184/168.**



82 FERRELL EDMUNDS TE

Height: 6-6 **Weight:** 254
College: Maryland
NFL Experience: 6th Year
How Acquired: UFA (Miami 1993)
1992 Games Played/Started: 10/6
Career Games Played/Started: 66/57
Birthdate: April 16, 1965
Birthplace: South Boston, VA
Residence: Danville, VA

1993: Signed as an unrestricted free agent on March 12.

CAREER: Drafted on the third round by the Dolphins in 1988. Played 66 games, starting 57, over the next five seasons, catching 117 passes for 1,612 yards, with 10 touchdowns. Ranks second all-time in yards, third in receptions, and fifth in touchdowns among Dolphins tight ends. Two-time Pro Bowl selection (1988 and 1989), the only tight end in Miami history so honored. **1988:** Caught 33 passes for 575 yards as a rookie while starting 14-of-16 games. Averaged 17.4 yards per reception, second-best on the team. Caught at least one pass in 15-of-16 games and had 11 receptions for 271 yards in his last four games. Set a Miami record for most receptions by a rookie tight end. Finished two yards short of the yardage mark for a Miami tight end and was the third-highest total for any rookie in team history. Had an 80-yard scoring reception from Dan Marino against the New York Jets on November 27, the longest scoring play by a Miami tight end and the fourth-longest completion in history. His 117 yards set a personal one-game mark and was the most by a tight end in team history and the fourth-most by a rookie receiver. **1989:** Started 16 games and earned his first AFC Pro Bowl berth. Caught 32 passes for 382 yards and three scores and had at least one reception in 15 games. Twice had a single-game high of five receptions, versus Buffalo and the New York Jets. Two of his catches against the Jets were for scores. **1990:** Started 16 regular season and two postseason games and was voted to his second straight Pro Bowl. Caught 31 passes for 446 yards, including five for 76 yards and a score against Seattle on December 6. Caught five passes for 70 yards in two postseason games. **1991:** Played eight games, starting six. Missed all training camp and the preseason in a contract dispute. Signed on August 29 and was granted a two-week roster exemption. Inactive for the league opener and started on weeks two and three. Missed the next seven games on injured reserve with a thigh bruise. Played as a reserve his first two games back before starting the last four games. Caught a two-yard touchdown pass with 1:57 left to tie the Chicago game at 13-13, a game Miami won 16-13 in overtime. Had a one-yard scoring reception on fourth down with 44 seconds left against the Jets, giving Miami a 20-17 lead in a game they eventually lost 23-20 in overtime. **1992:** Played 10 games, starting five. Caught 10 passes for 91 yards, with one touchdown. Had four receptions for 32 yards against the Los Angeles Rams. Played in both postseason games, but did not catch any passes.

HONORS: *1989, AFC Pro Bowl squad; 1990, AFC Pro Bowl squad*

COLLEGE: Four-year starter. Finished his career as the school's second all-time leading receiver with 101 and was third in receiving yards with 1,641. Was a first-team All-Atlantic Coast Conference choice as a senior after catching a career-high 35 passes for 603 yards and two scores. Had 28 receptions for 490 yards as a junior, including 100 on six against Penn State. Caught 21 as a sophomore and 17 as a freshman. Took over as the starter in the fourth game of his freshman season. Played in the Cherry Bowl

and Sun Bowl. Also played in the East-West Shrine Game and Senior Bowls after his senior season. One of his quarterbacks was Stan Gelbaugh, now a Seahawks teammate, while another was Frank Reich, now with the Buffalo Bills. General Studies major.

PERSONAL: Football, basketball, track, and baseball letterman at George Washington High School in Danville, Virginia.

EDMUNDS' NFL RECORD

		Receiving					
Club	G/S	No	Yds	Avg	LG	TD	
1988 Miami	16/14	33	575	17.4	80	3	
1989 Miami	16/16	32	382	11.9	30	3	
1990 Miami	16/16	31	446	14.4	35	1	
1991 Miami	8/6	11	118	10.7	22	2	
1992 Miami	10/5	10	91	9.1	15	1	
NFL TOTALS	66/57	117	1,612	13.8	80	10	

POSTSEASON RECORD

		Receiving					
Club	G/S	No	Yds	Avg	LG	TD	
1990 Miami	2/2	5	70	14.0	37	0	
1992 Miami	2/0	0	0	0.0	0	0	
NFL TOTALS	4/2	5	70	14.0	37	0	

ADDITIONAL STATISTICS

Rushing: 1 for -4 yards in 1988; 1 for -7 yards in 1989; 2 for -11 yards in career.

Kickoff Returns, 1 for 20 yards in 1988.

Special Teams Tackles, 4 in 1988; 2 in 1989; 1 in 1990; 2 in 1991; 9 in career.

SINGLE GAME HIGHS

Receiving

Most Receptions: 5, 4 Times (Last: vs. Seattle 12/16/90)

Most Yards: 117, at N.Y. Jets 11/27/88

Longest Reception: 80, at N.Y. Jets 11/27/88 (TD)

Most Touchdowns: 2, vs. N.Y. Jets 9/24/89

Longest Touchdown: 80, at N.Y. Jets 11/27/88



54 GRANT FEASEL

C

Height: 6-7

Weight: 294

College: Abilene Christian

NFL Experience: 11th Year

How Acquired: Free Agent (1987)

1992 Games Played/Started: 16/0

Career Games Played/Started: 111/54

Birthdate: June 28, 1960

Birthplace: Barstow, CA

Residence: Rockwall, TX

1992: Played 16 games as the deep snapper on field goals and point after touchdowns and as a reserve center. Saw action at center in relief of Joe Tofflemire at New England, at San Diego, against the Los Angeles Raiders, and Kansas City Chiefs. Played in his 100th regular season NFL game at San Diego on October 4.

CAREER: Originally drafted on the sixth-round by the Baltimore Colts in 1983. Was the Seahawks starting center from 1989 to 1991, opening 47 straight games. Has missed only one of 92 games with the Seahawks due to injury. Can snap on both punts and placekicks. **1983:** Played 11 games with the Colts. **1984:** Played one game before being waived on October 10. Signed with the Minnesota Vikings as a free agent on October 21 and played eight games, starting three. **1985:** Missed the entire season on injured reserve with a preseason knee injury. **1986:** Missed the first 11 games on injured reserve with a knee injury. Activated for one game, November 23, at Cincinnati and was waived on

November 28. **1987:** Signed with the Seahawks as a free agent on February 20. Played in 12 games, starting two, at center. Opened the last two regular season games and the AFC Wild Card Game at Houston for Blair Bush. **1988:** Played in 16 games, starting two. **1989:** Started all 16 games at center. Did not miss an offensive play all season. **1990:** Started all 16 games. **1991:** Started the first 15 games at center. Missed the Los Angeles Rams game on injured reserve with a knee injury suffered at Atlanta. His miss snapped a consecutive streak of 75 games played and 47 started.

COLLEGE: Four-year letterman and three-year starter. Associated Press First-Team Division II All-America choice as a senior. First-team All-Lone Star Conference and was voted the conference's lineman of the year. Three-time academic all-conference choice and second-team Academic All-America as a senior. Majored in Pre-Med and has been admitted to Baylor University's College of Medicine.


PERSONAL: Attended Barstow High in Barstow, California, lettering in football, wrestling, and baseball. Grant and his wife, Cyndy (1/8/83), have a son, Sean (9/25/85), and a daughter, Sarah (5/20/89).

ADDITIONAL STATISTICS

Pass Receiving, 1 for 5 yards in 1989.

Career Games Played/Started: 1983 (Baltimore) - 11/0; 1984 (Indianapolis 1/0 and Minnesota 8/3) - 9/3; 1985 (Minnesota) - IR; 1986 (Minnesota) - 0/0; 1987 (Seattle) - 12/2; 1988 (Seattle) - 16/2; 1989 (Seattle) - 16/16; 1990 (Seattle) - 16/16; 1991 (Seattle) - 15/15; 1992 (Seattle) - 16/0; **Seattle Career (91/51); Career - 111/54.**

Playoff Games Played/Started: 1987 (Seattle) - 1/1; 1988 (Seattle) - 1/0; **Career - 2/1.**



31 MALCOLM FRANK CB

Height: 5-8 **Weight:** 182
College: Baylor
NFL Experience: 2nd Year
How Acquired: Free Agent (1992)
1992 Games Played/Started: 15/0
Career Games Played/Started: 15/0
Birthdate: December 5, 1968
Birthplace: Marmou, LA
Residence: Beaumont, TX

1992: Played 15 games as a reserve safety and special teams performer after signing as a free agent on July 9. Saw action in the first 11 games before being waived and then placed on the practice squad when James Jefferson was activated from injured reserve prior to the Denver game on November 30. Was re-activated for the Pittsburgh Steelers contest on December 6. Had four tackles on defense and four on special teams, according to unofficial press box statistics, and forced a fumble on kickoff coverage at the Giants. **World League:** Started all 10 regular season and two postseason games at left cornerback with the Orlando Thunder in 1992. Finished second on the team with three interceptions, was fifth with 43 tackles, and led with 12 passes defended. Also forced one fumble and recovered one. Orlando finished the World League season with a league-best 8-2 record and advanced to the World Bowl, where they lost to the Sacramento Surge, 21-17.

CAREER: Originally signed with the Seahawks as a free agent on May 3, 1991, and was waived on August 26, the cutdown to 47 players. Played in all four preseason games.

COLLEGE: Lettered four seasons and started the last three at right cornerback. *Waco Tribune* All-Southwest Conference choice in 1989. Finished his career with 131 tackles, five interceptions and

five tackles for loss. Had 58 tackles and three interceptions as a junior. Majored in Education.

PERSONAL: Football and baseball letterman at Central High School in Beaumont, Texas.

FRANK'S NFL RECORD

Club	G/S	Defense					Sacks	FF	FR
		Tkl	So	Ast	T/L				
1992 Seattle	15/0	8	8	0	0.0	0.0	1	0	

Totals include special teams statistics. Tackles for loss includes sacks.



59 MITCH FREROTTE **G**

Height: 6-3 **Weight:** 284
College: Penn State
NFL Experience: 6th Year
How Acquired: UFA (Buffalo 1993)
1992 Games Played/Started: 14/3
Career Games Played/Started: 58/3
Birthdate: March 30, 1965
Birthplace: Kittanning, PA
Residence: Kittanning, PA

1993: Signed as an unrestricted free agent on April 22.

CAREER: Signed with the Buffalo Bills as an undrafted free agent on August 6, 1987. Was used as a reserve at all five interior line positions and as a short-yardage and goal line tight end. Played 58 games, starting three with Buffalo. **1987:** Played 14 games as a reserve. Was the only rookie free agent to earn a place on the Buffalo roster. **1988:** Was waived on August 29 and did not play in the NFL. **1989:** Signed as a free agent on December 23, 1988, and was placed on injured reserve with a back injury on August 29. **1990:** Played 16 games as a reserve guard. Also played in all three postseason contests as a reserve. **1991:** Played 16 regular season and three postseason games as a reserve. **1992:** Played 14 games, starting three, weeks eight and nine. Made his first career start, and the first of three straight, at Pittsburgh at right guard. Also played center. Was used in short-yardage and goal line situations and caught two passes for two touchdowns, against the Los Angeles Rams and Pittsburgh Steelers. Caught a third scoring pass against Pittsburgh in the postseason.

COLLEGE: Two-year starter at guard. Played defensive end as freshman before moving to guard as a sophomore. Redshirted in 1986 after breaking a foot. Came back the next spring as a defensive tackle and ultimately withdrew from school to go to the NFL. Majored in Administration of Justice.

PERSONAL: Football and basketball letterman at Kittanning High School in Kittanning, Pennsylvania. Mitch plans to pursue a professional wrestling career after his playing career is over. Mitch and his wife, Toni, live in Kittanning. Last name is pronounced fur-ROT.

ADDITIONAL STATISTICS


Receiving: 2 for 4 yards, 2 long, 2 touchdowns in 1992.

Career Games Played/Started: 1987 (Buffalo) - 12/0; 1989 (Buffalo) - IR; 1990 (Buffalo) - 16/0; 1991 (Buffalo) - 16/0; 1992 (Buffalo) - 14/3; **Career - 58/3.**

Playoff Games Played/Started: 1990 - 3/0; 1991 - 3/0; 1992 - 4/0; **Career - 10/0.**

ALL-PURPOSE RECORD

Chris Warren set a new team record in 1992 with 1,927 all-purpose yards, eclipsing Curt Warner's 1986 mark of 1,822 yards. Warren gained 1,017 yards rushing, 134 receiving, 252 on punt returns, and 524 on kickoff returns.



18 STAN GELBAUGH QB

Height: 6-3 **Weight:** 207
College: Maryland
NFL Experience: 7th Year
How Acquired: Plan B (Phoenix 1992)
1992 Games Played/Started: 10/8
Career Games Played/Started: 17/11
Birthdate: December 4, 1962
Birthplace: Carlisle, PA
Residence: Poolesville, MD

1992: Started the season as the third-string quarterback and ended it as the starter after signing as a Plan B Free Agent on February 13. Was inactive for the first five games before moving to the backup role after a shoulder injury to Kelly Stouffer at San Diego on October 4. Saw his first action at Dallas on October 11, when starter Dan McGwire suffered a season-ending hip injury. Started the next four games before injuring a knee against the Raiders in Los Angeles. Threw for a career-high 238 yards, completing 17-of-41 passes, before his injury. Missed one game before playing the fourth quarter and overtime as a reserve against the Denver Broncos on November 30. Guided Seattle to 10 fourth quarter points, including throwing a game-tying three-yard touchdown pass to Brian Blades on the contest's final play. On the drive, Gelbaugh was 4-of-6 for 41 yards, with his two incompletions used to stop the clock. In overtime, he led a 24-yard, six-play drive to the winning field goal. In just over 19:00 of work, he completed 12-of-21 passes for 164 yards and one score. Won back the starting job for the next game at Pittsburgh against the Steelers and started the last four games. Finished the season having completed 121-of-255 passes (47.5%) for 1,307 yards, with six touchdowns and 11 interceptions. Had two scoring passes against the Steelers. **World League:** Played the 1992 season on loan with the London Monarchs after signing with the Seahawks. Played 10 games, starting 9. Completed 147-of-279 passes for 1,966 yards with 11 touchdowns and 12 interceptions. Ranked seventh in the league with a 70.6 quarterback rating. Set a league record with a 98-yard completion to Sean Foster against Frankfurt.

CAREER: Veteran quarterback who has played in the NFL, World League, and Canadian Football League. **1986:** Drafted on the sixth round by the Dallas Cowboys and waived on August 18. Signed with the CFL's Saskatchewan Roughriders on August 27 as a free agent punter and averaged 40.2 yards on 45 punts in five games before being waived on October 7. Signed with the Buffalo Bills on November 16. Active for five games, but did not play. **1987:** Missed the entire season on injured reserve with an elbow injury. **1988:** Active for three games with the Bills but did not play. **1989:** Played in one game with Buffalo. Was waived three times and re-signed twice during the season. **1990:** Signed as a free agent by the Cincinnati Bengals on March 6, but was waived prior to the start of the season. **1991:** Played 10 games, starting nine, with the London Monarchs of the World League. Led London to the World Bowl title and earned league Most Valuable Player honors, while playing under current Seahawks offensive coordinator and quarterbacks coach Larry Kennan. Had five 300-yard passing games and finished the season as the league's top-rated passer with a 92.8 rating. Signed with the Hamilton Tiger-Cats of the CFL on July 29 and was waived in August. Signed with the Kansas City Chiefs on August 12 and was waived on the 19th. Signed with the Phoenix Cardinals as a free agent on September 18. Played six games, starting three. Made his first NFL start versus San Francisco on November 17, and also started against the Philadelphia Eagles (Nov. 24) and the Washington Redskins (December 8).

COLLEGE: Spent his first three seasons as a reserve behind current NFL quarterbacks Boomer Esiason (Cincinnati Bengals) and Frank Reich (Buffalo Bills). Started as a senior and set a school record with 48 attempts against Penn State in his first game. Finished his career completing 251-of-454 attempts (55.3 percent) for 3,659 yards, with 20 touchdowns and 18 interceptions. Graduated with a degree in Marketing.

PERSONAL: Lettered in football, basketball, and track at Cumberland Valley High School in Mechanicsburg, Pennsylvania. Stan and his wife, Carole (3/12/88), have a son, Paul (12/12/91).

GELBAUGH'S NFL RECORD

Year	Club	G/S	Passing							
			Att	Comp	Yds	Pct	TD	Int	LG	T/Y
1986	Buffalo	0/0	0	0	0	0.0	0	0	0	0/0
1987			Injured Reserve (elbow)							
1988	Buffalo	0/0	0	0	0	0.0	0	0	0	0/0
1989	Buffalo	1/0	0	0	0	0.0	0	0	0	0/0
1990			Did Not Play							
1991	Phoenix	6/3	118	61	674	42.9	3	10	34	10/94
1992	Seattle	10/8	255	121	1307	47.5	6	11	57	34/265
NFL TOTALS		17/11	373	182	1981	48.8	9	21	57	44/359

ADDITIONAL STATISTICS

Rushing: 1 attempt for -3 yards in 1989; 9 attempts for 23 yards, 13 long in 1991; 16 attempts for 79 yards, 4.9 average, 22 long, 0 TDs in 1992; **26 attempts for 99 yards, 3.8 average, 22 long, 0 TDs, career.**

World League Totals: GP/GS, 20/18. Passing, 582 atts., 336 comp., 57.7%, 4,622 yds., 28 TDs, 24 ints., 82.1 rating.

SINGLE GAME HIGHS

Passing

Most Attempts: 41, vs. L.A. Raiders 10/18/92

Most Completions: 22, vs. N.Y. Giants 10/25/92

Most Yards: 238, vs. L.A. Raiders 10/18/92

Highest Percentage: 68.8, vs. N.Y. Giants 10/25/92 (32-22)

Longest Completion: 57, to David Daniels, vs. L.A. Raiders 10/18/92

Most Touchdowns: 2, at Pittsburgh 12/6/92

Longest Touchdown: 34, to Ricky Proehl, vs. N.Y. Giants 11/10/91

Most Interceptions: 4, vs. Philadelphia 11/24/91



68 TOM GIBSON

DT

Height: 6-8

Weight: 279

College: Northern Arizona

NFL Experience: 5th Year

How Acquired: Free Agent (1992)

1992 Games Played/Started: 0/0

Career Games Played/Started: 33/5

Birthdate: December 20, 1963

Birthplace: San Fernando, CA

Residence: Phoenix, AZ

1993: Signed as a free agent on May 5.

CAREER: Veteran defensive lineman who has played with the New England Patriots, Cleveland Browns, and Los Angeles Rams. Originally the fifth-round 1987 draft choice of the Patriots. **1987:** Missed the entire season on injured reserve with a groin injury. **1988:** Missed the entire season on injured reserve with a groin injury. **1989:** Signed with Cleveland on Plan B on March 17. Played in 16 regular season and two postseason games, playing at defensive end. Finished the season with 32 tackles and two sacks. Made his first career start at Pittsburgh and had a sack. Credited with four tackles in the playoffs. **1990:** Missed the first four games on injured reserve with a hernia. Returned to play in the last 12, and started the final three at left tackle. Had 42 tackles

and one sack. **1991:** Waived by the Browns on August 31 and signed by the Los Angeles Rams as a free agent on November 14 for the final six games. Played in five and started one, at defensive end. **1992:** Went to camp with the Pittsburgh Steelers after signing as a Plan B free agent on April 1. Was waived by the Steelers on the final cutdown on September 1.

COLLEGE: Four-year starter. Two-time first-team All-Big Sky Conference. Finished his career with 292 total tackles, 39 tackles for loss, and 22 sacks. Posted a single-season high 92 tackles as a freshman and had a career-best 12 tackles for loss and nine sacks as a senior. Played next to his brother, Shawn, on the defensive line. Graduated with a degree in Criminal Justice.


PERSONAL: Played tight end for three seasons before moving to the defensive line as a senior at Saugus High School in Saugus, California. Tom and his wife, Debbie (4/15/89) have a son, Shay (2/14/91).

GIBSON'S NFL RECORD

		Defense							
Club	G/S	Tkl	So	Ast	T/L	Sacks	FF	FR	
1987	New England	Injured Reserve (Groin)							
1988	New England	Injured Reserve (Groin)							
1989	Cleveland	16/1	32	22	10	n/a	2.0	0	0
1990	Cleveland	12/3	42	32	10	n/a	1.0	0	0
1991	L.A. Rams	5/1	3	3	0	n/a	0.0	0	0
1992		Did Not Play							
NFL TOTALS		33/5	77	57	20	n/a	3.0	0	0

ADDITIONAL STATISTICS

Playoff Games Played/Started: 1989 (Cleveland) - 2/0.



7 JEFF GRAHAM QB

Height: 6-5 Weight: 220
 College: Long Beach State
 NFL Experience: 3rd Year
 How Acquired: Free Agent (1992)
 1992 Games Played/Started: 0/0
 Career Games Played/Started: 0/0
 Birthdate: February 5, 1966
 Birthplace: Downey, CA
 Residence: Costa Mesa, CA

1992: Active for the final two games of the regular season as the 46th player, but did not see action. Signed from the practice squad of the Atlanta Falcons to the active roster as a free agent on December 16, replacing the retired Rusty Hilger. Had signed with the Falcons on November 18, after spending from October 14 to November 4 on the Seahawks practice squad. Went to camp with the San Diego Chargers and was waived on August 25. Signed by the Indianapolis Colts to their practice squad on September 15 and was waived on September 22.

CAREER: Originally drafted on the fourth round of the 1989 draft by the Green Bay Packers. His rights were traded by Green Bay to the Washington Redskins for the Redskins fifth and eighth-round 1989 draft choices on the day he was drafted, April 23. **1989:** Waived by the Redskins on August 30. Spent the entire season on the Cleveland Browns developmental squad after signing as a free agent on September 29. **1990:** Spent the first nine games on injured reserve before being waived on November 12. **1991:** Signed to the San Diego Chargers practice squad on August 28. Was activated for the final four games on November 30, but did not play. **World League:** Played 10 games, starting 9 with the New

York/New Jersey Knights. Threw for 2,407 yards, completing 157-of-272 attempts (57.7%), with eight touchdowns and eight interceptions. Added 140 yards rushing on 24 carries. Led the Knights into the playoffs where they lost to the eventual league champion London Monarchs, who were coached by current Seahawks offensive coordinator and quarterbacks coach Larry Kennan and quarterbacked by Stan Gelbaugh. Completed 19-of-35 passes for a World League postseason record 399 yards with two touchdowns in the 42-26 loss.

COLLEGE: Four-year letterman and three-year starter. Finished his career with school records for yards (8,080), touchdowns (42), completions (664), and attempts (1,175). Completed 56.5 percent of his attempts and was intercepted 42 times. Second-team All-Big West as a senior. Completed 226-of-398 passes for 2,720 yards, with 13 touchdowns and 18 interceptions, while starting 12 games. Had three games over 300 yards; 396 against Nevada-Las Vegas, 422 versus Utah State, and a school record 518 versus Hawaii. Finished his career with six games of at least 300 yards. Passed for 2,921 yards and 20 touchdowns as a sophomore and 2,427 and nine as a junior. Redshirted in 1984 and played as a reserve in 1985. Graduated with a degree in Criminal Justice.

PERSONAL: Lettered in football, basketball and baseball at Estancia High School in Costa Mesa, California. Jeff and his wife, Katie (2/8/92) have a son Kevin Scott (12/23/93).

Career Games Played/Started: 1990 (San Diego) IR; 1991 (San Diego) 0/0; 1992 (Seattle) - 0/0.



87 PAUL GREEN

TE

Height: 6-3 **Weight:** 230
College: Southern California
NFL Experience: 2nd Year
How Acquired: Free Agent (1992)
1992 Games Played/Started: 4/4
Career Games Played/Started: 4/4
Birthdate: October 8, 1966
Birthplace: Coalinga, CA
Residence: Kirkland, WA

1992: Started the first four games at tight end after signing as a free agent on June 10. Suffered a broken shoulder in practice on September 30, and missed the last 12 games on injured reserve. Had a single-game high of five receptions for 41 yards, including a three-yard touchdown, at Kansas City on September 13. Finished the season with nine receptions for 67 yards and one score. **World League:** Played and started 10 games with the league champion Sacramento Surge. Caught 31 passes for 380 yards and two touchdowns during the regular season and added four receptions for 30 yards and one score while starting two playoff games. Caught a 12-yard scoring pass in the Surge's 21-17 win over the Orlando Thunder in World Bowl II. Had a regular season high seven receptions for 119 yards at Montreal.

CAREER: Originally a 1989 eight-round draft choice of the Denver Broncos. **1989:** Waived by Denver on September 4 and signed to the developmental squad. Spent the entire season on developmental squad and was activated on January 26, 1990, for Super Bowl XXIV. **1990:** Waived prior to the start of the season and eventually was re-signed with two games remaining. Was inactive for both contests. **1991:** Waived during training camp on July 20, and did not play.


COLLEGE: Four-year letterman and two-year starter. First-team All-Pac-10 choice as a junior. Finished his career with 63 receptions for 685 yards and one touchdown. Also averaged 36.3

yards on eight punts. Majored in Communications.

PERSONAL: Football, basketball, and baseball letterman at Clovis High School in Clovis, California.

GREEN'S NFL RECORD

Club	G/S	Receiving			Avg	LG	TD
		No	Yds				
1989 Denver		Developmental Squad					
1990 Denver	0/0	0	0		0.0	0	0
1991		Did Not Play					
1992 Seattle	4/4	9	67		7.4	15	1
NFL TOTALS	4/4	9	67		7.4	15	1



35 JOHN HAGY

S

Height: 6-0 **Weight:** 191
College: Texas
NFL Experience: 4th Year
How Acquired: Free Agent (1993)
1992 Games Played/Started: 0/0
Career Games Played/Started: 28/11
Birthdate: December 9, 1965
Birthplace: Okinawa, Japan
Residence: San Antonio, TX

1993: Signed as a free agent on March 10. Did not play in the NFL in 1992 after being released by the Kansas City Chiefs on September 1.

CAREER: The first of two eighth-round draft choices by the Buffalo Bills in 1988. Played three seasons with the Bills, playing 28 games with 11 starts. **1988:** Played three games as a reserve. Missed the last 13 games on injured reserve after suffering a knee injury against Pittsburgh. **1989:** Missed the first seven games on the physically unable to perform list while rehabilitating his knee injury. Returned to play in the last nine games and the Bills playoff game at Cleveland as a reserve. Credited with nine tackles on defense and another nine on special teams. **1990:** Played 16 games and started the last 11 at free safety for an injured Mark Kelso. Played in Buffalo's three postseason games as a reserve. Credited with 21 tackles and 13 passes defended and had two interceptions. **1991:** Signed with the Houston Oilers as a Plan B free agent on March 29, 1991, and was waived on August 26.

COLLEGE: Four-year letterman and three-year starter. Finished his career with 230 tackles, eight interceptions, and four tackles for loss. First-team All-Southwest Conference as a senior after recording 117 tackles and four interceptions. Returned two of the interceptions for scores and also returned a punt for a touchdown. Entered school as a cornerback, and played there as a freshman. Was moved to strong safety as a sophomore, to outside linebacker as a junior, and finally to free safety as a senior. Majored in Sociology.

PERSONAL: Attended John Marshall High School in San Antonio, Texas, lettering in football, baseball, and track. John and his wife, Libby, live in San Antonio.

HAGY'S NFL RECORD

Defense


Club	G/S	Tkl	So	Ast	T/L	Sacks	FF	FR
1988 Buffalo	3/0	0	0	0	n/a	0.0	0	0
1989 Buffalo	9/0	18	11	7	n/a	0.0	0	0
1990 Buffalo	16/11	25	20	5	n/a	0.0	0	0
1991		Did Not Play						
1992		Did Not Play						
NFL TOTALS	28/11	43	31	12	n/a	0.0	0	0

Totals include special teams statistics. Tackles for loss includes sacks.

ADDITIONAL STATISTICS

Interceptions: 2 for 23 yards, 11.5 yards average, 23 long, 0 touchdowns, in 1990.

Playoff Games Played/Started: 1989 (Buffalo) 1/0; 1990 (Buffalo) -3/0; Career - 4/0.



23 STACEY HAIRSTON CB

Height: 5-9

Weight: 180

College: Ohio Northern

NFL Experience: 1st Year

How Acquired: Free Agent (CFL - 1993)

1992 Games Played/Started: 0/0

Career Games Played/Started: 0/0

Birthdate: August 16, 1967

Birthplace: Columbus, Ohio


Residence: Columbus, Ohio

1993: Signed as a free agent on April 8. Played the 1992 Canadian Football League season with the Saskatchewan Roughriders. Played and started 13 games and had five interceptions and one fumble recovery. Returned one of his interceptions 40 yards for a touchdowns against the Toronto Argonauts. Had two thefts against the British Columbia Lions on August 29, and at the Winnipeg Blue Bombers on September 13. Also returned three punts for a 6.3 yard average, and one kickoff for 11 yards.

CAREER: Originally signed with the Dallas Cowboys as a free agent on May 4, 1989, and was waived on August 23. He signed with Saskatchewan as a free agent on July 11, 1990. Played 48 games over three seasons and had eight interceptions. **1990:** Played 18 games and was credited with 50 tackles, one interception, and one quarterback sack. Caught one pass for 30 yards. Played in one playoff game and had two tackles. Only rookie to make the starting lineup. **1991:** Started all 18 games at cornerback. Finished with 63 tackles, three interceptions, and one fumble recovery

COLLEGE: Four-year letterman who played both wide receiver and cornerback. First-team All-Ohio Athletic Conference pick as a wide receiver as a junior. Set a school record with 577 receiving yards on 30 receptions, with eight touchdowns. Played both spots the final two games of his senior seasons. Finished 1988 with 28 receptions for 515 yards and five touchdowns, and 10 tackles and an interception on defense. Played cornerback exclusively as a sophomore. Set two school indoor track records and spent one season on the diving team. Graduated with a degree in Industrial Technology.

PERSONAL: Lettered in football, wrestling, and track at South High School in Columbus, Ohio.



29 DWAYNE HARPER CB

Height: 5-11

Weight: 174

College: South Carolina State

NFL Experience: 6th Year

How Acquired: Draft (11th round (b) '88)

1992 Games Played/Started: 16/16


Career Games Played/Started: 80/62

Birthdate: March 29, 1966

Birthplace: Orangeburg, SC

Residence: Columbia, SC

1992: Started 16 games at left cornerback. Intercepted three passes, including one with a 44-yard return against Miami.



Returned a fumble 52 yards for his first career score against the Philadelphia Eagles on December 13. Had an interception and a forced fumble at Denver on December 20. Finished the season with 65 total tackles, nine passes defensed, a forced fumble and a fumble recovery, according to unofficial press box statistics.

CAREER: Second of two choices on the eleventh round of the 1988 draft. Has been the starter at left cornerback since the 1989 season and has not missed a game due to injury in his career, carrying a streak of 80 games played and 48 starts into 1993. Totals 12 interceptions, seventh all-time, and 288 tackles. **1988:** Played 16 games and started at San Diego. Credited with 34 tackles and had a sack at New England. **1989:** Played 16 games, starting 13. Totaled 45 defensive tackles and four on special teams. Had the first two interceptions of his career. **1990:** Started 16 games and co-led in interceptions with three. Also had a career-best 71 tackles, according to unofficial press box statistics. **1991:** Started 16 games at left cornerback and earned first-team All-NFL honors from *Sports Illustrated*. Second-leading interceptor with a career-high four, including two against the New York Jets. Posted 69 tackles, according to unofficial press box statistics. Had 10 tackles, along with a forced fumble at Cincinnati.

HONORS: **1991**, First-team All-NFL (*Sports Illustrated*).

COLLEGE: First-team All-Mid-Eastern Conference selection for four consecutive seasons. Finished his career with 11 interceptions, including eight as a senior. His single season total equaled the MEAC record, held by four players, including former Pittsburgh Steelers safety Donnie Shell. Had 216 career tackles. Graduated with a degree in Marketing.

PERSONAL: Attended Orangeburg-Wilkinson High in Orangeburg, South Carolina, lettering in football, basketball, and track.

HARPER'S NFL RECORD

Interceptions

Club	G/S	No	Yds	Avg	LG	TD
1988 Seattle	16/1	0	0	0.0	0	0
1989 Seattle	16/13	2	15	7.5	15	0
1990 Seattle	16/16	3	69	23.0	47	0
1991 Seattle	16/16	4	84	21.0	43	0
1992 Seattle	16/16	3	74	24.7	41	0
NFL TOTALS	80/62	12	242	20.2	47	0

Defense

Club	G/S	Tkl	So	Ast	T/L	Sacks	FF	FR
1988 Seattle	16/1	34	29	5	2.0	1.0	0	1
1989 Seattle	16/13	49	44	5	2.0	0.0	0	1
1990 Seattle	16/16	71	62	9	3.0	0.0	1	0
1991 Seattle	16/16	69	58	11	1.0	0.0	1	0
1992 Seattle	16/16	65	51	14	0.0	0.5	1	1
NFL TOTALS	80/62	288	244	44	8.0	1.5	3	3

Totals include special teams statistics. Tackles for loss includes sacks.

SINGLE GAME HIGHS

Defense

Tackles (Solos and Assists): 10, at Cincinnati 10/6/91(8+2)
Tackles For Loss (Includes sacks): 2.0, vs. Cincinnati 10/1/90
Sacks: 1.0, at New England 12/4/88
Interceptions: 2, vs. N.Y. Jets 9/8/91
Forced Fumbles: 1, 3 Times (Last: at Denver 12/20/92)
Fumble Recoveries: 1, 3 Times (Last: vs. Philadelphia 12/13/92 [OT])



66 ANDY HECK

T

Height: 6-6 **Weight:** 298
College: Notre Dame
NFL Experience: 5th Year
How Acquired: Draft (1st round 1989)
1992 Games Played/Started: 13/13
Career Games Played/Started: 61/54
Birthdate: January 1, 1967
Birthplace: Fargo, ND
Residence: Bellevue, WA

1992: Started 13 games at left guard. Missed the New York Giants, Washington Redskins, and Los Angeles Raiders games, weeks eight through 10, on injured reserve with an ankle injury suffered in the first Raiders game. Had not missed a game in his career on any level due to injury prior to 1992. Moved to left guard during training camp after playing 48 games and starting 40 at left tackle his first three seasons. Was designated one of two transition players after the season and is expected to move to right tackle for the 1993 season.

CAREER: Drafted by the Seahawks on the first round in 1989 as the fifteenth player taken overall. Became the first offensive lineman chosen by Seattle on the first round since 1977. **1989:** Played 16 games, starting nine, eight at left tackle and one at tight end. Opened the first two games at tackle before playing as a reserve the next seven games. Became only the second rookie offensive lineman in franchise history to start the season opener following left guard Edwin Bailey in 1981. Returned to the starting lineup for the last seven games, although he started at tight end in a two tight end alignment at Cincinnati before moving over to tackle. **1990:** Started 16 games at left tackle and missed only nine plays all season. **1991:** Started 16 games at left tackle and did not miss an offensive snap all season.

HONORS: **1989**, *First-team All-Rookie (Pro Football Weekly, Football Digest, College and Pro Football Newsweekly, UPI, Pro Football Writers).*

COLLEGE: Four-year letterman who was converted from tight end to tackle in the spring prior to his senior season. Earned first-team All-America honors as selected by The Sporting News, Associated Press, United Press International, and Football News. Team co-captain on a national championship team as a senior. Started every game at tight end as a junior, catching five passes for 57 yards. In three seasons at tight end had 16 receptions for 155 yards, and two touchdowns. Selected to play in the Japan Bowl. Graduated with a degree in American Studies.

PERSONAL: Lettered in football, basketball, and track at W.T. Woodson High School in Fairfax, Virginia. His father played football at North Dakota State. Andy's wife, Jennifer (7/7/90), is an elementary school teacher in Seattle. Is active with the Boys and Girls Clubs of King County, having served as the headliner of the Seahawks Football Camp in 1992, and as chairman of the 1993 Steak and Burger Night in May.

Career Games Played/Started: 1989 (Seattle) - 16/9; 1990 (Seattle) - 16/16; 1991 (Seattle) - 16/16; 1992 (Seattle) - 13/13; **Career - 61/54.**



76 BILL HITCHCOCK **G**

Height: 6-6 **Weight:** 305
College: Purdue
NFL Experience: 3rd Year
How Acquired: Draft (8th round 1990)
1992 Games Played/Started: 16/11
Career Games Played/Started: 32/20
Birthdate: August 26, 1965
Birthplace: Kirkland, Quebec, Canada
Residence: Kirkland, WA


1992: Played 16 games and started 11-of-the-last-12, including the last 10, at right tackle. Is projected to move to right guard for the 1993 season.

CAREER: Originally drafted by Seattle on the eighth round in 1990. **1990:** Waived by Seattle on August 28 and signed to the practice squad on October 2. Spent the rest of the season on the practice squad. Became an automatic free agent at the end of the season and was re-signed on March 13, 1991. **1991:** Played 16 games, starting nine, weeks 2-10, at right tackle. Took over for an injured Ronnie Lee four plays into the season opener at New Orleans and played until Lee regained the spot at Los Angeles against the Raiders on November 17.

COLLEGE: Four-year letterman who started on the defensive line his first three seasons. Moved to offensive tackle during spring drills his senior season. Had 43 tackles, four tackles for loss, and one sack in 1986. Posted a career-high 49 tackles in 1988, with three for loss. Finished his career with 116 tackles, 11 tackles for loss, and five sacks. Majored in Humanities.

PERSONAL: Attended Lindsay Place High School in Kirkland, Quebec, Canada. Played football and hockey and was named Most Valuable Defensive Player for the North Shore Broncos, a Montreal City League hockey team. Holds a black belt in karate. Bill and his wife, Janet, were married on June 12, 1993.

Career Games Played/Started: 1991 (Seattle) - 16/9; 1992 (Seattle) - 16/11; **Career-32/20.**



62 JOHN HUNTER **G**

Height: 6-8 **Weight:** 300
College: Brigham Young
NFL Experience: 5th Year
How Acquired: Free Agent (1992)
1992 Games Played/Started: 5/3
Career Games Played/Started: 26/6
Birthdate: August 16, 1965
Birthplace: Roseburg, OR
Residence: Tampa, FL

1992: Signed as a free agent on September 2 after being waived by the Tampa Bay Buccaneers on August 31. Had signed with Tampa Bay as a Plan B free agent on March 13. Played on special teams in one of the season's first six games before seeing his first action on offense at left tackle against the Los Angeles Raiders on October 18. Started the next three games at left guard for an injured Andy Heck before suffering a knee injury at the Los Angeles Raiders on November 15. Missed the last six games on injured reserve.


CAREER: Originally drafted on the third round by the Minnesota Vikings in 1989. **1989:** Waived by the Vikings on the 47-man cutdown and signed with the Atlanta Falcons as a free agent. Spent the first 12 games on the developmental squad before being

activated for the season's final four games. **1990:** Started the first three games at right tackle before suffering a hip injury. Missed one game and returned to play the last 12 as a reserve. **1991:** Played the first two games as a reserve before suffering a back injury. Did not play the next two games and missed the last 13 weeks on injured reserve.

COLLEGE: Four-year letterman. Second-team All-Western Athletic Conference as a senior as voted by the media. Started all year at left tackle. Started at both left guard and tackle as a junior and right tackle in 1986. Reserve tackle in 1985 after redshirting in 1984. Majored in Psychology.

PERSONAL: Lettered in football, baseball, and track at North Bend High School in North Bend, Oregon. Has a brother, Brad, who was a punter and defensive tackle at Brigham Young. John and his wife, Teri, have three daughters, twins, Haylee and Whitnee, and Courtney.

Career Games Played/Started: 1989 (Atlanta) 4/0; 1990 (Atlanta) 15/3; 1991 (Atlanta) 2/0; 1992 (Seattle) - 5/3; **Career - 26/6.**



27 PATRICK HUNTER CB

Height: 5-11

Weight: 186

College: Nevada

NFL Experience: 8th Year

How Acquired: Draft (3rd round 1986)

1992 Games Played/Started: 16/16

Career Games Played/Started: 100/79

Birthdate: October 24, 1964

Birthplace: San Francisco, CA

Residence: Redmond, WA

1992: Started 16 games at right cornerback and was credited with a career-high 67 tackles, according to unofficial press box statistics. Also had a team-leading 13 passes defended. Posted interceptions at New England and at Dallas. His theft against the Patriots came in the Seahawks end zone with 35 seconds left and preserved a 10-6 win. Played in his 100th career game in the season finale against the San Diego Chargers.

CAREER: Third-round 1986 draft choice by the Seahawks. Has been the starter since the 1987 season opener and is only the third player to start regularly at right cornerback in team history after Rolly Woolsey (1976) and Dave Brown (1977-86). Brown is currently a Seattle defensive assistant coach. **1986:** Played 16 games as a reserve. Blocked a punt at New England that was recovered for a touchdown tying the game 31-31 in a 38-31 Seattle win. **1987:** Played and started 11 games, missing the season opener because of a preseason knee injury. Had an interception in his first career start, against Kansas City. **1988:** Played 10 games, starting 7. Missed five games on the non-football injury list after an automobile accident. Returned to play in the final two regular season games and the AFC Divisional Playoff at Cincinnati. **1989:** Played 16 games, starting the last 14. Had a career-high 53 tackles, including 47 on defense, according to unofficial press box statistics. **1990:** Started 16 games. Had a career-high 58 tackles, including a single-game best 10 at Denver. Forced a fumble at San Diego that set up the game-winning field goal in overtime. **1991:** Started the first 15 games at right cornerback until he was on the inactive list against the Los Angeles Rams because of a hip injury suffered at Atlanta. Credited with 47 tackles, according to unofficial press box statistics. Intercepted one pass and returned it 32 yards for a touchdown in the first Los Angeles Raiders game. Blocked a punt at Pittsburgh that setup the first score in a 27-7 win.

COLLEGE: First-team Division I-AA All-America as selected by

Associated Press. First-team All-Big Sky Conference as a sophomore and senior. Earned second-team All-Big Sky Conference honors as a junior. Finished his four-year career with 15 interceptions, including six as a senior. Had 174 career tackles, including 49 as a senior. Forced three fumbles and recovered four. Played both cornerback and safety. Returned 17 kickoffs for a 22.6 average with a long of 51 yards. Criminal Justice major.

PERSONAL: Attended South San Francisco High School in San Francisco, California, lettering in football, basketball, and track. Finished his Sociology degree at the University of Washington in June 1992.

HUNTER'S NFL RECORD

Interceptions

Club	G/S	No	Yds	Avg	LG	TD
1986 Seattle	16/0	0	0	0.0	0	0
1987 Seattle	11/11	1	3	3.0	3	0
1988 Seattle	10/7	0	0	0.0	0	0
1989 Seattle	16/14	0	0	0.0	0	0
1990 Seattle	16/16	1	0	0.0	0	0
1991 Seattle	15/15	1	32	32.0	32	1
1992 Seattle	16/16	2	0	0.0	0	0
NFL TOTALS	100/79	5	35	7.0	32	1

Defense

Club	G/S	Tkl	So	Ast	T/L	Sacks	FF	FR
1986 Seattle	16/0	43	33	10	2.0	0.0	1	0
1987 Seattle	11/11	27	24	3	1.0	0.0	0	0
1988 Seattle	10/7	28	23	5	0.0	0.0	1	0
1989 Seattle	16/14	53	49	4	1.0	1.0	0	0
1990 Seattle	16/16	58	50	8	1.0	0.0	1	1
1991 Seattle	15/15	47	37	10	2.0	0.0	2	0
1992 Seattle	16/16	70	58	12	1.5	0.0	1	1
NFL TOTALS	100/79	326	274	52	8.5	1.0	6	2

Totals include special teams statistics. Tackles for loss includes sacks.

ADDITIONAL STATISTICS

Blocked Punts, 1 in 1986; 1 in 1991; 2 in career.

Punt Returns, 1 for 0 yards in 1988.

Playoff Games Played/Started: 1987 (Seattle) - 1/1; 1988 (Seattle) - 1/0; Career - 2/1.

SINGLE GAME HIGHS

Defense

Tackles (Solos and Assists): 10, at Denver 9/23/90 (OT) (9+1)

Tackles For Loss (Includes sacks): 1.0, 8 Times (Last: vs. San Diego 12/27/92)

Sacks: 1.0, at Cincinnati 12/10/89

Interceptions: 1, 5 Times (Last: at Dallas 10/11/92)

Forced Fumbles: 1, 6 Times (Last: vs. Miami 9/27/92)

Fumble Recoveries: 1, 2 Times (Last: at N.Y. Giants 10/25/92)



20 JAMES JEFFERSON CB

Height: 6-1

Weight: 195

College: Texas A&I

NFL Experience: 5th Year

How Acquired: Free Agent (CFL-1989)

1992 Games Played/Started: 1/0

Career Games Played/Started: 48/3

Birthdate: November 18, 1963

Birthplace: Portsmouth, VA

Residence: Corpus Christi, TX

1992: Played only one game, against the Denver Broncos on November 30, in an injury-plagued season. Suffered a broken forearm in the preseason opener against the Los Angeles Rams on August 6 and missed the first 11 games on injured reserve. Re-

broke the arm in a different place while playing on special teams against the Broncos and missed the last four games on injured reserve.

CAREER: Signed with the Seahawks as a free agent in 1989 after three seasons in the Canadian Football League with the Winnipeg Blue Bombers. Two-time All-CFL selection (1987 and 1988). Intercepted 13 passes, returning two for touchdowns. Returned 119 punts for a 9.6 yard average and three scores and 32 kickoffs for a 24.5 yard average and one touchdown. **1986:** Played 14 games with Winnipeg, averaging 22.8 yards on kickoff returns and 9.4 on punts. **1987:** Tied for third in the league with 8 interceptions and returned 2 for touchdowns. Scored four touchdowns in one game against the Hamilton Tiger-Cats on October 4, two on interception return laterals, one on a fumble return, and one on a punt return. Was the first player in CFL history to return two interceptions for touchdowns in the same game and not have intercepted the passes. **1988:** Played 18 games and returned both a punt and a kickoff for touchdowns. **1989:** Signed with the Seahawks as free agent on April 11. Played 16 games and started against the Washington Redskins. Became only the second Seahawks player (along with Zachary Dixon in 1983) to return a kickoff for a touchdown with a 97-yard return on the opening kickoff against Kansas City. It ranks as the longest play of any type in team history. **1990:** Played 15 games, starting two, Houston and Detroit, when the Seahawks opened with six defensive backs. Was inactive at Chicago with a preseason calf injury. **1991:** Played 16 games as a reserve cornerback and special teams performer. Credited with 41 tackles, according to unofficial press box statistics, including a sack at Pittsburgh.

COLLEGE: Played his first two seasons as a running back before moving to cornerback. First-team All-Lone Star Conference as a senior. Majored in Communications.

PERSONAL: Lettered in football, basketball, and track at Kingsville High School in Kingsville, Texas. James and his wife, Annie, have a daughter, Ashley.

JEFFERSON'S NFL RECORD

		Defense							
Year	Club	G/S	Tkl	So	Ast	T/L	Sacks	FF	FR
1989	Seattle	16/1	25	20	5	1.0	0.0	0	1
1990	Seattle	15/2	29	24	5	0.0	0.0	0	0
1991	Seattle	16/0	41	39	2	1.0	1.0	0	1
1992	Seattle	1/0	0	0	0	0.0	0.0	0	0
NFL TOTALS		48/3	95	83	12	2.0	1.0	0	2

Totals include special teams statistics. Tackles for loss includes sacks.

ADDITIONAL STATISTICS

Interceptions: 1 for 0 yards in 1990

Punt Returns: 12 for 87 yards, 7.5 average, 19 long, 10 fair catches, 0 touchdowns in 1989; 8 for 68 yards, 8.5 average, 14 long, 0 fair catches, 0 touchdowns in 1990; **20 for 155 yards, 7.8 average, 19 long, 10 fair catches, 0 touchdowns, career.**

Kickoff Returns: 22 for 511 yards, 23.2 average, 97 long, 1 touchdown in 1989; 4 for 96 yards, 24.0 average, 26 long in 1990; **26 for 607 yards, 23.3 average, 97 long, 1 touchdown, career.**

Fumbles: 3 in 1989; 1 in 1990; 1 in 1991; **5, in career.**

Own Fumble Recoveries: 2 in 1989; 1 in 1990; **3, in career.**

ONLY ONE

The Seahawks are the only team in the history of the NFL to have not played a tie game. The Cincinnati Bengals and Tampa Bay Buccaneers have each played one. There has not been a tie game played in the regular season since Cleveland and Kansas City played to a 10-10 tie in 1989.



43 TRACY JOHNSON FB

Height: 6-0 **Weight:** 230
College: Clemson
NFL Experience: 5th Year
How Acquired: Plan B (Atlanta 1992)
1992 Games Played/Started: 16/0
Career Games Played/Started: 64/9
Birthdate: November 29, 1966
Birthplace: Concord, NC
Residence: Alpharetta, GA

1992: Played 16 games as a reserve fullback and special teams performer after signing as a Plan B Free Agent on April 1. Led the team with 18 special teams tackles, including 17 solos tackles. Also had one-and-a-half tackles for loss and recovered a fumble on punt coverage against the Denver Broncos on November 30. Returned one kickoff for 15 yards in the first San Diego Chargers game. Got his first rushing attempts of the season in the fourth quarter of the finale against San Diego and gained 26 yards on three carries, including a 19-yard run.

CAREER: Originally drafted by the Houston Oilers on the tenth round in 1989 before moving to the Atlanta Falcons as a Plan B Free Agent in 1990. Played 32 games, with nine starts over the next two seasons, for the Falcons. **1989:** Played 16 games, rushing for 16 yards on four carries and catching one pass for eight yards. Averaged 17.2 on 13 kickoff returns. Played in the AFC Wild Card game. **1990:** Played 16 games, starting four with the Atlanta Falcons after signing as a Plan B Free Agent on March 30. Rushed for 106 yards and three touchdowns and caught 10 passes, including one for a touchdown. Finished fifth on the team with 18 special teams tackles. **1991:** Played 16 games, starting five, and also played in both postseason games. Credited with 17 special teams tackles.

COLLEGE: Four-year letterman and two-year starter. Finished sixth in school history with 23 rushing touchdowns. Gained 1,579 yards on 377 career attempts for a 4.2 yard average. Had a career high 557 yards and led the team with nine rushing touchdowns as a junior. Played in three bowl games, Independance, Gator, and Florida Citrus. Also played in the East-West Shrine All-Star Game after his senior season. Majored in Marketing.

PERSONAL: Football and track letterman at A.B. Brown High School in Kannapolis, North Carolina. Has attended Kennesaw State College to continue work on his degree. Tracy and his wife, Selenda, were married on May 22, 1992.

JOHNSON'S NFL RECORD

Rushing

Club	G/S	Att	Yds	Avg	LG	TD
1989 Houston	16/0	4	16	4.0	8	0
1990 Atlanta	16/4	30	106	3.5	12	3
1991 Atlanta	16/5	8	26	3.3	6	0
1992 Seattle	16/0	3	26	8.7	19	0
NFL TOTALS	64/9	45	174	3.9	19	3

Receiving

Club	G/S	No	Yds	Avg	LG	TD
1989 Houston	16/0	1	8	8.0	8	0
1990 Atlanta	16/4	10	79	7.9	16	1
1991 Atlanta	16/5	3	27	9.0	13	0
1992 Seattle	16/0	0	0	0.0	0	0
NFL TOTALS	64/9	14	114	8.1	16	1


ADDITIONAL STATISTICS

Kickoff Returns: 13 for 224 yards, 17.2 average, 27 long, 0 touchdowns in 1989; 2 for 2 yards, 6 long, 0 touchdowns in 1990; 1 for 15 yards, 0

touchdowns in 1992; 16 for 241 yards, 15.1 average, 27 long, 0 touchdowns, in career.

Special Teams Tackles: 4 in 1989; 18 in 1990; 17 in 1991; 18 in 1992; 57 in career.

Playoff Games Played/Started: 1990 (Houston) - 1/0; 1991 (Atlanta) - 2/0; Career - 3/0.



93 E.J. JUNIOR

LB

Height: 6-3

Weight: 242

College: Alabama

NFL Experience: 13th Year

How Acquired: Free Agent (1992)

1992 Games Played/Started: 7/1

Career Games Played/Started: 166/120

Birthdate: December 8, 1959

Birthplace: Salisbury, NC

Residence: Miramar, FL

1992: Signed as a free agent on November 25 after a season-ending injury to David Wyman. Played the last five games in goal line and short-yardage situations and on special teams. Credited with two tackles on special teams, including one-and-a-half inside the 20 on kickoff coverage. Had one tackle on defense for a two-yard loss at Denver. Went to training camp with the Miami Dolphins and was waived on September 1. Signed with the Tampa Bay Buccaneers as a free agent on October 28, and played in two games, starting one, before being waived on November 11.

CAREER: Entered the National Football League as the first-round draft choice of the St. Louis Cardinals in 1981. Was the fifth player chosen and the second linebacker (after Lawrence Taylor) in the first round. **1981:** Played 16 games, starting the last 13 at left outside linebacker. Consensus All-Rookie pick, earning honors from UPI, Pro Football Weekly, and Pro Football Digest. Credited with 72 tackles. **1982:** Started all nine games at left outside linebacker. Had 58 tackles and a fumble recovery. Was credited with five tackles in the Cardinals 41-16 loss to the Green Bay Packers in the postseason Super Bowl Tournament. **1983:** Played 12 games, starting the last 11. Credited with 86 tackles, three interceptions, and seven-and-a-half sacks. Had three of the sacks against the New York Giants on December 4. **1984:** Started 16 games at all three linebacking spots; 7 at right linebacker, 7 at middle linebacker, and 2 at left linebacker, and earned his first Pro Bowl berth. Credited with a team-high 118 tackles. Named NFC Defensive Player of the Week against Philadelphia after registering 18 tackles, and one sack on November 25. **1985:** Earned his second straight Pro Bowl berth after recording 106 tackles and two sacks, and a career-high five interceptions, the most by a Cardinals linebacker in 30 years. Returned one of the interceptions a career-long 53 yards at Pittsburgh. Started all 16 games. **1986:** Played and started 13-of-16 games and served as the Cardinals defensive captain. Missed three games due to an ankle sprain. **1987:** Played and started 13 games, missing two with a hamstring injury. Credited with 53 tackles and two-and-a-half sacks. **1988:** Started 16 games and was credited with 55 tackles. Scored a touchdown with a fumble recovery against Green Bay on December 18. **1989:** Signed with the Miami Dolphins as a Plan B Free Agent on February 25. Played 16 games, starting 12 at left outside linebacker. Credited with 50 tackles and one sack. **1990:** Played 16 regular season and two postseason games as a reserve. Had 18 tackles and six sacks, ranking second on the team in sacks. **1991:** Played 16 games as reserve down lineman in nickel situations. Finished the season with 25 tackles and five sacks. Had four of the sacks at New England on October 6. The sack total was the most by a Miami player since 1983 and the fourth-highest total in franchise history.

HONORS: 1981, First-team All-Rookie (UPI, Football Digest, Pro Football Weekly). 1984, NFC Pro Bowl squad; First-team All-NFL (AP, NEA, Pro Football Writers Association, Football Digest). 1985, NFC Pro Bowl squad; First-team All-NFC (UPI). 1986, Defensive Captain.

COLLEGE: Consensus first-team All-America as a senior playing defensive end. Named to Alabama's All-Decade Team of the 1970's. Lombardi Award finalist in 1981. Member of back-to-back National Championship teams in 1979 and 1980. Named the Outstanding Defensive Player in the 1981 Senior Bowl. Member of the National Strength Coaches All-America team. Finished his career with 190 total tackles, 39 tackles for loss, seven quarterback sacks, and four interceptions. Led the team in tackles for loss as both a junior (14) and senior (12) and also blocked three kicks. Lettered in baseball as a catcher and shortstop. Graduated with a degree in Public Relations.

PERSONAL: Lettered in football, basketball, and track as a decathlete, at Maplewood High School in Nashville, Tennessee. Is active with Care Unit, Students Against Drunk Driving, and the American Heart Association. Has also worked as a counselor at Hyland Medical Center in Florida. Helped rescue the victim of a hit and run accident at the 1986 Pro Bowl and assisted police in capturing the suspect. E.J. has three children, Adam, Jamel, and Aja. Full name is Ester James Junior.

JUNIOR'S NFL RECORD

Defense

Club	G/S	Tkl	So	Ast	Int	Sacks	FF	FR
1981 St. Louis	16/13	72	49	23	1	1.0	1	0
1982 St. Louis	9/9	58	50	8	0	1.5	0	1
1983 St. Louis	12/11	86	60	26	3	7.5	3	1
1984 St. Louis	16/16	118	99	19	1	9.5	1	1
1985 St. Louis	16/16	106	87	19	5	2.0	5	0
1986 St. Louis	13/13	40	35	5	0	0.0	0	1
1987 St. Louis	13/13	53	46	7	1	2.5	1	2
1988 Phoenix	16/16	55	47	8	1	2.0	1	1
1989 Miami	16/12	50	36	14	0	1.0	0	0
1990 Miami	16/0	18	17	1	0	6.0	0	0
1991 Miami	16/0	25	24	1	0	5.0	0	0
1992 Tampa Bay	2/1	5	4	1	0	0.0	0	0
Seattle	5/0	3	2	1	0	0.0	0	0

NFL TOTALS 166/120 689 556 133 12 38.0 12 7

Seattle totals include special teams statistics. Tackles for loss includes sacks.

Postseason Games Played/Started: 1982 (St. Louis) - 1/1; 1990 (Miami) - 2/0.



83 TREY JUNKIN

TE

Height: 6-2

Weight: 240

College: Louisiana Tech

NFL Experience: 11th Year

How Acquired: Free Agent (1990)

1992 Games Played/Started: 16/1

Career Games Played/Started: 137/3

Birthdate: January 23, 1961

Birthplace: Conway, AK

Residence: Kirkland, WA

1992: Played 16 games as a reserve tight end, special teams performer, and the deep snapper on punts. Started the second Kansas City game as the Seahawks opened in a two tight end alignment and caught two passes for 23 yards. The start was his first since 1988 and the receptions were his first since 1989. In both years, he was with the Los Angeles Raiders. Capped off his season with a two-yard touchdown catch in the final game against

the San Diego Chargers. Was credited with three special teams tackles, according to unofficial press box statistics.

CAREER: Has spent the past two and three-quarters seasons as the Seahawks punt deep snapper. Can also snap on placements. Originally drafted on the fourth round by the Buffalo Bills in 1983 as a linebacker. Was waived by the Bills in 1984 and then signed by the Washington Redskins as a free agent. Waived and signed as a free agent by the Los Angeles Raiders in 1985 and played through the 1989 season. Waived on the cutdown to 47 players in 1990 and signed with the Seahawks as a free agent on October 3. Switched to tight end with the Raiders in 1985. **1983:** Played in 16 games as a reserve linebacker. **1984:** Played the first two games as a reserve before being released. Played 12 games with the Washington Redskins after signing as a free agent on September 25. **1985:** Signed with the Raiders as a free agent on April 4, and played 16 games as a reserve tight end after switching from linebacker. Caught two passes, including one for a 2-yard touchdown. **1986:** Played in first three games as a reserve before suffering a knee injury. Missed the last 13 games on injured reserve. Had two receptions for 30 yards. **1987:** Played 12 games and made his first career start, at Chicago, in the finale. Caught two passes for 15 yards. **1988:** Played 16 games, starting one. Caught four passes, two for touchdowns. **1989:** Played 16 games, catching three passes, two for touchdowns. **1990:** Played in 12 games after signing with the Seahawks as a free agent on October 3. Used as the deep snapper on punts. **1991:** Played 16 games on special teams. Served as the deep snapper on punts and as the backup snapper on PATs and field goals. Was credited with a partially blocked punt against Denver.

COLLEGE: Four-year letterman who began his career on offense as a tight end and was switched to linebacker as a sophomore. Started his last two years. Finished his career with 147 tackles and returned a fumble 86 yards for a touchdown. Also had 18 tackles for loss and seven sacks. Had seven receptions for 98 yards as a freshman. Majored in Business.

PERSONAL: Lettered in football and basketball at Northeast High School in North Little Rock, Arkansas. His brother, Mike, was the fifth player chosen in the 1987 draft by the Cleveland Browns. Performed with the Tacoma Symphony Orchestra during the offseason. Trey and his wife, Sarah (6/19/83), have two sons, Jacob (9/28/84) and Connor (2/3/89). Given name is Abner Kirk Junkin III.

Career Games Played/Started: 1983 (Buffalo) - 16/0; 1984 (Buffalo 2/0 and Washington 12/0) - 14/0; 1985 (L.A. Raiders) - 16/0; 1986 (L.A. Raiders) - 3/0; 1987 (L.A. Raiders) - 12/1; 1988 (L.A. Raiders) - 16/1; 1989 (L.A. Raiders) - 16/0; 1990 (Seattle) - 12/0; 1991 (Seattle) - 16/0; 1992 (Seattle) - 16/1; **Seattle Totals - 44/1; Career Totals - 137/3.**

Playoff Games Played/Started: 1985 (L.A. Raiders) - 1/0.

ADDITIONAL STATISTICS

Pass Receiving: 2 for 8 yards, 5 long, 1 touchdown in 1985; 2 for 38 yards, 19 long, 0 touchdowns in 1986; 2 for 15 yards, 8 long, 0 touchdowns, in 1987; 4 for 25 yards, 9 long, 2 touchdowns in 1988; 3 for 32 yards, 28 long, 2 touchdowns in 1989; 3 for 25 yards, 8.3 average, 13 long, 1 touchdown, in 1992; **16 for 143 yards, 8.9 average, 28 long, 6 touchdowns, career.**

MOST VALUABLE PLAYER

Defensive tackle Cortez Kennedy was voted the Marcus Nalley Trophy as the Seahawks MVP in 1992. Kennedy led the team in solo tackles (76), sacks (14), tackles for loss (a team record 28), and forced fumbles (4), while finishing second in tackles (92). He was a Pro Bowl selection for the second consecutive season, this time as a starter and was named NFL Defensive Player of the Year.



81 TOMMY KANE WR

Height: 5-11 **Weight:** 181
College: Syracuse
NFL Experience: 6th Year
How Acquired: Draft (3rd round 1988)
1992 Games Played/Started: 11/11
Career Games Played/Started: 57/37
Birthdate: January 14, 1964
Birthplace: Montreal, Quebec, Canada
Residence: LaSalle, Quebec, Canada

1992: Played and started 11 games at wide receiver. Missed the season opener with a sprained ankle and missed four games, weeks 4 through 7, with a knee injury. Finished first on the team in touchdown receptions with 3, and was second on the team in both receptions with 27, and receiving yards with 369. Had five receptions in two consecutive games, the Kansas City Chiefs on November 22, and the Denver Broncos on November 30. Totaled 65 yards and one touchdown versus the Chiefs and a season-high 79 yards against Denver. Also had five catches, for 66 yards, at Denver. Caught scoring passes at New York against the Giants and at Pittsburgh versus the Steelers. Moved into sixth all-time in career receiving yardage with 2,034 during the year.

CAREER: The Seahawks third-round 1988 draft choice. Became a full-time starter in 1990 after suffering through injuries in 1988 and 1989. Ranks ninth in receptions (142) and is sixth in yards (2,034). Needs 22 receptions and 309 yards to move up one spot in each category. **1988:** Played the first nine games before missing the last seven on injured reserve with a groin injury. **1989:** Played the first five games before suffering a knee injury and missed the last 11 games on injured reserve. **1990:** Played 16 games, starting 11, as the numerical replacement for the retired Steve Largent. Team leader in reception yardage with 776 while collecting 52 receptions, second-most on the team. Co-leader with four touchdown receptions. Set career highs with 10 receptions and 162 yards at Miami. His first NFL touchdown came on a 63-yard reception against Cincinnati in a Monday night game. **1991:** Started 15-of-16 games and finished third in receptions with 50 for 763 yards and two touchdowns. Was second in receiving yards and third in touchdowns. Posted two 100-yard games, catching six passes for 122 at Denver and six for 102 at Pittsburgh. Had a 60-yard non-scoring reception against the Steelers.

HONORS: **1990,** *Ed Block Courage Award winner.*

COLLEGE: Caught 44 passes as a fourth-year junior in 1987 and set school records with 968 yards and 14 touchdowns. Led the nation in touchdown receptions and averaged 22.0 yards per reception. Holds the school career record with 17 touchdown receptions. Had a single-game high seven receptions, including a record-equalling four touchdowns, against Colgate. Had five 100-yard receiving games in 1987. Caught 19 passes for 339 yards, a 17.8 yard average, and three touchdowns in 1986, despite missing four games with a broken leg. Redshirted as a freshman in 1984. Graduated with a degree in Retailing.

PERSONAL: Attended Dawson School in Montreal, Quebec,

JERSEY RETIREMENT

The Seahawks were the first team in professional sports to retire a uniform number in honor of the support shown by their fans, the Twelfth Man. On December 15, 1984, the Jersey #12 was retired and presented to Mr. and Mrs. Randy Ford of Tukwila, who originated the idea.

Canada, where he played football and basketball. Was a midget hockey all-star selection where he was a teammate of the Pittsburgh Penguins' Mario Lemieux. Played for the Montreal Junior Alouettes as a wide receiver. Led Dawson to the Canadian Junior College Basketball Championship as a point guard.

KANE'S NFL RECORD

Receiving

Club	G/S	No	Yds	Avg	LG	TD
1988 Seattle	9/0	6	32	5.3	9	0
1989 Seattle	5/0	7	94	13.4	20	0
1990 Seattle	16/11	52	776	14.9	63	4
1991 Seattle	16/15	50	763	15.3	60	2
1992 Seattle	11/11	27	369	13.7	31	3
NFL TOTALS	57/37	142	2034	14.3	63	9

SINGLE GAME HIGHS

Receiving

Most Receptions: 10, at Miami 12/16/90

Most Yards: 162, at Miami 12/16/90

Longest Reception: 63, vs. Cincinnati 10/1/90 (TD)

Most Touchdowns: 1, 9 Times (Last: at Pittsburgh 12/6/92)



4 JOHN KASAY

K

Height: 5-10

Weight: 189

College: Georgia

NFL Experience: 3rd Year

How Acquired: Draft (4th round 1991)

1992 Games Played/Started: 16/0

Career Games Played/Started: 32/0

Birthdate: October 27, 1969

Birthplace: Athens, GA

Residence: Kirkland, WA

1992: Team's leading scorer for the second consecutive season. Successful on 14-of-14 point after touchdowns and 14-of-22 field goals for 56 points. His 32-yard field goal 11:10 into overtime provided a 16-13 win in the first Denver game and came after missing a 33-yarder 4:47 into the extra session. Equaled his personal one-game record with three field goals against the Broncos. Ended the season 7-of-9 (77.8%) indoors and 7-of-13 (53.8%) outdoors. Left-footed.

CAREER: Seahawks fourth-round 1991 draft choice, the highest pick used by Seattle on a kicker since 1976. Unseated nine-year veteran Norm Johnson to win the job in the preseason. Has connected on 39-53 (73.6%) attempts, 23-of-28 (82.1%) indoors and 16-25 (64.0%) outdoors. **1991:** Set a team record for field goals with 25, while scoring a team-high and rookie record 102 points in his first season. Consensus first-team all-rookie selection and the first rookie in team history to surpass 100 points. Finished seventh in the AFC in kick scoring and was tied for fifth in field goals. Had a team record-equaling streak of 13 straight field goals. A missed 51-yarder ended the streak. Scored at least one field goal in nine straight games. Became the second Seahawks player and 23rd in league history to kick two 50-plus yard field goals in the same game, with 51 and 54-yarders in the first San Diego game. The 54-yarder also equaled the team record. Connected on 80.65 percent (25-of-31) of his attempts, the third-best percentage in history. Was 16-of-19 (84.2%) indoors and 9-of-12 (75.0%) outdoors. Successful on his first 27 PATs before missing his last attempt against the Los Angeles Rams.

HONORS: **1991**, First-team All-Rookie (*Pro Football Weekly*, *Football News*, *Pro Football Writers Association*, *College and Pro Football Newsweekly*).

COLLEGE: Four-year letterman. Finished his career fifth on the

school's kick scoring list with 207 points on 46-of-65 field goals and 79-of-82 PATs. Third-team All-America by Football News and second-team All-Southeast Conference as a senior. Scored a team-high 67 points on 10-of-11 PATs and 19-of-24 field goals. Had three field goals, including a 40-yarder with a minute left in a 17-15 win over Alabama. Also had three against Georgia Tech. Was second in scoring in 1989 with a career-high 79 points on 19-of-24 field goals and 22-of-23 PATs. Was six-of-seven beyond 40 yards. Had a pair of games with three field goals. Kicked four PATs and a career-long 53-yard field goal against Temple in 1989. Five-of-his-eight-misses in 1988 were from beyond 50 yards. Lettered his first season (1987) handling the kickoff duties before taking over placekicking midway through the season. Closed out his freshman season by hitting a pair of field goals, including a game-winning 39-yarder as time ran out against Arkansas in the Liberty Bowl. Pre-Journalism major.

PERSONAL: All-State kicker at Clarke Central High School in Athens, Georgia, as selected by the Atlanta Journal-Constitution. Had 37 career field goals, including a 54-yarder. His father, John, is the strength and conditioning coach at the University of Georgia. John and his wife, Laura, were married on June 22, 1991. Last name is pronounced CASEY.

KASAY'S NFL RECORD

Scoring

Club	G/S	PAT-Att	FG-Att	FG%	LG	Pts
1991 Seattle	16/0	27-28	*25-31	80.6	*54	102
1992 Seattle	16/0	14-14	14-22	63.6	43	56
NFL TOTALS	32/0	41-42	39-53	73.4	*54	158

Field Goals

Club	1-19	20-29	30-39	40-49	50+	Total
1991 Seattle	1-1	5-6	11-14	6-7	2-3	*25-31
1992 Seattle	0-0	4-5	8-11	2-6	0-0	14-22
NFL TOTALS	1-1	9-11	19-25	8-13	2-3	39-53
% Successful	100.0	81.8	76.0	61.5	66.7	73.6

Average Distance: 1991 - Attempts (35.0 yards), Successes (34.4 yards); 1992 - Attempts (34.2), Successes (32.7); **Career** - Attempts (34.7), Successes (33.4).

SINGLE GAME HIGHS

Kicking

Most FGs Attempted: 4, vs. San Francisco 12/8/91
4, vs. Denver 11/30/92 (OT)
Most FGs Made: 3, vs. San Francisco 12/8/91
3, vs. Denver 11/30/92 (OT)
Longest FG Attempted: 54, vs. San Diego 10/27/91
Longest FG Made: *54, vs. San Diego 10/27/91
Most PATs Attempted: 4, vs. Indianapolis 9/29/91
Most PATs Made: 4, vs. Indianapolis 9/29/91

*Team Record



78 MIKE KEIM

T

Height: 6-7 **Weight:** 285
College: Brigham Young
NFL Experience: 1st Year
How Acquired: Free Agent (1992)
1992 Games Played/Started: 1/0
Career Games Played/Started: 2/0
Birthdate: November 12, 1965
Birthplace: Anaheim, CA
Residence: Salt Lake City, UT

1992: Signed as a free agent off the New Orleans Saints practice squad on December 8 replacing Ronnie Lee on the active roster. Was inactive against the Philadelphia Eagles on December 13, but saw action for six plays at left tackle at Denver the next week. Was

inactive for the season finale against San Diego on December 27. Went to camp with the Saints and was waived on August 27. Joined the New Orleans practice squad on September 2, and had spent all 14 weeks on the practice squad before joining the Seahawks.


CAREER: Spent his entire career with the New Orleans Saints prior to joining the Seahawks. **1991:** Originally signed by the Saints as a free agent on May 6. Was waived on August 27, and added to the practice squad on September 2. Spent 16 weeks on the practice squad before being activated on December 20. Played one play against the Phoenix Cardinals on December 22. Was active for, but did not play in, the Saints playoff game against the Atlanta Falcons on December 28.

COLLEGE: Two-year letterman who took over as the starter at right tackle with three games left in his junior season. Second-team All-Western Athletic Conference as a senior. Originally enrolled at Mesa Community College in Mesa, Arizona, in 1985, before transferring to Brigham Young. Played with the junior varsity in 1988 after redshirting in 1987. Served on an LDS mission from 1985 to 1987. Majored in Wildlife Range Management.

PERSONAL: Lettered in football and basketball at Round Valley High School in Eagar, Arizona.

Career Games Played/Started: 1991 (New Orleans) - 1/0; 1992 (Seattle) - 1/0; **Career - 2/0.**

Playoff Games Played/Started: 1991 (New Orleans) - 0/0.



96 CORTEZ KENNEDY DT

Height: 6-3

Weight: 293

College: Miami

NFL Experience: 4th Year

How Acquired: Draft (1st round 1990)

1992 Games Played/Started: 16/16

Career Games Played/Started: 48/34

Birthdate: August 23, 1968

Birthplace: Wilson, AR

Residence: Wilson, AR

1992: Consensus choice as NFL Defensive Player of the Year as chosen by the Associated Press, Pro Football Weekly, Sports Illustrated, and the Columbus, Ohio, Touchdown Club. One of six finalists for the Miller Lite NFL Player of the Year. NFL Alumni Association and NFL Players Association Defensive Lineman of the Year. Consensus first-team All-NFL pick by Associated Press, Pro Football Weekly/Professional Football Writers Association, Football Digest, College and Pro Football Newsweekly, and AFC starter in the Pro Bowl. Kansas City 101 Club AFC Defensive Lineman of the Year. Voted the Marcus Nalley Trophy by his teammates as the team's Most Valuable Player. Became only the third player in history to win the Associated Press' Defensive Player of the Year award from a team with a losing record, joining Lawrence Taylor of the 1982 New York Giants (4-5) and Reggie White of the 1987 Philadelphia Eagles (7-8). Is the second Seahawks player to win the award joining safety Kenny Easley (1984). Led the team in sacks with 14.0, yards lost with 89, tackles for loss, a team record 28, total yards lost, 122.5, and forced fumbles, four, according to unofficial press box statistics. Ranked tied for fifth in the AFC in sacks, and led all interior linemen. His 14.0 sacks were the third-most in a single season in Seattle history trailing Jacob Green's 16.0 in 1983 and Jeff Bryant's 14.5 in 1984. Finished second on the team in tackles with a career-best 92, according to unofficial press box statistics. Also recovered a fumble and batted down two passes. Earned AFC Defensive Player of the Week honors at New England in a 10-6 win after registering seven

tackles, including three sacks, and four-and-half tackles for losses of 32 yards, and two forced fumbles. Had a season-high five tackles for loss, including two sacks, among seven total tackles against the Raiders on October 18, and had three tackles for loss, including two sacks, versus the Philadelphia Eagles on December 13. Had at least one tackle for loss in 14-of-16 games and at least two in 9-of-16.

CAREER: Seahawks first-round 1990 draft choice. Was the third player chosen in the first round after quarterback Jeff George (Indianapolis Colts) and running back Blair Thomas (New York Jets). Seattle acquired the pick on draft day from the New England Patriots along with a second-round choice (LB Terry Wooden) in exchange for the Seahawks two first-round selections (#8 and #10) and a fourth-round 1991 draft choice. Seattle's additional first-round draft choice came from the Indianapolis Colts in a 1988 trade for linebacker Fredd Young. Ranks fifth all-time in quarterbacks sacks with 21.5. **1990:** Played in 16 games and started two at right tackle. Missed all of training camp and the preseason before signing a contract. Credited with 48 tackles, six tackles for loss, one sack, a fumble recovery, and a forced fumble, according to unofficial press box statistics. Posted a season-high 10 tackles, including a sack, at Miami. Six of his tackles against the Dolphins were for no gain or a loss. **1991:** Started 16 games at right defensive tackle and played in his first Pro Bowl. Finished third in tackles with 73, according to unofficial press box statistics, and was second in sacks with 6.5. Led all defensive linemen in tackles and sacks. The Sporting News AFC Defensive Player of the Week against the New York Jets after recording eight tackles, two sacks, and two passes defensed. Also had two sacks against the Indianapolis Colts. His 12 tackles in the second Kansas City Chiefs game were a career high.

HONORS: *1990, First-team All-Rookie (Pro Football Writers Association). 1991, AFC Pro Bowl Squad; First-team All-NFL (Football Digest); First-team All-AFC (Football News); Second-team All-AFC (NEA, College and Pro Football Newsweekly); Seattle Post-Intelligencer Sports Star of the Year finalist; 1992, AFC Pro Bowl starter; Miller Lite NFL Player of the Year Finalist; NFL Defensive Player of the Year (Associated Press, Pro Football Weekly/Pro Football Writers Association, Columbus, Ohio, Touchdown Club); NFL Defensive Lineman of the Year (NFL Alumni Association, NFL Players Association); NFL's Top Defensive Tackle (Pro Football Weekly); AFC Defensive Lineman of the Year (Kansas City 101 Club), First-team All-NFL (Associated Press, Sports Illustrated, The Sporting News, USA Today, Pro Football Weekly/Pro Football Writers Association, Football Digest, NEA); First-team All-AFC (Pro Football Weekly); Seattle Post-Intelligencer Sports Star of the Year finalist; Marcus Nalley Trophy (Seahawks MVP as voted by teammates); AFC Defensive Player of Week 3 (at New England).*

COLLEGE: First-team All-America choice by The Sporting News in 1989, and a second-team selection by Associated Press. Took over as the starter as a senior and finished the season with 92 tackles (45 solo), 22 tackles for loss, 7.5 sacks, 16 quarterback pressures, and one fumble recovery as Miami captured the national championship with an 11-1 record. Led the team in tackles for loss, ranked second in sacks, and led all defensive linemen in tackles. Had a season-high 13 tackles (9 solo), including a sack, two tackles for loss, and two quarterback pressures in a 27-10 win over Notre Dame. Also had 13 tackles with a sack and two tackles for loss against Pittsburgh. Saw action in all 12 games with the Hurricanes in 1988 after transferring from Northwest Mississippi Junior College. Credited with 27 tackles, six tackles for loss, seven pressures, and two sacks. Totaled 114 tackles, 28 tackles for loss, and 9.5 sacks at Miami as teams posted a 22-2 record. Had 129

tackles in two junior college seasons, 22 tackles for loss, and 15 sacks. Majored in Criminology.

PERSONAL: Attended Rivercrest High School in Wilson, Arkansas. School retired his jersey in 1991. Hosts an annual scholarship banquet and football clinic for youngsters between the ages of eight and 16 at his alma mater during the offseason. Changed his jersey number from 96 to 99 for the 1992 season to honor his friend and fellow University of Miami alum Jerome Brown, who was killed in a car accident in June, 1992.

KENNEDY'S NFL RECORD

		Defense							
Club	G/S	Tkl	So	Ast	T/L	Sacks	FF	FR	
1990 Seattle	16/2	48	37	11	6.0	1.0	1	1	
1991 Seattle	16/16	73	64	9	12.0	6.5	1	1	
1992 Seattle	16/16	92	76	16	*28.0	14.0	4	1	
NFL TOTALS	48/34	213	177	36	46.0	21.5	6	3	

Totals include special teams statistics. Tackles for loss includes sacks.

SINGLE GAME HIGHS

Defense

Tackles (Solos and Assists): 12, vs. Kansas City 12/1/91 (10+2)

Tackles For Loss (Includes sacks): 5.0, vs. L.A. Raiders 10/18/92

Sacks: 3.0, at New England 9/20/92

Interceptions: None

Forced Fumbles: 2, at New England 9/20/92

Fumble Recoveries: 1, 3 Times (Last: at Kansas City 9/13/92)

* Team Record

KENNEDY GAME BY GAME IN 1992

	T	S	A	Sacks	Yds	T/L	Yds	PD	FF	FR
09/06 Cincinnati	8	7	1	1.0	2.0	1.5	2.5	0	1	0
09/13 @Kansas City	3	3	0	0.5	1.0	0.5	1.0	0	0	1
09/20 @New England	7	6	1	3.0	23.0	4.5	30.0	0	2	0
09/27 Miami	4	3	1	0.0	0.0	2.0	2.0	0	0	0
10/4 @San Diego	3	3	0	0.0	0.0	0.0	0.0	0	0	0
10/11 @Dallas	5	5	0	1.0	3.0	2.0	4.0	0	0	0
10/18 LA Raiders	7	7	0	2.0	15.0	5.0	21.0	0	0	0
10/25 @NY Giants	6	6	0	0.0	0.0	1.0	4.0	0	0	0
11/08 Washington	9	5	4	0.0	0.0	1.0	4.0	0	0	0
11/15 @LA Raiders	6	4	2	1.0	9.0	2.0	13.0	0	0	0
11/22 Kansas City	7	4	3	0.0	0.0	0.0	0.0	0	0	0
11/30 Denver	7	7	0	1.0	6.0	2.0	7.0	0	0	0
12/06 @Pittsburgh	6	5	1	1.0	2.0	1.0	2.0	1	0	0
12/13 Philadelphia	7	6	1	2.0	22.0	3.0	23.0	2	0	0
12/20 @Denver	2	2	0	1.0	3.0	2.0	6.0	0	1	0
12/27 San Diego	5	3	2	0.5	3.0	0.5	3.0	2	0	0
TOTALS	92	76	16	14.0	89.0	28.0	122.5	5	4	1

T - Total Tackles; **S** - Solo Tackles; **A** - Assisted Tackles; **QB** - Quarterback Sacks; **Yds** - Yards Lost; **T/L** - Tackles for Loss; **PD** - Passes Defensed; **FF** - Forced Fumbles; **FR** - Fumble Recoveries





63 RONNIE LEE

T

Height: 6-3 **Weight:** 295
College: Baylor
NFL Experience: 15th Year
How Acquired: Trade (Atlanta 1990)
1992 Games Played/Started: 9/5
Career Games Played/Started: 184/118
Birthdate: December 24, 1956
Birthplace: Pine Bluff, AK
Residence: Pembroke Pines, FL

1992: Began the season as the starter at right tackle, but was hampered by a knee injury that ultimately landed him on injured reserve and necessitated offseason surgery. Started four-of-the-first-five games, missing at San Diego on October 4 because of the knee. Returned to start at Dallas on week six, but then was limited to special teams duty only in three-of-the-next-six games. Was inactive at Pittsburgh on week 13 before being placed on injured reserve for the season's final three games.

CAREER: Started his career as a tight end after being the third-round 1979 draft choice of the Miami Dolphins. Was switched to tackle during the 1983 training camp and waived by Miami prior to the season. Signed with Atlanta as a free agent prior to the third regular season game. Re-acquired by Miami on August 27, 1984, in exchange for cornerback Gerald Small and a sixth-round 1985 draft choice. Signed by the Atlanta Falcons as a Plan B Free Agent on March 5, 1989. Acquired by the Seahawks in exchange for a seventh-round 1991 draft choice on August 28, 1990. **1979:** Played 16 games, starting two, with Miami. Caught 2 passes for 14 yards. **1980:** Played 16, starting 13, including the last 11. Caught seven passes for 83 yards and two touchdowns. **1981:** Started 16 games, caught 14 passes for 64 yards with one touchdown. **1982:** Played 9 games, starting 4, and caught 2 passes for 6 yards. **1983:** Switched to offensive tackle and gained 18 pounds to 254. Waived by Miami and played in 12 games with the Atlanta Falcons after signing as a free agent prior the third regular season game. **1984:** Re-acquired by the Dolphins on August 27. Played 16 games as a reserve. Appeared in Super Bowl XIX. **1985:** Played 15 games, starting 13, at tackle. **1986:** Played 10 games, starting nine, at right guard. Started the first six and last three games. Missed five games on injured reserve with a groin injury. **1987:** Played and started nine games at right tackle. Missed three games because of a groin injury. **1988:** Started 16 games at right tackle and was named Dolphins Offensive Lineman of the Year. Part of a line that set NFL records for fewest sacks allowed (7) and most consecutive games without allowing a sack (12). **1989:** Started 15 games at right tackle. **1990:** Acquired by the Seahawks for a seventh-round 1991 draft choice on August 28. Played in 15 games, starting nine, including the last eight, at right tackle. **1991:** Played 10 games, starting seven at right tackle. Injured a quadriceps muscle in practice prior to the season opener and played just the first three plays at New Orleans before leaving the game. Did not play again on offense until the fourth quarter of the first Los Angeles Raiders game and then started the last six games.

COLLEGE: Four-year letterman. Southwest Conference Freshman of the Year and first-team All-SWC in 1975. Second-team all-conference choice in 1977. Ended his career with 53 receptions for 694 yards and five touchdowns. Played in the Senior Bowl, Hula Bowl, and East-West Shrine Game after his senior year.


PERSONAL: Attended Tyler High School in Tyler, Texas, and was a high school teammate of 1993 Pro Football Hall of Fame

inductee running back Earl Campbell. Ronnie, and his wife, Tessie, have three children, LaWhalen, Rhonnie, and Sheena.

Career Games Played/Started: 1979 (Miami) - 16/2; 1980 (Miami) - 16/13; 1981 (Miami) - 16/16; 1982 (Miami) - 9/4; 1983 (Atlanta) - 12/0; 1984 (Miami) - 16/0; 1985 (Miami) - 15/13; 1986 (Miami) - 10/9; 1987 (Miami) - 9/9; 1988 (Miami) - 16/16; 1989 (Miami) - 15/15; 1990 (Seattle) - 15/9; 1991 (Seattle) - 10/7; 1992 (Seattle) - 9/5; **Seattle Totals - 34/21; Career Totals - 184/118.**

ADDITIONAL STATISTICS

Receiving: 2 for 14 yards., 7.0 average, 10 long in 1979; 7 for 83 yards, 11.9 average, 41 long, 2 touchdowns in 1980; 14 for 64 yards, 4.6 average, 11 long, 1 touchdown in 1981; 2 for 6 yards, 3.0 average, 5 long in 1982; **25 for 167 yards, 6.7 average, 41 long, 3 touchdowns, career.**



84 KELVIN MARTIN WR

Height: 5-9 **Weight:** 162
College: Boston College
NFL Experience: 7th Year
How Acquired: UFA (Dallas '93)
1992 Games Played/Started: 16/1
Career Games Played/Started: 82/35
Birthdate: May 14, 1965
Birthplace: San Diego, CA
Residence: Coppell, TX

1993: Signed as an unrestricted free agent on April 1.

CAREER: Originally drafted on the fourth round by the Dallas Cowboys in 1987. Finished his six-year Dallas career as the team's tenth leading receiver with 212 for 2,703 yards, and eight touchdowns. Ranks first all-time in punt return yards (1,430), was second in both punt returns (138), and average per return (10.4), and tied for first with three punt return touchdowns, all in the past two seasons. Was Dallas' leading receiver in both 1989 and 1990.

1987: Played in the last seven game as a reserve wide receiver and No. 1 punt returner. Did not play on week one and missed the next seven games on injured reserve. Averaged 9.8 yards on 22 punt returns, the highest average by a Dallas player since 1980, and 19.8 on 12 kickoff returns. Caught five passes for a 20.6 yard average. **1988:** Played 16 games, starting seven. Finished third on the team in receptions (49), and yards (644). Caught a 35-yard touchdown pass against Washington despite playing with a wrist that was broken earlier in the game. Twice caught a single-game best eight passes, at New Orleans for 95 yards, and at Philadelphia for 97 yards. Averaged 8.2 yards on 44 punt returns.

1989: Led team in both receptions (46), and yards (644), despite playing in only the first 11 games. Missed the last five contests after suffering a knee injury against Miami on November 19. Ranked tenth in the NFC in both receptions and yards at the time of his injury. Caught his 100th career pass versus the Dolphins before his injury. **1990:** Started all 16 games and led team in receptions and yards for the second consecutive season. Finished with career highs in both receptions, 64, and yards, 732. The reception total equaled the third most by a wide receiver in team history and he also equaled the team mark of three straight seasons with 45-or-more receptions set first by Bob Hayes, and then tied by Drew Pearson and Tony Hill. Was Dallas' leading receiver in six of the season's last eight games, including a single-game high eight against the New York Jets. Had 38 of his total in the last half of the season. Moved into third all-time with an 8.7 yard punt return average. **1991:** Played 16 games as a punt returner and reserve wide receiver. Finished third in the NFC with an 11.6 yard punt return average. Was the fifth highest average in

Dallas history and the highest since 1972. Returned one punt 85 yards for the game winning touchdown in a 25-13 win over the Philadelphia Eagles. Had a club record 124 punt return yards against Philadelphia. Used as a third down receiver and finished the season with 16 receptions for 243 yards and no scores. Had one punt return for 18 yards in the postseason. **1992:** Played 16 games and started the season opener at wide receiver. Finished second in the NFL with a 12.7 yard punt return average on 42 returns and had a league high two return touchdowns. Scored on a 79-yard return against the defending Super Bowl champion Washington Redskins in the season opener and had a 74-yarder versus the Los Angeles Rams. Was the Cowboys' fourth-leading receiver with 32 for 359 yards and three touchdowns, and returned 24 kickoffs for a 21.0 yard average, to rank tied for ninth in the NFC.

COLLEGE: Finished his four-year career as the school's all-time leader in receptions (133), receiving yardage (2,377) and receiving touchdowns (28). First team All-East as a junior and senior. Team co-captain as a senior. Caught a career best 49 passes for 958 yards as a junior, and had 41, with eight touchdowns, as a senior. Earned offensive most valuable player honors in the 1987 Hall of Fame Bowl, a 27-24 win over Georgia. Caught three passes for 98 yards, including the game-winning touchdown with 32 seconds left. Also played in the 1985 Cotton Bowl. College roommate was current Miami Dolphins running back Troy Stradford. Majored in Speech Communications.

PERSONAL: All-city and all conference wide receiver at Ribault High School in Jacksonville, Florida. Kelvin and his wife, Lynn, have a son, Kelvin, Jr.

MARTIN'S NFL RECORD

Receiving

	Club	G/S	No	Yds	Avg	LG	TD
1987	Dallas	7/0	5	103	20.6	33	0
1988	Dallas	16/7	49	622	12.7	35t	3
1989	Dallas	11/11	46	644	14.0	46	2
1990	Dallas	16/16	64	732	11.4	45	0
1991	Dallas	16/0	16	243	15.2	27	0
1992	Dallas	16/1	32	359	11.2	27	3
NFL TOTALS		82/35	212	2703	12.8	46	8

Punt Returns

	Club	G/S	No	FC	Yds	Avg	LG	TD
1987	Dallas	7/0	22	2	216	9.8	38	0
1988	Dallas	16/7	44	15	360	8.2	21	0
1989	Dallas	11/11	4	5	32	8.0	12	0
1990	Dallas	16/16	5	3	46	9.2	17	0
1991	Dallas	16/0	21	8	244	11.6	85t	1
1992	Dallas	16/1	42	18	532	12.7	79t	2
NFL TOTALS		82/35	138	51	1430	10.4	85t	3

Kickoff Returns

		G/S	No	Yds	Avg	LG	TD
1987	Dallas	7/0	12	237	19.8	38	0
1988	Dallas	16/7	12	210	17.5	31	0
1989	Dallas	11/11	0	0	0.0	0	0
1990	Dallas	16/16	0	0	0.0	0	0
1991	Dallas	16/0	3	47	15.7	25	0
1992	Dallas	16/1	24	503	21.0	59	0
NFL TOTALS		82/35	51	997	19.5	59	0

SINGLE GAME HIGHS

Receiving

Most Receptions: 8, at New Orleans 10/3/88
8, at Philadelphia 10/23/88
8, at N.Y. Jets 11/4/90

Most Yards: 97, at Philadelphia 10/23/88

Longest Reception: 46, vs. N.Y. Giants 10/1/89

Most Touchdowns: 2, at New Orleans 10/3/88



36 RUEBEN MAYES RB

Height: 5-11 **Weight:** 201
College: Washington State
NFL Experience: 6th Year
How Acquired: Trade (New Orleans '92)
1992 Games Played/Started: 16/0
Career Games Played/Started: 75/41
Birthdate: June 6, 1963
Birthplace: N. Battleford, Saskatchewan
Residence: Lynnwood, WA

1992: Played 16 games as a reserve running back, behind 1,000-yard rusher Chris Warren, and kickoff returner. Carried 28 times for 74 yards and caught two passes for 13 yards. Saw his most extensive action against San Diego on December 27 after Warren was sidelined with a concussion. Gained 36 yards on 11 attempts and caught one pass for six yards. Finished the season with 19 kickoff returns for a 16.4 yard average, and a long of 29. Was acquired from the New Orleans Saints on April 26 in exchange for a fourth-round 1992 draft choice.

CAREER: Former third-round New Orleans Saints draft choice who developed into one of the NFL's top rushers before suffering injuries. Finished his four seasons in New Orleans as the franchise's second all-time leading rusher with 3,408 yards on 837 attempts, a 4.1 yard average and 23 touchdowns. Also added 55 receptions for 388 yards, a 7.1 average, and no scores. Has 11 career 100-yard games. **1986:** Was the first of three third-round New Orleans draft choices. Played 16 games, starting 12, and was the NFL's leading rookie rusher, ranking fourth overall, with 1,353 yards, despite not starting until the fifth week. NFC Pro Bowl selection and consensus first-team all-rookie. Had six 100-yard games, topped by a 203-yard, 28-carry, two-touchdown outing against Miami. Yardage total was second in team history. Ranked third in the NFL with a 4.7 yard per carry average. Carried only 22 times for 120 yards through the first four games. **1987:** Started 12 games and missed his second consecutive 1,000-yard season because of the players strike. Had a team-high 917 yards as the Saints advanced to the playoffs for the first time in their 21-year history. Carried 243 times, averaged 3.8 yards per carry, scored five times, and went over 100 yards three times. Suffered a knee injury in the NFC Wild Card loss to Minnesota and underwent surgery. **1988:** Played 16 games, starting nine, as he shared time with Dalton Hilliard. Second in rushing with 628 yards on 170 attempts. Recorded his 10th 100-yard game with 115 against Denver. Totaled a career-best 103 receiving yards on 11 receptions. **1989:** Missed the entire season on injured reserve after undergoing Achilles tendon surgery on October 13. **1990:** Played 15 games, starting eight. Tied a team record with three rushing touchdowns against Phoenix. Rushed for 115 yards at Cincinnati and had his career long 66-yard reception at Atlanta. **1991:** Did not play in the National Football League after announcing his retirement on August 19.

HONORS: **1986,** *NFC Pro Bowl squad; Offensive Rookie of the Year (Associated Press, Pro Football Weekly, Newspaper Enterprise Assn.); Rookie of the Year (The Sporting News); Second-team All-NFC (UPI); First-team All-Rookie (Professional Football Writers of America, UPI, Pro Football Weekly).* **1987,** *NFC Pro Bowl Squad; First-team All-NFC (UPI).* **1988,** *Ed Block Courage Award.*

COLLEGE: Four-year letterman and three-year starter. Finished his career with school records for rushing yards (3,519), attempts (636), touchdowns (23), average per carry (5.5), 100-yard games (23), and all-purpose yards (4,418). Finished his career as the Pac

10's sixth-leading rusher. Four-of-the-top-five are former University of Southern California tailbacks. Two-time first-team All-Pac 10, two-time conference rushing champion, and two-time offensive player of the year. Set an NCAA record with 357 yards against Oregon as a junior. Finished second in the country in rushing with 1,674 yards. Had seven straight 100-yard games as a junior and finished his senior season with four straight with at least 150 yards. Also lettered in track as a sprinter. Played in the Blue-Gray Classic and East-West Shrine Games after his senior season. Inducted into the Washington State Hall of Fame in June, 1993. Majored in Political Science.

PERSONAL: Lettered in football and track at North Battleford Comprehensive High School in North Battleford, Saskatchewan, Canada. Rueben and his wife, Marie (1/30/88), have a son, Logan, who was born on May 16, 1993. Finished work on his Sociology degree at Washington State University and graduated in May, 1992.

MAYES' NFL RECORD

Rushing

Club	G/S	Att	Yds	Avg	LG	TD
1986 New Orleans	16/12	286	1353	4.7	50	8
1987 New Orleans	12/12	243	917	3.8	38	5
1988 New Orleans	16/9	170	628	3.7	21	3
1989 New Orleans		Injured Reserve (Achilles)				
1990 New Orleans	15/8	138	510	3.7	18	7
1991 New Orleans		Did Not Play (Retired)				
1992 Seattle	16/0	28	74	2.6	14	0
NFL TOTALS	75/41	865	3482	4.0	50	23

Receiving

Club	G/S	No	Yds	Avg	LG	TD
1986 New Orleans	16/12	17	96	5.6	18	0
1987 New Orleans	12/12	15	68	4.5	16	0
1988 New Orleans	16/9	11	103	9.4	25	0
1989 New Orleans		Injured Reserve (Achilles)				
1990 New Orleans	15/8	12	121	10.1	66	0
1991 New Orleans		Did Not Play (Retired)				
1992 Seattle	16/0	2	13	6.5	7	0
NFL TOTALS	75/41	57	401	7.0	66	0

ADDITIONAL STATISTICS

Kickoff Returns: 10 for 213 yards, 21.3 average, 34 long, 0 touchdowns in 1986; 7 for 132 yards, 18.9 average, 33 long, 0 touchdowns in 1988; 2 for 39 yards, 19.5 average, 21 long, 0 touchdowns in 1990; 19 for 311 yards, a 16.4 average, 29 long, 0 touchdowns in 1992; **38 for 695 yards, 18.3 average, 34 long, 0 touchdowns, in career.**

SINGLE GAME HIGHS

Rushing

Most Attempts: 33, vs. New England 11/30/86
Most Yards: 203, vs. Miami 12/7/86
Longest Run: 50, vs. New England 11/30/86
Longest Touchdown Run: 37, vs. Miami 12/7/86
Most Touchdowns: 3, vs. Phoenix 9/23/90



44 DAVE McCLOUGHAN S

Height: 6-1 **Weight:** 185
College: Colorado
NFL Experience: 3rd Year
How Acquired: Trade (GB 1993)
1992 Games Played/Started: 5/0
Career Games Played/Started: 21/0
Birthdate: November 20, 1966
Birthplace: San Leandro, CA
Residence: Loveland, CO

1993: Acquired from the Green Bay Packers in exchange for a sixth-round 1993 draft choice on April 26.

CAREER: Originally the third-round draft choice of the Indianapolis Colts in 1991. Acquired by Green Bay from the Colts for a sixth-round 1993 draft choice on August 19, 1992. **1991:** Played 15 games as a reserve with the Indianapolis. **1992:** Played five games as a reserve cornerback with Green Bay. Inactive for games on weeks two, four, and eight. Missed the last eight weeks on injured reserve with a foot injury.

COLLEGE: Four-year letterman and three-year starter at the University of Colorado. Also lettered in track. Finished his career with 122 tackles and eight interceptions. Led the nation in punt returns as a senior with a 15.9 yard average on 29 returns, including a 55-yard touchdown against Tennessee and a 90-yarder against Kansas. First-team All-Big Eight as a junior and first-team all-academic pick as a sophomore. Redshirted in 1986. Graduated with a degree in Marketing.

PERSONAL: Attended Loveland High School in Loveland, Colorado, lettering in football, basketball, and track. His father, Kent, played collegiately at Nebraska and professionally with the Oakland Raiders from 1966-70, and currently works in the Los Angeles Raiders scouting department. Kent was a Raiders teammate of Seahawks General Manager/Head Coach Tom Flores in the 1965 and 1966 seasons.

ADDITIONAL STATISTICS

Tackles: 7 (all solo) in 1991; 0 in 1992.

Career Games Played/Started: 1991 (Indianapolis) - 15/0; 1992 (Green Bay) - 5/0; **Career** - 21/0.



10 DAN MCGWIRE QB

Height: 6-8 **Weight:** 243
College: San Diego State
NFL Experience: 3rd Year
How Acquired: Draft (1st round 1991)
1992 Games Played/Started: 2/1
Career Games Played/Started: 3/2
Birthdate: December 18, 1967
Birthplace: Pomona, CA
Residence: Redmond, WA

1992: Began the season as the backup to Kelly Stouffer. Saw his first action at San Diego on October 4, when a shoulder injury forced Stouffer out of the game. Played two plays in the first half and the entire second half, completing 12-of-21 passes for 70 yards with three interceptions. Made his second career start at Dallas on October 11, and was five-of-nine for 46 yards before suffering a broken hip while being sacked in the third quarter. Missed the last 10 games on injured reserve.

CAREER: Was the Seahawks first-round draft choice, the 16th player chosen overall, and first quarterback taken in 1991. Was the first quarterback ever selected by the Seahawks in the first round.

1991: Started and played the first half against the Indianapolis Colts in his only regular season game action. Completed 3-of-7 passes for 27 yards with one interception as Seahawks took a 17-0 halftime lead in a 31-3 win. Did not play in the second half. Active for five other games.

COLLEGE: Played two seasons at San Diego State after transferring from the University of Iowa. Ranks second in San Diego State history with 528 completions and 7,484 yards, and threw 43 touchdown passes, fourth in school history. Attempted 889 passes, completing 59.1%. First-team All-Western Athletic Conference as a senior after throwing for 3,833 yards and 27 touchdowns with only seven interceptions. Completed 60.1% (270-of-449). Ranked fourth in passer efficiency in the country at 148.6.

Second-team All-WAC Academic pick. Led the country in interception-avoidance at 1.56%. Completed 60.1% (270-449) of his passes. Had 178 attempts without an interception and had eight 300-plus yard games as a senior, including 530 against New Mexico. The 530 yards was six off the school record, but set a single-game total yardage record of 528 yards. Had 429 yards against Hawaii, 415 and five touchdowns against Wyoming, 369 and three scores, on a BYU stadium record 59 attempts, 344 against Texas-El Paso, 343 and three scores against UCLA, 343 and three versus Air Force, and 323 and two scores against Miami. Was 258-440 (58.6%) with 3,651 yards, 16 touchdowns and 19 interceptions in 1989. Ranks second and third in single-season passing yardage. Threw for 361 yards and two scores against Air Force in his first game at San Diego State and had 510 yards versus Utah, 426 against New Mexico State, 319 versus Hawaii, and 307 against Cal State-Fullerton. Redshirted in 1988 after transferring. Started a pair of games in 1987 at Iowa and completed 41-of-72 passes for 506 yards, four touchdowns and two interceptions. Finished his four seasons completing 575-of-973 passes for 8,164 yards, with 49 touchdowns and 30 interceptions. Graduated with a degree in Public Administration.

PERSONAL: Attended Claremont High School in Claremont, California, lettering football and basketball. Threw for 6,559 yards and 65 touchdowns in his career, including 3,172 yards and 33 scores as a senior. Teams were 36-3-1 with him as a starter. Has four brothers, including Oakland Athletics all-star and Gold Glove first baseman Mark McGwire. Shortest brother is 6'-3". Dan and his wife, Dana, were married in March, 1992. Dana's father, Dan Orlich, played with the Green Bay Packers from 1949-51, and holds the all-time trap shooting mark, hitting 400-of-400 targets.

McGWIRE'S NFL RECORD

Year	Club	Passing								
		G/S	Att	Comp	Yds	Pct	TD	Int	LG	T/Y
1991	Seattle	1/1	7	3	27	42.9	0	1	13	0/0
1992	Seattle	2/1	30	17	116	56.7	0	3	20	7/58
NFL TOTALS		3/2	37	20	143	54.1	0	4	20	7/58

ADDITIONAL STATISTICS

Rushing: 3 for 13 yards, 4.3 average, 11 long, 0 touchdowns in 1992.



47 DARIAN MCKINNEY TE

Height: 6-6 **Weight:** 240
College: Central Michigan
NFL Experience: 1st Year
How Acquired: Free Agent (1992)
1992 Games Played/Started: 0/0
Career Games Played/Started: 0/0
Birthdate: November 11, 1969
Birthplace: Lansing, MI
Residence: Kirkland, WA

1992: Re-signed as a free agent on February 24. Originally signed to the Seahawks practice squad on December 16 and spent the last two weeks on the practice squad. Originally signed as a free agent with the Los Angeles Rams on May 5, and was waived on August 25. Ended the preseason with the Rams catching three passes for 22 yards, a 7.3 yard average, and one score, that on a 13-yard catch against the Seahawks on August 6.

COLLEGE: Transferred to Central Michigan from the University of Detroit to play basketball. Only played football as a senior. Caught 19 passes for 142 yards, a 7.5 yard average, and one score in 1991. Scored with an 11-yard reception against Michigan State in a 20-3 win. Played forward and center in two seasons of basketball

for the Chippewas, twice leading them in rebounding. Earned first-team All-Mid-America conference honors as a senior. Averaged 9.0 rebounds and was second in scoring at 17.9 points per game. Had 24 points and 19 rebounds against the University of Michigan. Averaged 15.0 points and 7.4 rebounds as a junior, while starting 26-of-27 games. Also led in steals with 40. Redshirted in 1989-90 after transferring. Originally enrolled at the University of Detroit in 1987. Named All-Midwestern Cities Conference Newcomer of the Year as a freshman and was a first-team All-MCC choice as a sophomore. Averaged 16.1 points and 7.1 rebounds as a sophomore and 13.4 points and 7.1 as a freshman. Majored in Criminal Justice.

PERSONAL: Football, basketball, and track letterman at Sexton High School in Lansing, Michigan. All-State Class A choice in both football and basketball. Played tight end and outside linebacker.



71 BRYAN MILLARD **G**

Height: 6-5 **Weight:** 283
College: Texas
NFL Experience: 10th Year
How Acquired: Free Agent (USFL 1984)
1992 Games Played/Started: 0/0
Career Games Played/Started: 121/99
Birthdate: December 2, 1960
Birthplace: Sioux City, IA
Residence: Redmond, WA

1992: Missed the entire season on injured reserve after suffering a back injury during training camp. Had not missed a play due to injury since November 6, 1988, a span of 54 games and 3,249 plays, prior to 1992.

CAREER: Signed with the Seahawks during the 1984 preseason as a free agent after two seasons (1983 and 1984) with the New Jersey Generals of the United States Football League. Ranks 13th all-time with 121 games played, more than any other offensive lineman in Seattle history except former teammate Edwin Bailey, who had 139. Has started at three different line positions, right guard (94 games), left tackle (4), and right tackle (one) in his Seattle career. Only Seattle offensive lineman to be named a first-team All-NFL choice or Pro Bowl alternate. **1983:** Drafted on the 12th round of the January USFL draft by the New Jersey Generals and started the first seven games. Opened the first three at left tackle before moving to right tackle. Missed the last 11 weeks on injured reserve with a knee injury. **1984:** Started 17-of-18 regular season games and one postseason contest at right tackle for New Jersey. Signed with the Seahawks as a free agent on August 7 and played 14 games as a reserve. Missed the last two games and the postseason on injured reserve with a back injury. **1985:** Played in 16 games and started nine at three different offensive line positions, four games at left tackle, four at right guard and one at right tackle. **1986:** Took over as the starter at right guard. Did not miss a play all season. **1987:** Started 12 games and the AFC Wild Card game. Became the first offensive lineman in team history to earn first-team All-NFL honors. Caught a deflected pass at Denver. **1988:** Played 15 games, starting 14. Missed one game and played on special teams only in another after suffering a rib injury at the Los Angeles Rams. First-team All-NFL choice for the second consecutive years and was a first alternate to the Pro Bowl. **1989:** Started 16 games and did not miss a play. **1990:** Started 16 games and did not miss a play. **1991:** Started 16 games at right guard and was voted a first alternate to the Pro Bowl for the second time in his career. Missed only three plays all season after being ejected

for fighting, but they snapped a streak of 2,646 consecutive plays over 54 games.

HONORS: **1987**, First-team All-NFL (NFL Films). **1988**, AFC Pro Bowl first alternate; First-team All-NFL (Sports Illustrated); Second-team All-AFC (UPI, College and Pro Football Newsweekly). **1991**, AFC Pro Bowl first alternate.

COLLEGE: A two-year starter and first-team All-Southwest Conference selection. Team co-captain as a senior. Played in the 1979 Sun Bowl, 1980 Bluebonnet Bowl, and 1982 Cotton Bowl, while a member of the Longhorns. Also played in the 1983 Hula Bowl, after his senior season. Majored in Education.

PERSONAL: Lettered in football and track at Dumas High School in Dumas, Texas. Bench presses over 560 pounds. Hobbies include playing country and western guitar and has performed in the Seattle area. Also has been a guest deejay on a local C&W station. Hosts an annual bass tournament to benefit Easter Seals during the offseason. Won the 1993 NFLPA Bass Fishing Tournament at Lake Sam Rayburn in Jasper, Texas. Bryan and his wife, Connie, have two daughters, Allissa LeShea and Lexi Nicole. Spent the 1992 offseason in school finishing work on his degree.

ADDITIONAL STATISTICS


Career Games Played/Started: 1984 (Seattle) - 14/0; 1985 (Seattle) - 16/9; 1986 (Seattle) - 16/16; 1987 (Seattle) - 12/12; 1988 (Seattle) - 15/14; 1989 (Seattle) - 16/16; 1990 (Seattle) - 16/16; 1991 (Seattle) - 16/16; 1992 (Seattle) - IR; **Career Totals - 121/99.**

Career Playoff Games Played/Started: 1984 (Seattle) - IR; 1987 (Seattle) - 1/1; 1988 (Seattle) - 1/1; **Career Totals - 2/2.**

Pass Receptions: 1 for -5 yards in 1987.

Own Fumble Recoveries, 1 in 1986; 2 in 1987; 1 in 1989; 1 in 1990; 1 in 1991; **6 in career.**

Forced Fumbles, 1 in 1991.



98 KEVIN MURPHY LB

Height: 6-2 **Weight:** 235

College: Oklahoma

NFL Experience: 7th Year

How Acquired: UFA (San Diego 1993)

1992 Games Played/Started: 14/1

Career Games Played/Started: 102/54

Birthdate: September 8, 1963

Birthplace: Dallas, TX

Residence: Odessa, FL

1993: Signed as an unrestricted free agent on April 14.

CAREER: Drafted originally by the Tampa Bay Buccaneers on the second-round in 1986. Played 88 games, starting 53 with the Bucs before being traded to the San Diego Chargers for a third-round draft choice on August 26, 1992. Credited with 336 total tackles, 12 sacks, 19 tackles for loss, 13 forced fumbles, five fumble recoveries, and one interception with Tampa Bay. Ranks tied for second in Tampa Bay history with 13 caused fumbles. Of his 53 starts, 47 came at left outside linebacker and six were at right outside. **1986:** Played in 16 games as a reserve. Second on the team with 18 special teams tackles. **1987:** Hampered by a hamstring injury suffered in the season opener and missed three games. Credited with five special teams tackles. **1988:** Started 16 games at left outside linebacker. Posted career-high with 75 tackles, nine tackles for loss, and one sack. Returned his first career interception 35 yards for a touchdown against Green Bay in a 27-24 win. **1989:** Started 16 games at left outside linebacker for the second consecutive season. Upped his single-season high tackle total to 83, including a single-game high 16 at Minnesota. Had six sacks in the season's first six games. **1990:** Played 15

games, starting seven, six at right outside linebacker and one at left outside. Credited with 77 tackles and four sacks. **1991:** Started 14-of-16 games at left outside linebacker as Tampa Bay switched from the 3-4 to the 4-3. Did not start two games versus Detroit as the Buccaneers opened in a 4-2-5 alignment to defend the run-and-shoot. **1992:** Acquired by the San Diego Chargers for a third-round draft choice on August 26. Played 14 games as a reserve and started at outside linebacker against the Los Angeles Raiders on November 29. Played as a reserve in both Chargers playoff games.

COLLEGE: First-team All-America choice by The Sporting News, and Newspaper Enterprise Association as a senior. Second-team pick by Associated Press, College and Pro Football Newsweekly, and Football News. Big Eight Defensive Player of the Year and three-time first-team All-Eight choice. Finished his career as the second-leading tackler in school history with 342. Added 24 tackles for loss and 12 sacks. Had 144 tackles in 1983 and was a first-team All-America choice by NEA and The Sporting News. Started every game in 1985 as Oklahoma won the National Championship and had 93 tackles, after being hampered by a foot injury in 1984. Credited with 82 tackles as a freshman. Graduated with a degree in Marketing.

PERSONAL: Played running back at Berkner High School in Richardson, Texas. Kevin's wife, Sheri, works for IBM. Has been active with Tampa Bay "Say No to Drugs" campaign.

MURPHY'S NFL RECORD

Defense

Club	G/S	Tkl	So	Ast	T/L	Sacks	FF	FR
1986 Tampa Bay	16/0	29	18	11	2.0	0.0	3	1
1987 Tampa Bay	9/0	11	9	2	0.0	0.0	1	0
1988 Tampa Bay	16/16	75	49	26	9.0	1.0	2	1
1989 Tampa Bay	16/16	83	64	19	12.0	6.0	4	2
1990 Tampa Bay	15/7	77	57	20	6.0	4.0	3	0
1991 Tampa Bay	16/14	61	31	30	2.0	1.0	0	1
1992 San Diego	14/1	2	1	1	0.0	0.0	0	0

NFL TOTALS 102/54 338 229 109 31.0 12.0 13 5

Tackles for Loss includes sacks

ADDITIONAL STATISTICS

Interceptions: 1 in 1988 (TD).

Special Team Tackles: 1986 - 18; 1987 - 4; 1990 - 1; 1992 - 4; **Career - 27.**

Blocked Kicks: 1 FG in 1992.

Playoff Games Played/Started: 1992 (San Diego) - 2/0.



72 JOE NASH

DT

Height: 6-3

Weight: 278

College: Boston College

NFL Experience: 12th Year

How Acquired: Free Agent (1982)

1992 Games Played/Started: 16/16

Career Games Played/Started: 162/127

Birthdate: October 11, 1960

Birthplace: Boston, MA

Residence: Natick, MA

1992: Started 16 games at left defensive tackle. Ended the season with 67 tackles, 6.5 tackles for loss, 4.5 sacks, and a blocked field goal, according to unofficial press box statistics. Tackle total was his highest since 1989. Was credited with nine tackles, a sack, and blocked the 10th place kick of his career versus the Philadelphia Eagles on December 13. Became only the third player in team history to play in at least 160 games and now ranks third with 162, trailing Steve Largent (200) and Jacob Green (178). His 127 starts ranks sixth all-time. Voted the co-winner, along with Jeff Bryant, of the Steve Largent Award, which goes to

the player who best exemplifies the spirit, dedication, and integrity of the Seattle Seahawks.

CAREER: Has spent his entire career with the Seahawks after signing as an undrafted free agent on May 14, 1982. Ranks third all-time in games played (162) and is sixth in starts (127). Only Jacob Green (178) has played in more games as a defensive lineman in team history. Is the all-time leader with ten blocked kicks, eight field goals and two PATs. Ranks seventh in tackles with 639, according to unofficial press box statistics, and is third in sacks with 44.0, trailing Green (116.0) and Jeff Bryant (62.0). Played defensive tackle in 1982 before switching to nose tackle from 1983-89, and then back to tackle in 1990. Has played in 162-of-163 games in his career missing only at San Diego in 1988 due to a knee injury. Voted into the Pro Bowl after the 1984 season and was a first alternate in 1985. **1982:** Played in seven-of-nine games and started the season finale against Denver at left tackle. **1983:** Became the starter at nose tackle on week nine, starting the last eight regular season games and all three in the postseason. Credited with 42 tackles, according to unofficial press box statistics, and added 15 in the playoffs, including 11 at the Los Angeles Raiders in the AFC Championship game. **1984:** AFC Pro Bowl selection and 16-game starter at nose tackle. Became the first Seahawks defensive lineman accorded Pro Bowl honors. Led all defensive linemen in tackles with 82 and added seven sacks. Recovered a fumble against Chicago for his first career touchdown. Tied a team record with two fumble recoveries against Cleveland. Blocked two field goals, one with 4:18 left preserving a 17-14 win over the Raiders. Started both playoff games. **1985:** Started 16 games and posted career-highs in tackles with 87 and in sacks with nine. Added two blocked place kicks. Pro Bowl first alternate. **1986:** Played 16 games, starting 11. Opened the first nine before playing as a reserve for five games. Returned to start the last two. Credited with 51 tackles and five sacks. **1987:** Started 12 games and had 44 tackles, three-and-a-half sacks and a blocked PAT. Recorded eight tackles in the AFC Wild Card game at Houston. **1988:** Played and started 15 games, missing at San Diego, snapping a streak of 85 straight played. Led all defensive linemen in tackles with 66. **1989:** Started 16 games and set a career high with 92 tackles, a total bettered by only one defensive lineman in team history. Also set personal single game marks for tackles (12), sacks (2.5) and forced fumbles (2) at Cincinnati. Blocked a team record three field goals, including one with 2:21 left to preserve a 17-16 win at San Diego. **1990:** Started all 16 games at left defensive tackle after moving from nose tackle. Credited with 53 tackles, one sack, two tackles for loss, and a forced fumble, according to unofficial press box statistics. **1991:** Played 16 games as a reserve defensive tackle and also saw some duty at end. Credited with 24 tackles, according to unofficial press box statistics. Voted by his teammates as the winner of the Ed Block Courage Award, which goes to the player overcoming the most in furthering his career.

HONORS: **1984,** *First-team All-NFL (AP, NFL Films, College and Pro Football Newsweekly, Pro Football Weekly); Second-team All-NFL (NEA); All-AFC (Pro Football Weekly, UPI); Gino Cappelletti Award by the New England 1776 Club (NFL player who has achieved the most after entering the league with the least fanfare); AFC Pro Bowl starter. 1985, Second-team All-NFL (NEA); AFC Pro Bowl first alternate. 1991, Ed Block Courage Award as voted by his teammates. 1992, Steve Largent Award co-winner (with Jeff Bryant).*

COLLEGE: Four-year letterman. Second-team All-New England selection as a senior. Had 88 tackles, one fumble recovery and five sacks in 1981. Sociology major.

PERSONAL: Attended Boston College High, where he lettered in



football and track. Joe, his wife, Nancy, have two daughters, Alissa, and Brooke, and a son Robbie. Joe works with the Robert Marcus Real Estate Company in Natick, Massachusetts, in the offseason.

NASH'S NFL RECORD

		Defense							
Club	G/S	Tkl	So	Ast	T/L	Sacks	FF	FR	
1982 Seattle	7/1	32	18	14	1.0	1.0	0	0	
1983 Seattle	16/8	43	29	14	3.0	3.0	2	0	
1984 Seattle	16/16	82	58	24	11.0	7.0	2	3	
1985 Seattle	16/16	87	67	20	17.0	9.0	2	0	
1986 Seattle	16/11	51	39	12	11.0	5.0	1	2	
1987 Seattle	12/12	44	35	9	7.0	3.5	1	0	
1988 Seattle	15/15	66	52	14	6.0	2.0	1	1	
1989 Seattle	16/16	92	65	27	9.0	8.0	3	0	
1990 Seattle	16/16	53	41	12	3.0	1.0	1	1	
1991 Seattle	16/0	24	20	4	2.0	0.0	0	0	
1992 Seattle	16/16	67	46	21	6.5	4.5	0	0	
NFL TOTALS	162/127	641	470	171	76.5	44.0	13	7	

Totals include special team tackles. Tackles for loss includes sacks.

ADDITIONAL STATISTICS

Scoring, 1 FR-TD in 1984.

Blocked Kicks, 2 FGs in 1984; 1 FG in 1985; 1 PAT in 1985; 1 PAT in 1987; 1 FG in 1988; 3 FGs in 1989; 1 FG in 1992; **10 in career (8 FGs, 2 PATs).**

Playoff Games Played/Started: 1983 (Seattle) - 3/3; 1984 (Seattle) - 2/2; 1987 (Seattle) - 1/1; 1988 (Seattle) - 1/1; **Career Totals - 7/7.**

POSTSEASON NFL RECORD

		Defense							
Club	G/S	Tkl	So	Ast	T/L	Sacks	FF	FR	
1983 Seattle	3/3	15	12	3	0.0	0.0	0	0	
1984 Seattle	2/2	9	7	2	1.0	0.0	0	0	
1987 Seattle	1/1	8	3	5	0.0	0.0	0	0	
1988 Seattle	1/1	3	2	1	0.0	0.0	0	0	
NFL TOTALS	7/7	35	24	11	1.0	0.0	0	0	

Totals include special teams statistics. Tackles for loss includes sacks.

SINGLE GAME HIGHS

Defense

Tackles (Solos and Assists): 12, at Cincinnati 12/10/89 (8+4)

Tackles For Loss (Includes sacks): 3.0, at San Diego 10/29/84


Sacks: 2.5, at Cincinnati 12/10/89

Interceptions: None

Forced Fumbles: *2, vs. Cleveland 9/3/84

Fumble Recoveries: *2, at Cincinnati 12/10/89

*Team Record



97 RUFUS PORTER LB

Height: 6-1 Weight: 227
College: Southern
NFL Experience: 6th Year
How Acquired: Free Agent (1988)
1992 Games Played/Started: 16/16
Career Games Played/Started: 75/46
Birthdate: May 18, 1965
Birthplace: Amite, LA
Residence: Katy, TX

1992: Started 16 games at right outside linebacker. Finished second in sacks with 9.5, was third in tackles with 90, and second in tackles for loss with 17, both career highs, according to unofficial press box statistics. Totaled three games with at least two sacks. Had 2.5 sacks among eight tackles and 3.5 tackles for loss against the Philadelphia Eagles on December 13. Had a season-high nine tackles, with three tackles for loss, two sacks, and a forced fumble at Kansas City. Was also credited with nine tackles against the San Diego Chargers on December 27, and had eight stops in the second Chiefs game, two for sacks, and seven in two other games.

CAREER: Ranks as one of the NFL's most respected outside pass rushers after signing with the Seahawks as an undrafted free agent in 1988. Spent his first two seasons on special teams, earning a pair of Pro Bowl berths, before moving into a designated pass rusher role in 1989 and then to a full-time starter in 1990. Has 35.0 sacks, ranking fourth all-time, in 46 starts, and 14 forced fumbles, tied for fourth. Led the team in sacks in both 1989 and 1991.

1988: Played 16 games and one playoff game on special teams. Named as the AFC's Pro Bowl special teams player after leading the team with 16 special teams tackles. Had four tackles in his first



game, earning a game ball. Saw some action at right end in the nickle late in the season and forced a fumble against Denver. **1989:** Played in 16 games and started three-of-the-first-four at left outside linebacker. Earned a second straight Pro Bowl trip as a special teamer. Made his biggest impression as a pass rusher, racking up a team-high 10.5 sacks, despite playing a limited amount. First-team All-NFL Pick by *Sports Illustrated* as a designated pass rusher. Had three sacks, two forced fumbles and drew a key holding penalty at San Diego in a 17-16 win and came back with two sacks the next week against Denver. Posted nine sacks and three forced fumbles in five consecutive games, weeks six through ten. Also led the team in forced fumbles (4), special teams tackles (13) and tackles inside the 20 on kickoff coverage (4). **1990:** Started the first 12 games at right outside linebacker before missing the last four games on injured reserve with a groin injury against Houston. Credited with 50 tackles, nine tackles for loss, five sacks, four fumble recoveries, and two forced fumbles, on defense according to unofficial press box statistics. Recovered an overtime fumble at the San Diego 23 setting up the game-winning field goal. **1991:** Started 15 games at right outside linebacker, missing the Atlanta game with a shoulder injury. Led the team in sacks with 10, was third in tackles with 80, and had a team-high four forced fumbles, according to unofficial press box statistics. Recorded three sacks in the second Denver game and had two against Indianapolis. Also credited with 11 tackles and two forced fumbles against the Broncos and was named AFC Defensive Player of the Week. Posted his first career interception at Cincinnati.

HONORS: *1988, AFC Pro Bowl squad; First-team All-NFL (College and Pro Football Newsweekly); First-team All-Rookie (Pro Football Weekly and College and Pro Football Newsweekly). 1989, AFC Pro Bowl squad; First-team All-NFL (Sports Illustrated, Pro Football Weekly); First-team All-AFC (Pro Football Weekly); Seattle Post-Intelligencer Sports Star of the Year nominee.*

COLLEGE: Second-team All-Southwestern Athletic Conference as a both a junior and a senior. Totaled 104 tackles, five-and-a-half sacks, two fumble recoveries, and two interceptions as a junior. Had 107 tackles and eight sacks as a senior. Finished his career with 312 tackles, 18 sacks, four interceptions, and two fumble recoveries. Physical Education major.

PERSONAL: Attended Capitol High School in Baton Rouge, Louisiana, where he lettered in football, basketball, and baseball.

PORTER'S NFL RECORD

Defense

	Club	G/S	Tkl	So	Ast	T/L	Sacks	FF	FR
1988	Seattle	16/0	17	17	0	0.0	0.0	1	1
1989	Seattle	16/3	49	40	9	13.0	10.5	5	0
1990	Seattle	12/12	51	42	9	9.0	5.0	2	4
1991	Seattle	15/15	85	64	21	16.0	10.0	4	0
1992	Seattle	16/16	90	68	22	17.0	9.5	2	0
NFL TOTALS		75/46	292	231	61	55.0	35.0	14	5

Totals include special teams statistics. Tackles for loss includes sacks.

Career Playoff Games Played/Started: 1988 (Seattle) - 1/0.

SINGLE GAME HIGHS

Defense

Tackles (Solos and Assists): 11, 2 Times (Last: vs. Denver 11/24/91)
(10+1)

Tackles For Loss (Includes sacks): 3.5, vs. Philadelphia 12/13/92 (OT)

Sacks: 3.0, 2 Times (Last: vs. Denver 11/24/91)

Interceptions: 1, at Cincinnati 10/6/91

Forced Fumbles: *2, 2 Times (Last: vs. Denver 11/24/91)

Fumble Recoveries: 1, 5 Times (Last: at San Diego 11/25/90)

* Team Record



73 RAY ROBERTS

T

Height: 6-6 Weight: 304
 College: Virginia
 NFL Experience: 2nd Year
 How Acquired: Draft (1st round 1992)
 1992 Games Played/Started: 16/16
 Career Games Played/Started: 16/16
 Birthdate: June 3, 1969
 Birthplace: Asheville, NC
 Residence: Redmond, WA

1992: Started 16 games at left tackle after being the Seahawks first-round draft choice. Became the 10th rookie and first offensive lineman in team history to start every game. First-team All-Rookie choice by College and Pro Football Newsweekly.

HONORS: *First-team All-Rookie (College and Pro Football Newsweekly).*

COLLEGE: Four-year letterman and starter, starting 39-of-the-last-40 games. Unanimous first-team All-Atlantic Coast Conference as a senior. Earned First-team All-America choice by Kodak and was a second-team pick by the Associated Press and United Press International. Finalist for the Lombardi and Outland Trophies, given to the country's top interior lineman. First-team All-ACC pick and conference Offensive Lineman of the Year in 1990. Started all season. All-ACC second-team pick by the Associated Press in 1989. Won the Speed Elliot Award given to the Cavaliers' Most Improved Player. Moved into the starting lineup as a redshirt freshman. Was moved to offensive tackle from the defensive line in the spring after redshirting in 1987. Graduated in December 1991, with a degree in Communications Studies.

PERSONAL: Football and basketball letterman at Asheville High School in Asheville, North Carolina. Ray and his wife, Beth, were married on May 8, 1993.

Career Games Played/Started: 1992 (Seattle) - 16/16.




41 EUGENE ROBINSON

S

Height: 6-0 Weight: 191
 College: Colgate
 NFL Experience: 9th Year
 How Acquired: Free Agent (1985)
 1992 Games Played/Started: 16/16
 Career Games Played/Started: 124/106
 Birthdate: May 28, 1963
 Birthplace: Hartford, CT
 Residence: Redmond, WA

1992: Started the season by being voted defensive captain by teammates and ended it by earning his first Pro Bowl berth. In between, started 16 games at free safety and finished first on the team in tackles with 94, according to unofficial press box statistics, and in interceptions with a career-high seven. Tied for second in the AFC in interceptions and was third in the NFL. The seven interceptions equals the fourth most in a single-season in team history and is the most since 1985. Tied Kenny Easley's 1984 team record with three pass interceptions at Pittsburgh on December 6. Credited with 13 tackles against Philadelphia and had at least six in seven other games. Made his 100th career start at Los Angeles against the Raiders on November 15.

CAREER: Has spent his entire career with the Seahawks after signing as an undrafted free agent on June 4, 1985. Has not



missed a game due to injury in his career. Ranks fourth in interceptions with 29, and has 20 in the last four seasons to rank tied for second in the NFL. Has equaled the total of Philadelphia's Eric Allen and they are four behind San Diego's Gill Byrd. Is third in tackles with 687, according to unofficial press box statistics, and needs 32 to move into second past Jacob Green (718). Keith Butler leads with 813. Has never finished lower than third in tackles since becoming a starter in 1986. Finished first in tackles in three-of-the-last-five seasons; 1988 and 1989, the only defensive back to lead in consecutive seasons, and in 1992. Was second in 1986, 1990, and 1991, and third in 1987. Has led, or co-led, the team in interceptions in each of the last four seasons. **1985:** Signed originally as a cornerback and was moved to safety in training camp. Played 16 games and had two interceptions, returning the second one 47 yards. Credited with 28 tackles, according to unofficial press box statistics, including nine against Denver in the finale. **1986:** Started 16 games and ranked second in tackles with 99. Recovered a fumble with seven seconds left at New England to preserve a six-point win. Totaled takeaways in four straight games (one interception, three fumble recoveries). Led the team with three fumble recoveries. **1987:** Started 12 games and the wild card game at Houston. Was third in tackles with 69, according to unofficial press box statistics. Had two interceptions at Chicago and also posted a career-high 11 tackles. Returned a blocked punt 15 yards against Green Bay for his first career touchdown. Upped his single-game high in tackles to 15 at Houston in the playoffs. **1988:** Voted by his teammates as a defensive co-captain. Started 16 regular season and one postseason game. Led team in tackles with a career-high 115. Became the first defensive back to lead in tackles since Dave Brown in 1976. Only John Harris with 117 in 1980, had more tackles among defensive backs in team history. Added 11 tackles at Cincinnati in the playoffs. **1989:** Played 16 games, starting the last 14. Led the team for the second straight season in tackles with 102, the first defensive back to do so. Also led in interceptions with a single-season best five. **1990:** Started 16 games and co-led the team in interceptions with three and in

fumble recoveries with four. Finished second in tackles with 82, according to unofficial press box statistics. Recovered a fumble and had an interception at New England. Intercepted a pair of key passes in two wins. Had a fourth quarter theft at San Diego and returned it 30 yards setting up the game-tying touchdown. In the second Denver game, his late third quarter interception and 39-yard return set up the game-winning touchdown. Ended the year by returning a fumble 16 yards for a touchdown breaking a 10-10 tie in a 30-10 win over Detroit. **1991:** Started 16 games at free safety and was voted a first-team All-NFL performer by *Sports Illustrated* and named team Most Valuable Player in a vote by his teammates. Led team with five interceptions, including at least one in four straight games, to tie the team record. Finished second in tackles with 91, according to unofficial press box statistics, and had at least five in 11 games.

HONORS: **1988, Defensive Co-Captain. 1991, First-team All-NFL** (*Sports Illustrated*); *Marcus Nalley Trophy* (*Seahawks Most Valuable Player as voted by teammates*); *Seattle NFL Man of the Year. 1992, AFC Pro Bowl squad; Defensive Captain* (voted by teammates); *Second-Team All-AFC* (*College and Pro Football Newsweekly*); *Seattle NFL Man of the Year.*

COLLEGE: Three-year letterman and two-year starter. Registered 52 tackles and two interceptions as a senior. Had 34 tackles and one interception in both his junior and sophomore seasons. Graduated with a degree in Computer Science.

PERSONAL: Attended Weaver High in Hartford, Connecticut, lettering in football and wrestling. His high school English teacher, Jannie Phillips, was named NFL Teacher of the Month for December 1991. Eugene and his wife, Gia, have a daughter, Brittany, and a son, Brandon. Hobbies include computer programming and playing the saxophone.

ROBINSON'S NFL RECORD

Interceptions

	Club	G/S	No	Yds	Avg	LG	TD
1985	Seattle	16/0	2	47	23.5	47	0
1986	Seattle	16/16	3	39	13.0	25	0
1987	Seattle	12/12	3	75	25.0	44	0
1988	Seattle	16/16	1	0	0.0	0	0
1989	Seattle	16/14	5	24	4.8	20	0
1990	Seattle	16/16	3	89	29.7	39	0
1991	Seattle	16/16	5	56	11.2	27	0
1992	Seattle	16/16	7	126	18.0	49	0
NFL TOTALS		124/106	29	456	15.7	49	0

Defense

	Club	G/S	Tkl	So	Ast	T/L	Sacks	FF	FR
1985	Seattle	16/0	28	18	10	0.0	0.0	0	0
1986	Seattle	16/16	99	81	18	0.0	0.0	0	3
1987	Seattle	12/12	69	50	19	0.0	0.0	0	1
1988	Seattle	16/16	115	86	29	4.0	1.0	1	0
1989	Seattle	16/14	107	76	31	3.0	0.0	2	0
1990	Seattle	16/16	82	63	19	2.0	0.0	1	4
1991	Seattle	16/16	93	69	24	3.0	1.0	1	1
1992	Seattle	16/16	94	64	30	1.5	0.0	2	1
NFL TOTALS		124/106	687	507	180	13.5	2.0	7	10

Totals include special teams statistics. Tackles for loss includes sacks.

ADDITIONAL STATISTICS

Kickoff Returns, 1 for 10 yards in 1985.

Scoring, 1 TD (blocked punt return) in 1987; 1 TD (opponent fumble recovery) in 1990.

POSTSEASON NFL RECORD

Defense

	Club	G/S	Tkl	So	Ast	T/L	Sacks	FF	FR
1987	Seattle	1/1	15	11	4	1.0	0.0	0	0
1988	Seattle	1/1	11	9	2	1.0	0.0	0	0
NFL TOTALS		2/2	26	20	6	2.0	0.0	0	0

SINGLE GAME HIGHS

Defensive

Tackles (Solos and Assists): 15, at New England 12/4/88 (8+7)

Tackles For Loss (Includes sacks): 1.0, 13 Times (Last: vs. Denver 11/30/92 [OT])


Sacks: 1.0, 2 Times (Last: at Denver 9/15/91)

Interceptions: *3, at Pittsburgh 12/6/92

Forced Fumbles: 1, 7 Times (Last: vs. L.A. Raiders 10/18/92)

Fumble Recoveries: 1, 10 Times (Last: vs. Miami 9/27/92)

* Equals Team Record



37 RAFAEL ROBINSON S

Height: 5-11 **Weight:** 200

College: Wisconsin

NFL Experience: 2nd Year

How Acquired: Free Agent (1992)

1992 Games Played/Started: 6/0

Career Games Played/Started: 6/0

Birthdate: June 19, 1969

Birthplace: Marshall, TX

Residence: Jefferson, TX

1992: Played six games as a reserve strong safety and special teams performer. Originally signed as an undrafted free agent on May 1. Was waived on August 31 and signed to the practice squad on September 2. Was activated on September 26 and played against the Miami Dolphins on September 27 and San Diego Chargers on October 4. Was waived on October 5 and later added to the practice squad. Activated on October 14 and played against the Los Angeles Raiders before being waived and returned to the practice squad on October 26. Was activated again on December 9 and saw action in the season's last three games. Finished the season with 11 tackles and one tackle for loss on defense and four tackles, including 2.5 inside the 20 on kickoff coverage, on special teams, according to unofficial press box statistics.

COLLEGE: Four-year letterman who moved back and forth between the defensive and offensive backfields. Played 10 games on defense in 1991 and led the team with three interceptions. Played eight games, starting three at running back in 1990 and was the team's second-leading rusher with 235 yards on 73 carries. Added 10 pass receptions for 46 yards. Started 11 games in the secondary in 1989 and finished third on the team in tackles with 81. Played in 11 games as a reserve defensive back in 1988. Scored a touchdown with the recovery of a blocked punt against Minnesota. Redshirted in 1987. Finished his career with 159 tackles, seven tackles for loss, four interceptions, and two sacks. Rushed for 235 yards on 73 attempts, a 3.2 yard average, and one score, all in 1990. Majored in Agricultural Economics.

PERSONAL: Attended Jefferson High School in Jefferson, Texas. Earned All-East Texas honors his senior season as the team went 16-0 and won the State AAA Championship. Full name is Eugene Rafael Robinson.

ADDITIONAL STATISTICS


Defensive Tackles: 11 (10 solo, 1 assisted) in 1992.

Special Teams Tackles: 4 (3 solo, 1 assisted) in 1992.

Career Games Played/Started: 1992 (Seattle) - 6/0

MAN OF THE YEAR

Free Safety Eugene Robinson was named the Seattle Miller/NFL Man of the Year for 1992 for his play on the field and charitable work in the community. It marks the second consecutive season that Robinson has won the award.




91 TYRONE RODGERS DT

Height: 6-3 Weight: 266
 College: Washington
 NFL Experience: 2nd Year
 How Acquired: Free Agent (1992)
 1992 Games Played/Started: 16/0
 Career Games Played/Started: 16/0
 Birthdate: April 27, 1969
 Birthplace: Longview, TX
 Residence: Kirkland, WA

1992: Signed as an undrafted free agent on April 30. Played 16 games as a reserve defensive lineman and special teams performer. Was the only rookie free agent to make the original 47-man roster. Credited with seven tackles on defense, according to unofficial press box statistics.

COLLEGE: Lettered as a junior and senior at the University of Washington after transferring from the University of Oklahoma. Started all 12 games at nose guard as a senior and was credited with 29 tackles and 10 tackles for loss as Washington won a share of the national championship with a 12-0 record. Played as a reserve in 1990 after sitting out the 1989 season as a transfer. Played every game as a reserve at Oklahoma in 1988 after redshirting in 1987. Graduated with a degree in Psychology.

PERSONAL: Football and track letterman at Banning High School in Wilmington, California.



24 M. SHAMSID-DEEN RB

Height: 5-11 Weight: 200
 College: Tennessee-Chattanooga
 NFL Experience: 1st Year
 How Acquired: Draft (8th round 1992)
 1992 Games Played/Started: 0/0
 Career Games Played/Started: 0/0
 Birthdate: November 16, 1969
 Birthplace: Anderson, SC
 Residence: Ellenwood, GA

1992: Seahawks eighth-round draft choice. Was waived on the cut to 47 on August 31 and spent the entire season on the practice squad after re-signing on September 2.


COLLEGE: Three-year letterman and two-time second-team All-Southern Conference choice. Finished his career with 1,847 yards on 335 attempts, a 5.5 yard average, and 14 touchdowns. Added 32 receptions for 425 yards and three scores. Returned 23 kickoffs for a 19.6 average. Led the team in rushing with 916 yards in 1990 and 914 yards in 1991. Averaged 5.4 yards and scored nine

TOP 10 KINGDOME CROWDS

1.	Denver	64,411	12/15/84
2.	L.A. Raiders	64,060	11/3/85
3.	L.A. Raiders	64,001	11/12/84
4.	Denver	63,697	12/20/86
5.	New Orleans	63,569	10/16/88
6.	Dallas	63,352	12/4/83
7.	L.A. Rams	63,292	9/23/85
8.	San Diego	63,207	10/6/86
9.	Denver	62,948	10/29/78
10.	L.A. Raiders	62,923	12/8/86

touchdowns in 1991. Added 12 receptions for a 22.1 yard average and three touchdowns. Played as a reserve fullback in 1989. Majored in Criminal Justice.

PERSONAL: Football, basketball, and track letterman at McNair High School in Decatur, Georgia. State 400-meter champion and was named Runner of the Year by the Atlanta Track Club. Full name is Muhammad Shamsid-Deen.



70 MICHAEL SINCLAIR DE

Height: 6-4 **Weight:** 271
College: Eastern New Mexico
NFL Experience: 2nd Year
How Acquired: Draft (6th round 1991)
1992 Games Played/Started: 12/1
Career Games Played/Started: 12/1
Birthdate: January 31, 1968
Birthplace: Galveston, TX
Residence: Houston, TX

1992: Missed the first four games on injured reserve after suffering a training camp ankle injury. Was activated prior to the San Diego Chargers contest on October 4. Made his first career start, at left end, versus the Washington Redskins on November 8. Had a season-high three tackles in that game, according to unofficial press box statistics, a total he matched versus the Philadelphia Eagles on December 13. Recorded his first sack versus the Eagles. Finished the season with 10 tackles. **World League:** Loaned to the Sacramento Surge for the 1992 season. Started all 10 regular season games at left end and finished second in the league in sacks with 10 and was a first-team All-League selection. Sacramento won the North American West Division with an 8-2 record and advanced to World Bowl II where they defeated the Orlando Thunder, 21-17, to capture the World League championship. Contributed a key forced fumble and recovery to help seal the victory. Was credited with 54 tackles, three forced fumbles and two fumble recoveries in the regular season.

CAREER: Seahawks sixth-round 1991 draft choice. **1991:** Was waived on August 26 and signed to the practice squad two days later. Spent the first 12 games on the practice squad before being activated on November 30. Active for the next two games, but did not play, before missing the last two games on injured reserve with a back injury.

COLLEGE: Four-year letterman and starter. Played his first two seasons as a linebacker before moving to defensive end. First-team All-Lone Star Conference as a junior and senior. Sikes Award winner as a senior as conference Defensive Lineman of the Year. Selected to the All-Lone Star Conference All-Decade Team of the 80's. Team Captain in 1990. All-Conference second-team pick as a sophomore. Posted 70 tackles, 18 tackles for loss, and 15.5 sacks as a senior. Had 75 tackles and nine-and-a-half sacks in 1989. Posted a career-high 82 tackles as a freshman. Finished his career with 279 tackles, 45 tackles for loss, and 30 sacks. Physical Education major.

PERSONAL: Football, basketball, and track letterman at Beaumont Charlton-Pollard High School in Beaumont, Texas. Michael and his wife, Betty (5/25/91), live in Houston, Texas.

SINCLAIR'S NFL RECORD

Defense

Club	G/S	Tkl	So	Ast	T/L	Sacks	FF	FR
1991 Seattle	0/0	0	0	0	0.0	0.0	0	0
1992 Seattle	12/1	10	9	1	2.0	1.0	0	0
NFL TOTAL	12/1	10	9	1	2.0	1.0	0	0



51 BOB SPITULSKI LB

Height: 6-3 Weight: 235
 College: Central Florida
 NFL Experience: 2nd Year
 How Acquired: Draft (3rd round 1992)
 1992 Games Played/Started: 4/0
 Career Games Played/Started: 4/0
 Birthdate: September 10, 1969
 Birthplace: Toledo, OH
 Residence: Orlando, FL

1992: Played the first four games as a reserve middle linebacker and special teams performer. Injured his shoulder against the Miami Dolphins on September 27 and missed the last 12 games on injured reserve. Was credited with three tackles on defense and one on special teams, according to unofficial press box statistics.

COLLEGE: Four-year letterman. Finished his career with 280 tackles, 45 tackles for loss, and 22 sacks. Added five fumble recoveries and four interceptions. Had 97 tackles, 18 tackles for loss, and 13 sacks in 1990, while starting 13 games at outside linebacker. Collected all four interceptions in 1991 along with 13 tackles for loss, and 67 tackles. Played defensive tackle in 1988 and had 72 tackles, eight tackles for loss and three sacks. Played in the East-West Shrine Game. Redshirted in 1987. Liberal Studies major.

PERSONAL: All-state selection in both football and wrestling at Bishop Moore High School in Orlando, Florida. Also lettered in baseball.

SPITULSKI'S NFL RECORD

Defense

Club	G/S	Tkl	So	Ast	T/L	Sacks	FF	FR
1992 Seattle	4/0	4	4	0	0.0	0.0	0	0




48 LARRY STAYNER TE

Height: 6-5 Weight: 241
 College: Boise State
 NFL Experience: 1st Year
 How Acquired: Draft (9th round 1992)
 1992 Games Played/Started: 0/0
 Career Games Played/Started: 0/0
 Birthdate: June 4, 1969
 Birthplace: Seattle, WA
 Residence: Marysville, WA

1992: Missed the entire season on injured reserve after suffering a knee injury at Indianapolis on August 15. Was the Seahawks ninth-round 1992 draft choice.

COLLEGE: Three-year starter and four-time All-Big Sky Conference All-Academic pick. Second-team University Division All-America as a senior. Awarded an NCAA Post-Graduate Scholarship and was a Rhodes Scholar candidate. CoSIDA District VIII GTE All-Academic squad. Finished his career with 78 receptions for 937 yards, a 12.0 yard average, and five touchdowns. Posted career highs as a senior with 37 receptions for 415 yards and two scores. Redshirted in 1987 and played as a reserve in 1988. Graduated with a degree in Biology.

PERSONAL: Played running back at Marysville-Pilchuck High School in Marysville, Washington. Also lettered in basketball and track. Attends Medical School at the University of Washington in the offseason.



94 ROD STEPHENS LB

Height: 6-1 **Weight:** 237
College: Georgia Tech
NFL Experience: 5th Year
How Acquired: Free Agent (1990)
1992 Games Played/Started: 16/5
Career Games Played/Started: 46/5
Birthdate: June 14, 1966
Birthplace: Atlanta, GA
Residence: Atlanta, GA

1992: Played 16 games and started the last five at middle linebacker for an injured David Wyman. Finished the season with 54 tackles, three-and-a-half tackles for loss, and a forced fumble on defense, and 11 tackles and a forced fumble on special teams, according to unofficial press box statistics. Had 34 of his season tackle total as a starter, including a career-high eight against San Diego on December 27. Was credited with seven in both Denver games and had six against Kansas City, Pittsburgh, and Philadelphia. Forced a fumble on kickoff coverage at Los Angeles against the Raiders and on defense versus Philadelphia.

CAREER: Originally signed by the Seahawks as a free agent in 1989. Signed with the Denver Broncos under Plan B in 1990 and was later re-signed by Seattle. **1989:** Played ten games with the Seahawks as a reserve. Spent the first two games on the developmental squad before being activated. Played the next six games before being inactive. Was waived and re-signed to the developmental squad for two games before being activated for the last four games. Credited with 10 special teams tackles. **1990:** Signed with Denver on April 1 and was waived on August 23. Signed with the Seahawks on December 5. Played in the last four games and was credited with one special teams tackle. **1991:** Played 16 games as a short-yardage linebacker and special teams performer. Forced a fumble on the goal line and recovered a fumble at Cincinnati. Co-led in special teams tackles (12) and in tackles inside the 20 on kickoff coverage (4).

COLLEGE: Four-year letterman. Finished second in tackles in 1988 with 86 and had three tackles for loss and two forced fumbles. Registered 48 tackles in 1987, 62 in 1986, and nine in 1984. Redshirted in 1985. Ended his career with 205 tackles, eight tackles for loss, and five sacks. Majored in Textile Engineering.

PERSONAL: Lettered in football, basketball, and track at North Fulton High School in Atlanta, Georgia. Full name is Rodrequis La'Vant Stephens.

STEPHENS' NFL RECORD

		Defense							
Club	G/S	Tkl	So	Ast	T/L	Sacks	FF	FR	
1989 Seattle	10/0	10	10	0	0.0	0.0	0	0	
1990 Seattle	4/0	2	1	1	0.0	0.0	0	0	
1991 Seattle	16/0	16	14	2	0.0	0.0	1	1	
1992 Seattle	16/5	65	49	16	3.5	0.0	2	0	
NFL TOTALS	46/5	93	74	19	3.5	0.0	3	1	

HIGHLIGHT VIDEO

The Seattle Seahawks highlight video of the 1992 season, "The Team That Wouldn't Quit," is available to groups through the Seahawks Public Relations Department. Groups wishing to view the VHS format video should contract Charlotte Kores at the Seahawks Headquarters, 11220 N.E. 53rd Street, Kirkland, WA, 98033 or call (206) 827-9777.



85 DOUG THOMAS WR

Height: 5-10 **Weight:** 178
College: Clemson
NFL Experience: 3rd Year
How Acquired: Draft (2nd round 1991)
1992 Games Played/Started: 12/4
Career Games Played/Started: 23/4
Birthdate: September 18, 1969
Birthplace: Rockingham, NC
Residence: Hamlet, NC

1992: Played 12 games, starting four, at wide receiver. Missed three games, weeks 8-10, with a toe injury, and one, at Denver on week 16, with a shoulder injury. Started on weeks 4-7 for an injured Tommy Kane, the first starts of his career. Set a career high in receptions with three in the season opener versus Cincinnati, gaining 32 yards, and equaled it versus Miami, for 24 yards. Finished the season with eight receptions for 85 yards. Added one kickoff return for 19 yards and two special teams tackles.

CAREER: Chosen by the Seahawks on the second round of the 1991 draft and has played as a reserve wide receiver and on special teams his first two seasons. **1991:** On the active roster for 16 games, playing in 11. Caught three passes for 27 yards. Made his first NFL reception, a seven yarder, at Los Angeles against the Raiders. Caught two passes for 20 yards at Atlanta. Added four special teams tackles, including two inside the 20 on kickoff coverage.

COLLEGE: Standout on both the Clemson football and track teams. Earned four letters in football and five in track in his career. Set school single-season and career records for kickoffs returned for touchdowns with a pair of 98-yard returns in 1990 against Long Beach State and Maryland. Averaged 30.7 yards on 10 returns as a senior, failing to qualify for the national title by one return. Finished second on the team in 1990 with 16 receptions for 252 yards, a 15.8 yard average, and no touchdowns. Ended his career with 25 receptions for 362 yards, a 14.5 yard average, and no scores. Returned 22 kickoffs for a 25.3 yard average and two scores. All-Atlantic Coast Conference in both 1989 and 1990 in track. Won the ACC Indoor 55-meter dash championship in 1990 with an ACC meet record 6.21 clocking. ACC 100-meter champion at 10.39 in 1989, qualifying for the NCAA Indoor Championships, and was second in 1990 at 10.30. All-ACC pick in both indoor and outdoor in 1989. Ran lead leg on ACC Championship 4x100 relay team, which finished second at the NCAAs, and was third in the ACC indoor meet in the 55 meters. Management major.

PERSONAL: Football, basketball, and track letterman at Richmond High School in Hamlet, North Carolina. His brother, John, played football and baseball at South Carolina State and is an outfielder in the St. Louis Cardinals organization. A cousin, Mike Quick, was a first-round draft choice of the Philadelphia Eagles in 1982.

THOMAS' NFL RECORD

Receiving

Club	G/S	No	Yds	Avg	LG	TD
1991 Seattle	11/0	3	27	9.0	11	0
1992 Seattle	12/4	8	85	10.6	19	0
NFL TOTALS	23/4	11	112	10.2	19	0

ADDITIONAL STATISTICS

Rushing: 3 attempts for 7 yards, 2.3 average, 8 long, 0 touchdowns in 1992.

Kickoff Returns: 1 for 19 yards in 1992.

Special Team Tackles, 4 in 1991; 2 (2 solo) in 1992; 6 in career.



86 ROBB THOMAS WR

Height: 5-11 **Weight:** 175
College: Oregon State
NFL Experience: 5th Year
How Acquired: Free Agent (1992)
1992 Games Played/Started: 15/0
Career Games Played/Started: 54/25
Birthdate: March 29, 1966
Birthplace: Portland, OR
Residence: Overland Park, KS

1992: Veteran receiver who was signed as a free agent on September 8, after a shoulder injury sidelined Brian Blades. Played the last 15 games as a reserve receiver and special teams performer. Caught 11 passes for 136 yards, a 12.4 yard per catch average. Had a season-high three receptions at Dallas, for 28 yards, and two in each of the next three games. Finished fifth in special teams tackles with eight, according to unofficial press box statistics. Went to camp with the Kansas City Chiefs and was waived on September 2, the cut-down to 47 players.

CAREER: Originally drafted on the sixth round by the Kansas City Chiefs in 1989. Played 39 games, starting 25, with the Chiefs in three seasons, catching 92 passes for 1,148 yards, a 12.5 average, and seven touchdowns. Added five receptions for 34 yards in three playoff contests. **1989:** Played the first eight games with one start, missing the last eight on injured reserve with a shoulder injury. Made his first start against Cincinnati on October 1, catching three passes for 23 yards, and scoring his first career touchdown on a five-yard pass from Ron Jaworski. **1990:** Started 12-of-16 games and also started the Chiefs playoff game at Miami against the Dolphins. Finished second on the team in both receptions with 41 and receiving yards with 545. Added four touchdown catches. Caught at least three passes in seven games. Had a career-long 47-yard touchdown pass against Cleveland. Set a single-game high with seven receptions against Seattle on November 11. Caught one pass at Miami in the wild card game before spraining his knee. **1991:** Started 12-of-15 regular season games and both playoff contests. Led team in receptions with a career-high 43 and was second in yards with 495. Inactive against Cleveland with ankle sprain. Caught at least three passes in 9 of 12 starts. His 11-yard scoring reception provided the winning points in a 14-13 win at San Diego. Caught four passes for 19 yards in two playoff games.

COLLEGE: Four-year letterman and two-year starter. Earned first-team All-Pac-10 honors as a senior after earning second-team mention as a junior. Finished his career with school records for receptions (138), receiving yards (2,043), and was second with 18 receiving touchdowns. Caught 58 passes for 763 yards and six touchdowns as a senior. Had 58 for 851 yards and a school record-equaling 10 touchdowns as a junior. Yardage total was fifth-best in history. Had 230 yards and four scores on nine receptions against Akron in 1987. Finished his career with five 100-yard games, including 161 and 151 against UCLA and Southern California, respectively in 1988. Also lettered in track in the 100, 200, long jump and high jump. Majored in Business.

PERSONAL: Football, baseball and track letterman at Corvallis High School in Corvallis, Oregon. Team won the Oregon AAA State football title as a senior. Finished second in the 100 meters and long jump at the state track meet. His father, Aaron, was a fourth-round draft choice of the San Francisco 49ers in 1961 and a 16th round choice of the Dallas Texans of the American Football League. Aaron Thomas played two seasons with the 49ers (1961-62), nine (1962-70) with the New York Giants, and played in the

Pro Bowl after the 1965 season. Robb and his wife, Melinda (4/14/90), spent the offseason in Overland Park, Kansas.

THOMAS' NFL RECORD

Receiving

Club	G/S	No	Yds	Avg	LG	TD
1989 Kansas City	8/1	8	58	7.3	12	2
1990 Kansas City	16/12	41	545	13.3	47	4
1991 Kansas City	15/12	43	495	11.5	39	1
1992 Seattle	15/0	11	136	12.4	31	0
NFL TOTALS	54/25	103	1234	12.0	47	7

SINGLE GAME HIGHS

Receiving

Most Receptions: 7, 2 Times (Last: vs. Denver 11/17/91)

Most Yards: 89, vs. Denver 11/17/91

Longest Reception: 47, vs. Cleveland 9/30/90 (TD)

Most Touchdowns: 1, 7 Times (Last: at San Diego 9/29/91)

Longest Touchdown: 47, vs. Cleveland 9/30/90



56 JOE TOFFLEMIRE

C

Height: 6-2

Weight: 273

College: Arizona

NFL Experience: 5th Year

How Acquired: Draft (2nd round 1989)

1992 Games Played/Started: 16/16

Career Games Played/Started: 32/16

Birthdate: July 7, 1965

Birthplace: Los Angeles, CA

Residence: Issaquah, WA

1992: Won the starting center job in the preseason and started all 16 games. Successfully rebounded from missing almost the entire 1991 season with a back injury.

CAREER: Second-round 1989 draft choice who overcame a back injury that forced him to miss almost all of the 1991 season to become the starting center in 1992. **1989:** Active for 16 games, but did not play. **1990:** Played 16 games as a special teams performer. Saw his first action at center against the Raiders in Los Angeles playing eight plays. Also played center at Green Bay and at Miami. **1991:** Spent the first 15 weeks on injured reserve with a training camp back injury. Activated for the Los Angeles Rams game after a knee injury sidelined Grant Feasel, but did not play.


COLLEGE: Four-year starter and three-time first-team All-Pac-10 choice. Second-team choice as a freshman. Morris Trophy winner in 1988 as conference offensive lineman of the year, as voted by the defensive linemen. Second-team All-America as a senior as selected by College and Pro Football Weekly. Entered college as an outside linebacker. Redshirted in 1984 and switched to center during spring practice. Graduated with a degree in Real Estate.

PERSONAL: Lettered in football at Post Falls High School in Post Falls, Idaho. His younger brother, Paul, took over at center after Joe's graduation and lettered four seasons, starting three. Joe and his wife, Michele (2/17/90), have a son, Michael (3/28/92).

Career Games Played/Started: 1989 (Seattle) - 0/0; 1990 (Seattle) - 16/0; 1991 (Seattle) - 0/0; 1992 (Seattle) - 16/16; **Career - 32/16.**

WORLD LEAGUE

The World League was well represented on the Seahawks 1992 roster. Defensive end Michael Sinclair, quarterbacks Stan Gelbaugh and Jeff Graham, tight end Paul Green, safety Dedrick Dodge, guard Theo Adams, and cornerback Malcolm Frank all played in the World League in 1992.



21 BRIAN TREGGS WR

Height: 5-9 Weight: 161
 College: California
 NFL Experience: 1st Year
 How Acquired: Free Agent (1992)
 1992 Games Played/Started: 2/0
 Career Games Played/Started: 2/0
 Birthdate: June 11, 1970
 Birthplace: Los Angeles, CA
 Residence: Los Angeles, CA

1992: Played the last two games as a reserve wide receiver and punt returner. Returned four punts for 31 yards, a 7.8 yard average, and had two fair catches. Originally signed with the Seahawks as an undrafted free agent on May 5. Was waived on the final cutdown on August 31 and re-signed to the active roster on September 1. Was waived when Brian Blades was activated on September 5 and signed to the practice squad on September 7. Waived from the practice squad on November 18 and re-signed on November 25. Activated from the practice squad on December 19.

COLLEGE: Finished his four-year career as the school's all-time leader in receptions (167), receiving yards (2,335), and consecutive games with a pass reception (36). Had 14 touchdown receptions. Broke the yardage mark of 2,206 by former New York Jets receiver Wesley Walker. Caught 54 passes for 746 yards in 1989, the third-highest reception total in school history. Had 45 catches for 564 yards and six touchdowns in 1990 and 43 for 643 yards and four scores in 1991. Caught 12 passes, one off the school record, for 130 yards against Miami in 1990. Had three scoring receptions against Pacific in 1991. Totaled four 100-yard games, three of those in 1989. Averaged 5.5 yards on 91 career punt returns and 13.0 on four kickoffs. Finished his career by returning five punts for 124 yards, including a 65-yard touchdown, in a 37-13 win over Clemson in the Florida Citrus Bowl. Also played in the 1989 Copper Bowl. Played in the Hula Bowl and East-West Shrine Game after his senior season. Graduated with a degree in Social Sciences.

PERSONAL: Football and track letterman at Carson High School in Carson, California.

TREGGS' NFL RECORD

Club	G/S	Punt Returns					
		No	FC	Yds	Avg	LG	TD
1992 Seattle	2/0	4	2	31	7.4	16	0



99 NATU TUATAGALOA DE

Height: 6-4 Weight: 274
 College: California
 NFL Experience: 5th Year
 How Acquired: Free Agent (1992)
 1992 Games Played/Started: 14/0
 Career Games Played/Started: 60/11
 Birthdate: May 25, 1966
 Birthplace: San Francisco, CA
 Residence: San Rafael, CA

1992: Played the last 14 games as a reserve defensive end and tackle. Signed with Seattle as a free agent on September 16 after his rights were relinquished by the Cincinnati Bengals on September 11. Finished the season with 16 tackles, three sacks, and four tackles for loss, according to unofficial press box statistics. Had a sack at New England in his first game, and also

had one at New York against the Giants and versus San Diego. Intercepted his first career pass against the Philadelphia Eagles on December 13. Had a key pass defense in the end zone at Pittsburgh during a goal line stand.

CAREER: Originally drafted by the Bengals on the fifth round in 1989. **1989:** Played in 14 games as a reserve, spending two games inactive. Credited with seven tackles, two-and-a-half sacks, and two special teams tackles. **1990:** Played 16 games, starting seven. Credited with 24 tackles, four-and-a-half sacks, and two opponent fumble recoveries. **1991:** Played 16 games, starting four. Had 15 tackles and two sacks.

COLLEGE: Four-year letterman and three-year starter. Finished his career with 240 tackles, 18.5 sacks, 31 tackles for loss, and five fumble recoveries. Had 87 tackles, 12 tackles for loss and 5.5 sacks in 1986. Totaled 67 tackles in 1987 and 64, with 11 tackles for loss, and 7.5 sacks, in 1988. Redshirted in 1984. Majored in Physical Education.

PERSONAL: Attended San Rafael High School in San Rafael, California, lettering in football, basketball, track, and boxing. Was a National Football Foundation Scholar/Athlete as a senior. His father was an outstanding rugby player in Samoa and his mother was an Olympic swimmer for The Netherlands. Owns Tiki Janitorial and Maintenance Service and is a sales representative for Hammer Strength fitness equipment. Full name is Gerardus Mauritius Natuitasina Tuatagaloa. Name is pronounced nah-TOO TOO-a-TAG-a-LOW-uh.


TUATAGALOA'S NFL RECORD

Defense

	Club	G/S	Tkl	So	Ast	Int	Sacks	FF	FR
1989	Cincinnati	14/0	7	6	1	0	2.5	0	0
1990	Cincinnati	16/7	24	17	7	0	4.5	0	2
1991	Cincinnati	16/4	15	14	1	0	2.0	0	0
1992	Seattle	14/0	16	12	4	1	3.0	0	0
NFL TOTALS		60/11	62	49	13	n/a	12.0	0	2

ADDITIONAL STATISTICS

Special Team Tackles, 2 in 1989; 4 in 1990; 1 in 1991; **7 career.**
Playoff Games Played/Started: 1990 (Cincinnati) - 1/0.



14 RICK TUTEN

P

Height: 6-2 **Weight:** 218
College: Florida State
NFL Experience: 4th Year
How Acquired: Free Agent (1991)
1992 Games Played/Started: 16/0
Career Games Played/Started: 42/0
Birthdate: January 5, 1965
Birthplace: Perry, FL
Residence: Ocala, FL

1992: Set single-season team records for punts (108), gross punting average (44.1), net punting average (38.7), and punts inside the 20 (29). Set a single-game mark with a 52.5 yard average on six punts at San Diego on October 4. Tied the record for most punts in a game with 11 versus the Philadelphia Eagles (overtime) and for most punts inside the 20 with five versus Denver on November 30, including three inside the 11. The 108 punts led the NFL and equaled the third-highest single-season effort in NFL history. Finished first in the NFL in In20's. Was second in net average and third in gross average in the AFC. His 65-yard punt at Dallas on October 11 was the longest of his career and one of 10 punts of at least 55 yards.

CAREER: Signed as a free agent with the San Diego Chargers in

1988 and the Washington Redskins in 1989, but was released prior to the regular season in each case. Has seen regular season action with the Philadelphia Eagles in 1989 and Buffalo Bills in 1990, in addition to the Seahawks. Has re-written the Seahawks punting records while having played in only 26 games. Ranks first in career average (43.73), while holding the top two single season averages (44.07 in 1992 and 42.98 in 1991), and the top two single game averages (52.50 and 48.5, both in 1992). Also ranks first in single season punts inside the 20 (29 in 1992), and co-holds the single-game mark with five against Denver in 1992. Has 11 of the 27 longest punts in team history. **1989:** Signed as a free agent with the Philadelphia Eagles for the last two regular season games and averaged 36.6 on seven punts. Played in the wild card playoff game and averaged 38.4 on eight punts. **1990:** Signed with the Buffalo Bills in March as a Plan B Free Agent. Was waived by Buffalo on August 20 and re-signed on September 19. Punted in 14 games, averaging 39.8 yards, with 12 inside the 20 yard line. Played in all three postseason games, including Super Bowl XXV against the New York Giants. Averaged 39.4 yards on nine punts and had one tackle against the Giants. **1991:** Signed as a free agent by Seattle on October 9 after being waived by the Bills on August 20. Had a free agent tryout with the Green Bay Packers from August 27 to 30. Third of three punters used during the season. Established new team single-season records with a 43.0 gross average and a 36.9 net average. Ranked second in the AFC in net and was fifth in gross. Averaged 45.8 on five punts, with a career-best long of 60, against the Los Angeles Raiders in his first game.

HONORS: **1992**, *Second-Team All-NFL (College and Pro Football Newsweekly); Desenex Golden Foot Award.*

COLLEGE: Two-year letterman at Florida State after lettering two seasons, 1983-84, at the University of Miami. Averaged 38.9 yards on 37 punts as a senior. Had a 41.6 average on 38 punts at Miami in 1984, the fourth-highest single-season average in school history.

PERSONAL: Attended Forest High School in Ocala, Florida. Rick and his wife, Nancy (4/20/90), have a daughter, Stephanie (6/1/92).

TUTEN'S NFL RECORD

Punting

	Club	G/S	No	Yds	Avg	Net	LG	I20	TB	Bk
1989	Philadelphia	2/0	7	256	36.6	33.6	45	1	1	0
1990	Buffalo	14/0	53	2107	39.8	34.2	55	12	4	0
1991	Seattle	10/0	49	2106	43.0	36.9	60	8	3	0
1992	Seattle	16/0	#*108	*4760	*44.1	*38.7	65	*29	8	0
SEATTLE TOTALS		26/0	157	6866	43.7	*37.9	65	37	11	0
NFL TOTALS		42/0	217	9229	42.5	37.7	65	50	16	0

SINGLE GAME HIGHS

Punting

Most Punts: +11, vs. Philadelphia 12/13/92 (OT)

Most Yards: +506, vs. Philadelphia 12/13/92 (OT)

Highest Average (Min. 3 Punts): *52.5, at San Diego 10/4/92 (6-315)

Highest Net Average (Min. 3 Punts): *45.5, at San Diego 10/4/92 (6-273)


Longest Punt: 65, at Dallas 10/11/92

Most Inside the 20: +5, vs. Denver 11/22/92 (OT)

*Team Record; + Equals Team Record; # Led NFL

BOOTIN' TUTEN

Punter Rick Tuten set a Seattle record and led the National Football League with 108 punts in 1992. Tuten's total equaled the third-highest total in league history. He also set team records with a 44.1 yard gross average, a 38.7 yard net average, and 29 punts inside the opponent's 20 yard line. Included was five In20's against Denver on November 30.



42 CHRIS WARREN RB

Height: 6-2 **Weight:** 226
College: Ferrum
NFL Experience: 4th Year
How Acquired: Draft (4th round 1990)
1992 Games Played/Started: 16/16
Career Games Played/Started: 48/17
Birthdate: January 24, 1967
Birthplace: Silver Springs, MD
Residence: Fairfax, VA

1992: Took over as the starting running back in the preseason and proceeded to become only the second player in team history to rush for over 1,000 yards in a single season. Started 16 games and totaled 1,017 yards on 223 carries, a 4.6 yard average, and three touchdowns. Entered the season having gained only 24 career yards on 17 carries. Became one of only eight players in league history to rush for 1,000 yards on a team that won two or fewer games. Had three 100-yard games; 124 at New England on September 20, 103 versus the Washington Redskins on November 8, and a career-high 156 against the Kansas City Chiefs on November 22. Also had 97 yards at Denver on December 20. Became the first player since 1988 to have three 100-yard games in the same season. Went over the 1,000-yard mark on a 30-yard touchdown run versus San Diego on December 27, but suffered a concussion on his second carry after the scoring run and missed the rest of the game. Had totaled 66 yards on five carries before the injury. Finished fifth in the AFC in rushing and was also fifth in total yards from scrimmage with 1,151, including 134 on 16 pass receptions. Was ninth in kickoff returns with an 18.7 yard average on 28 returns. Set a team record with 1,927 all-purpose yards, 1,017 rushing, 134 receiving, 252 on punt returns, and 524 on kickoff returns, breaking Curt Warner's 1986 mark of 1,822. Had over 100 all-purpose yards in 11-of-16 games, topped by a 191 yard effort against Miami on September 27. Returned 34 punts, upping his career total to a team record 94. Also set a single-season record with 25 fair catches, which increased his own career record to 60.

CAREER: Drafted by Seattle on the fourth round in 1990 and was used primarily as a punt and kickoff returner his first two seasons before becoming the starting running back. Ranks second in both combined kick returns (180) and return yards (2,613) to Bobby Joe Edmonds (190-3,238). Ranks first in punt returns (94) and fair catches (60) and is one of only four players in team history to return a punt for a touchdown with a 59-yard return against Indianapolis in 1991. Is third in average (8.71), first in single season fair catches (25 in 1992) and co-holds the record for one game (5). Ranks second in kickoff returns (86) and yards (1,794) again to Edmonds (101-2,228). **1990:** Played 16 games as a

1,000-YARD RUSHERS

1,000-yard rushers on National Football League teams that won two-or-fewer games:

Tony Canadeo, Green Bay.....	1949	2-10	1,052
Dick Bass, L.A. Rams.....	1962	1-12	1,033
Gale Sayers, Chicago	1969	1-13	1,032
O.J. Simpson, Buffalo.....	1976	2-12	1,503
Earl Campbell, Houston	1983	2-14	1,301
*Greg Bell, Buffalo.....	1984	2-14	1,100
James Wilder, Tampa Bay	1985	2-14	1,300
Chris Warren, Seattle.....	1992	2-14	1,017

* Rookie

reserve running back and kick returner. Only player in the NFL to rank in the top five in both punt returns and kickoff returns. Averaged 9.6 on 28 punts to rank third in the AFC and 20.8 on 23 kickoffs to rank fourth. Had a 71-yard kickoff return at Denver, the longest non-scoring play in team history. Set a team single-season record with 16 fair catches, including four at San Diego. Tallied the Seahawks only touchdown on a one-yard run in a 13-10 overtime win over Houston. **1991:** Played 16 games as a reserve running back and kick returner. Made his first career start at running back at Pittsburgh and gained 13 yards on 11 carries in a 27-7 win. Had not carried the ball prior to that game and did not carry it after. Ranked third in the AFC in kickoff returns with a 22.6 yard average, including a 55-yard return against San Diego. Had two other returns of over 40 yards. Finished fourth in punt returns with a 9.3 yard average. Became the fourth player in team history to return a punt for a touchdown with a 59-yarder against Indianapolis. It was Seattle's first touchdown return since 1986. Set a single-season mark with 19 fair catches and tied the one-game mark of five against Pittsburgh.

HONORS: **1990**, *First-team All-Rookie (Pro Football Weekly, College and Pro Football Newsweekly)*. **1991**, *First-team All-AFC (Football News)*.

COLLEGE: School's all-time leader with 4,583 all-purpose yards, despite playing only two seasons. Originally attended the University of Virginia as a defensive back and switched to running back as a sophomore. Transferred to Ferrum prior to his junior season. First-team All-Eastern Collegiate Athletic Conference in 1989 and a Football News first-team All-America in 1988. *Roanoke Times & World-News* State College Division Offensive Player of the Year in 1988 and 1989. Finished his career with 3,121 rushing yards, averaged 13.0 yards on 81 punt returns, and 23.3 yards on 54 kickoff returns. Added 60 receptions for a 14.9 yard average and five scores. Had 1,265 yards on 163 carries with 15 touchdowns in 1989 after setting a school record with 1,443 yards on 166 carries and 17 touchdowns as a junior. Led the nation averaging 23.4 yards on 18 punt returns in 1989 and tied an NCAA Division III record with four punt return touchdowns. Had eight total touchdowns of over 50 yards as a senior, including an 80-yard punt return and 92-yard kickoff return for scores against Guilford. Also threw a 66-yard scoring pass. Had 12 career 100-yard games, including seven as a junior. Set the school record with 235 yards, including an 85-yard scoring run, against Rhodes in the 1988 playoffs. Gained 207 yards, aided by a school record 90-yard touchdown run, against Emory and Henry in 1989. Started four-of-seven games at running back for Virginia in 1986. Rushed for 380 yards and accounted for 131.5 all-purpose yards per game after switching to running back after spring practice. Second in voting for the Atlantic Coast Conference Rookie of the Year in 1985 after recording 38 tackles and one interception. Majored in Physical Education.

PERSONAL: Lettered in football, basketball, baseball, and track at Robinson High School in Burke, Virginia.

WARREN'S NFL RECORD

		Rushing					
Club	G/S	Att	Yds	Avg	LG	TD	
1990 Seattle	16/0	6	11	1.8	4	1	
1991 Seattle	16/1	11	13	1.2	7	0	
1992 Seattle	16/16	223	1017	4.6	52	3	
NFL TOTALS	48/17	240	1041	4.3	52	4	

		Receiving					
Club	G/S	No	Yds	Avg	LG	TD	
1990 Seattle	16/0	0	0	0.0	0	0	
1991 Seattle	16/1	2	9	4.5	12	0	
1992 Seattle	16/16	16	134	8.4	33	0	
NFL TOTALS	48/17	18	143	7.9	33	0	

Punt Returns


	Club	G/S	No	FC	Yds	Avg	LG	TD
1990	Seattle	16/0	28	16	269	9.6	39	0
1991	Seattle	16/1	32	19	298	9.3	59	1
1992	Seattle	16/16	34	25	252	7.4	16	0
NFL TOTALS		48/17	94	60	819	8.7	59	1

Kickoff Returns

	Club	G/S	No	Yds	Avg	LG	TD
1990	Seattle	16/0	23	478	20.8	71	0
1991	Seattle	16/1	35	792	22.6	55	0
1992	Seattle	16/16	28	524	18.7	34	0
NFL TOTALS		48/17	86	1794	20.9	71	0

ADDITIONAL STATISTICS

Tackles, 9 in 1990; 11 in 1991; 1 in 1992; 21 in career.
Forced Fumbles, 2 in 1990; 1 in 1991; 3 in career.



32 JOHN L. WILLIAMS FB

Height: 5-11 **Weight:** 231
College: Florida
NFL Experience: 8th Year
How Acquired: Draft (1st round 1986)
1992 Games Played/Started: 16/16
Career Games Played/Started: 107/105
Birthdate: November 23, 1964
Birthplace: Palatka, FL
Residence: Palatka, FL

1992: Elected by his teammates as offensive captain prior to the season. Started 16 games at fullback and led the team in receiving for the third time in the past five seasons. Totaled 74 receptions for a team-high 556 yards, becoming the first running back to lead in receiving yards, and two touchdowns. Now has at least 50 receptions in each of the last five seasons, with at least 70 in three of those. Ranks second only to Steve Largent, who had 10 and six, in both categories. Finished second in the NFL in receptions by a running back to San Diego's Ronnie Harmon, who had 79, and posted an AFC-high 11 receptions at New York versus the Giants on October 25. Now ranks second in team history with 413 receptions. Only five running backs in NFL history have caught more passes; Roger Craig (547), Walter Payton (492), Tony Galbreath (490), Marcus Allen (446), and James Wilder (431). Played his 100th career game against the Washington Redskins on November 8 and started his 100th versus Kansas City on November 22.

CAREER: First-round draft choice by the Seahawks in 1986 with the fifteenth overall pick. Has been a starter since the first game of his rookie season and ranks as one of the most complete performers in the National Football League. Is the Seahawks second-leading rusher with 4,208 yards, is second in attempts with 1,066, in 100-yard games, 5, and in pass receptions with 413. Ranks second in receiving yards with 3,701 and is third in total yards from scrimmage with 7,852. Since he entered the NFL in 1986, he ranks first among running backs in both receptions (413) and yards (3,701). Over the past four seasons he's caught at least 60 passes, three times topping 70, and has finished second in the AFC in total yards in 1988 and 1990 and was third in 1991. Totals five 100-yard rushing games and four 100-yard receiving games and was the only player in the NFL to record both a 100-yard rushing game and a 100-yard receiving game in both 1987 and 1988 and is the only player in team history to have both a 100-yard rushing game and a 100-yard receiving game in the same season. Has led all AFC backs in receptions in each of the last three



seasons. Ranks sixth in the league with 7,909 total yards from scrimmage since he entered the league in 1986. Ranks behind the Philadelphia Eagles' Herschel Walker (9,999), the San Francisco 49ers' Jerry Rice (9,669), the Los Angeles Raiders' Eric Dickerson (9,431), the Buffalo Bills' Thurman Thomas (8,902), and the Chicago Bears' Neal Anderson (8,123). However, his totals of 4,208 yards rushing and 3,701 yards receiving, make him the only one of the leaders to have at least 3,500 yards in both categories.

1986: Started 16 games. Was the youngest offensive starter in the AFC (22 years old) and the only rookie running back to start all 16 games. Ranked as the AFC's leading rookie rusher and was third in the NFL with 538 yards on 129 attempts. Ranked second in Seattle history among rookies in both attempts and yards to Curt Warner (335-1,449 in 1983). Added 33 pass receptions to rank second among rookie running backs. **1987:** Played 12 games, starting 10. Had his first career 100-yard rushing game with 112 in the first Kansas City game. Included was a career-best 48-yard run and his first NFL touchdown. Was second on the team in both rushing (500 yards) and receiving (38 receptions). His 11.1 average per catch led all NFL backs. Had 117 receiving yards, including a 75-yard touchdown on a screen pass, at Chicago, becoming the only player in team history to have both a 100-yard rushing and 100-yard receiving game in the same season. Started the AFC Wild Card game at Houston at running back instead of his customary fullback for an injured Curt Warner (ankle), and gained 27 yards on seven carries and caught two passes. **1988:** Started 16 games at fullback. Named team Most Valuable Player after finishing second in the AFC in total yards from scrimmage with 1,528. Had a career-high 877 yards rushing and caught 58 passes for 651 yards. Ranked second in rushing and first in receptions, becoming the first player other than Steve Largent to lead the Seahawks in receptions. Only one other NFL back caught more passes. Accounted for 31.56% of the offense, fifth-best percentage in the NFL. Had three 100-yard rushing games and one with 100 yards receiving. Twice combined with Curt Warner to each rush for over 100 yards in the same game against the Los Angeles Raiders (11/28) and Denver Broncos (12/11). Tied a team record with three rushing touchdowns at Atlanta (10/2). His 180 yards receiving, including a 75-yard touchdown, against the Raiders in Los Angeles, set a team receiving yardage record for a running back. Accounted for 239 total yards that afternoon in a game won by Seattle, 43-37, for the AFC West title. Had both the longest rushing play, a 44-yard touchdown run against Houston, and receiving play, the 75-yarder against the Raiders, on the team. Handled the ball 247 times and did not fumble. Caught 11 passes for 137 yards in the AFC Divisional Playoff Game at Cincinnati. The reception

total equaled the third-best postseason performance in NFL history. **1989:** Started 15 games, not playing at Denver because of an ankle injury. Set single-season records for running backs with 76 receptions, 657 receiving yards, and six touchdowns. Led all NFL backs in receptions and finished second in yards. Had a personal high 12 receptions against the Los Angeles Raiders and caught the game-winning 51-yard touchdown pass versus Buffalo. Caught 30 passes for 320 yards in four December games to earn AFC Player of the Month honors. **1990:** Started 16 games and earned his first trip to the AFC-NFC Pro Bowl. Also voted the Marcus Nalley Trophy as the Seahawks Most Valuable Player by his teammates for the second time. Led the team in receiving for the second time in three seasons with 73 for 699 yards. Ranked second in yards. Led all AFC running backs in receptions and yards and ranked second in the NFL to Philadelphia's Keith Byars. Finished third in the AFC in receptions, one catch out of first. Had nine receptions for 110 yards at San Diego, including a 60-yarder. Ranked second in the AFC (and sixth in the NFL) in total yards from scrimmage with 1,413. Added 714 rushing yards and three scores. **1991:** Started 16 games and played in his second consecutive Pro Bowl. Led team in rushing with 741 yards on 188 carries, a 3.9 average, and four touchdowns. Became only the third fullback in Seahawks history (after Jim Jodat in 1980 and David Hughes in 1984) to lead in rushing. Second-leading receiver with 61 for 499 yards, an 8.2 average, and one score. Finished third in the AFC in total yards from scrimmage with 1,240, nine yards out of second. Only two other NFL backs, Buffalo's Thurman Thomas and Philadelphia's Keith Byars each with 62, caught more passes. Rushed for 109 yards on 17 carries, including a 42-yard run, in the second Denver game, his fifth career 100-yard game.

HONORS: *1986, First-team All-Rookie (Pro Football Writers Association). 1988, Marcus Nalley Trophy as Seahawks' Most Valuable Player (voted by teammates); Seattle P-I Sports Star of the Year. 1989, AFC Offensive Playwver of the Month (December). 1990, AFC Pro Bowl squad; Marcus Nalley Trophy as Seahawks' Most Valuable Player (voted by teammates). 1991, AFC Pro Bowl Squad. 1992, Offensive Captain (voted by teammates).*

COLLEGE: Finished his career as Florida's third all-time leading rusher with 2,409 yards. Was also third in all-purpose yards with 3,444 and in rushing attempts with 468. First player in school history to total 2,000 yards rushing and over 800 yards receiving. Was the all-time leading receiver among running backs with 92 receptions for 863 yards and seven touchdowns. Rushed for 659 yards and caught 44 passes as a senior. Had a career-high 793 yards rushing as a junior. Selected to play in the Blue-Gray Classic and Senior Bowl. Caught a career-high 12 passes for 103 yards against Georgia as a senior. Rushed for 153 yards against Virginia Tech, including 140 in the second half. Second-team All-Southeastern Conference pick by Associated Press as a junior. Had a career-high 179 yards, including an 86-yard touchdown run, against West Texas State as a freshman. Totaled seven 100-yard rushing games in his career. Management major.

TOTAL YARDS FROM SCRIMMAGE

NFL's leaders since 1986 in total yards from scrimmage:

Player, Team	Rush	Recept	Total
Herschel Walker, Philadelphia	6722	3277	9999
Jerry Rice, San Francisco	323	9346	9669
Eric Dickerson, LA Raiders	8021	1410	9431
*Thurman Thomas, Buffalo	6316	2666	8982
Neal Anderson, Chicago	5520	2603	8123
John L. Williams, Seattle	4208	3701	7909

* Has been in league since 1988

PERSONAL: Attended Palatka High in Palatka, Florida, where he was a Scholastic Coach, Parade Magazine and Carnation All-America selection. Lettered in football, basketball, and track.

WILLIAMS' NFL RECORD

		Rushing					
Year	Club	G/S	Att	Yds	Avg	LG	TD
1986	Seattle	16/16	129	538	4.2	36	0
1987	Seattle	12/10	113	500	4.4	48	1
1988	Seattle	16/16	189	877	4.6	44	4
1989	Seattle	15/15	146	499	3.4	21	1
1990	Seattle	16/16	187	714	3.8	25	3
1991	Seattle	16/16	188	741	3.9	42	4
1992	Seattle	16/16	114	339	3.0	14	1
NFL TOTALS		107/105	1066	4208	3.9	48	14

		Receiving					
Year	Club	G/S	No	Yds	Avg	LG	TD
1986	Seattle	16/16	33	219	6.6	23	0
1987	Seattle	12/10	38	420	11.1	75	3
1988	Seattle	16/16	58	651	11.2	75	3
1989	Seattle	15/15	76	657	8.6	51	6
1990	Seattle	16/16	73	699	9.6	60	0
1991	Seattle	16/16	61	499	8.2	35	1
1992	Seattle	16/16	74	556	7.5	27	2
NFL TOTALS		107/105	413	3701	9.0	75	15

POSTSEASON NFL RECORD

		Rushing					
Year	Club	G/S	Att	Yds	Avg	LG	TD
1987	Seattle	1/1	7	27	3.9	10	0
1988	Seattle	1/1	7	10	0.7	3	0
NFL TOTALS		2/2	14	37	2.6	10	0

		Receiving					
Year	Club	G/S	No	Yds	Avg	LG	TD
1987	Seattle	1/1	2	5	2.5	3	0
1988	Seattle	1/1	11	137	12.5	37	0
NFL TOTALS		2/2	13	142	10.9	37	0


SINGLE GAME HIGHS

Rushing

Most Attempts: 20, vs. Denver 12/11/88
Most Yards: 112, vs. Kansas City 9/20/87
Longest Run: 48, vs. Kansas City 9/20/87
Most Touchdowns: 3, vs. Atlanta 10/2/88
Longest Touchdown Run: 44, vs. Houston 11/13/88

Receiving


Most Receptions: 12, vs. L.A. Raiders 12/17/89
Most Yards: 180, vs. L.A. Raiders 12/18/88
Longest Reception: 75, vs. Chicago 12/13/87 (TD)
 75, vs. L.A. Raiders 12/18/88 (TD)
Most Touchdowns: 1, 15 Times (Last: vs. Philadelphia 12/13/92)



90 TERRY WOODEN LB

Height: 6-3 **Weight:** 239
College: Syracuse
NFL Experience: 4th Year
How Acquired: Draft (2nd round (a) '90)
1992 Games Played/Started: 8/8
Career Games Played/Started: 32/31
Birthdate: January 14, 1967
Birthplace: Hartford, CT
Residence: Bellevue, WA

1992: Started the first eight games at left outside linebacker. Underwent arthroscopic knee surgery during the bye week and



missed the last eight games on injured reserve. Ranked as the team's second-leading tackler with 55, according to unofficial press box statistics, at the time of his injury. Established new single-game career-highs in tackles in each of the two games prior to his surgery with 12 against the Los Angeles Raiders and 13 at the New York Giants. Winner of the Ed Block Courage Award, which is given to the player who has overcome the most in continuing his career. Forced a fumble against the Cincinnati Bengals and had his first career interception versus the Miami Dolphins. That theft came at the Miami six and set up a touchdown.

CAREER: Selected 29th overall by the Seahawks with the fourth pick on the second round. The pick was obtained from the New England Patriots on draft day 1990 along with the Patriots first round pick (#3 overall) in exchange for Seattle's two first-round (#8 and #10) and third-round 1990 choice, and a fourth-round 1991 choice. **1990:** Earned the starting job at left outside linebacker in training camp. Started the first eight games and was credited with 34 tackles on defense and five on special teams, according to unofficial press box statistics. Had eight tackles at New England and at least five in three other games. Injured his knee on kickoff coverage against San Diego and missed the last eight weeks on injured reserve. **1991:** Played 16 games, starting 15, at left outside linebacker. Did not start at Atlanta as Seattle opened with six defensive backs. Led the team in tackles with 100, according to unofficial press box statistics. Had a career-high 11 tackles against the San Diego Chargers and had at least seven in eight games. Tied Tony Woods for the team lead with four fumble recoveries and equaled a team record with two at Denver. Credited with nine tackles for loss and had two sacks.

HONORS: **1990**, *First-team All-Rookie (Football Digest)*. **1992**, *Ed Block Courage Award (voted by teammates)*.

COLLEGE: Three-time Eastern Collegiate Athletic Conference pick. Starter since the fifth game of his freshman season. Ended his career with 278 tackles, 23 sacks, seven interceptions, and five

fumble recoveries. Ranked second in sacks and ninth in tackles in school history. Posted career highs in tackles with 83, including 35 solo, and in sacks with nine in 1989. Team co-captain as a senior. Had 12 tackles and one-and-a-half sacks against Penn State and two sacks against Rutgers. Totaled 74 tackles, seven sacks, and four interceptions in 1988. Majored in Sociology.

PERSONAL: Attended Farmington High School in Farmington, Connecticut. His brother, Jo Jo, started four years at linebacker for Syracuse and went to camp with the Phoenix Cardinals in 1993.

WOODEN'S NFL RECORD

Club	G/S	Defense						
		Tkl	So	Ast	T/L	Sacks	FF	FR
1990 Seattle	8/8	39	26	13	2.0	0.0	0	0
1991 Seattle	16/15	105	80	25	9.0	2.0	1	4
1992 Seattle	8/8	56	38	18	5.5	0.0	1	0
NFL TOTALS	32/31	200	144	56	16.5	2.0	2	4

Totals include special teams statistics. Tackles for loss includes sacks.

ADDITIONAL STATISTICS

Interceptions, 1 for 3 yards, 0 touchdowns in 1992.

SINGLE GAME HIGHS

Defense

Tackles (Solos and Assists): 13, at N.Y. Giants 10/25/92 (9+4)

Tackles For Loss (Includes sacks): 2.0, 4 Times (Last: at N.Y. Giants 10/25/92)


Sacks: 1.0, 2 Times (Last: at San Diego 10/4/92)

Interceptions: 1, vs. Miami 9/27/92

Forced Fumbles: 1, 2 Times (Last: at New England 9/20/92)

Fumble Recoveries: #2, at Denver 9/15/91

Equals Team Record



57 TONY WOODS

DE

Height: 6-4

Weight: 269

College: Pittsburgh

NFL Experience: 7th Year

How Acquired: Draft (1st round 1987)

1992 Games Played/Started: 15/15

Career Games Played/Started: 89/79

Birthdate: September 11, 1965

Birthplace: Newark, NJ

Residence: Woodinville, WA

1992: Started 15 games at right defensive end. Missed the Washington Redskins game on the inactive list after injuring a hamstring at New York against the Giants on October 25. Finished the season with 47 tackles, eight-and-a-half tackles for loss, and three sacks, according to unofficial press box statistics. Had a season high six tackles in back-to-back games at Pittsburgh on December 6 and versus Philadelphia on December 13. Posted sacks at New England, versus the Eagles, and at Denver. Had five of his tackle for loss total in the season's last four games.

CAREER: Seahawks first-round draft choice in 1987 as a linebacker and was the eighteenth player chosen overall. Played both left and right outside linebacker from 1987 through 1989 and was switched to right end in 1990 when the Seahawks switched from a 3-4 to 4-3 defense and put on 25 pounds. Of his 79 career starts, 17 have been at left linebacker, 18 at right linebacker, and 44 at right end. Totals 306 tackles, 16 sacks, 7 fumble recoveries and 4 forced fumbles, according to unofficial press box statistics.

1987: Played 12 games, starting seven, five at left linebacker and two at right. Also was used as the right end in pass rush situations. Made his first start against the Jets in New York and had 12 tackles. Credited with 45 tackles on the season. **1988:** Started 16 games at right linebacker. Credited with a career-high 82 tackles

and five sacks, according to unofficial press box statistics. Added three tackles in the AFC Divisional Playoff game at Cincinnati. **1989:** Played 16 games, starting the last 12 at left linebacker. Played as a reserve in the first four games after signing on August 30. Credited with 61 tackles, according to unofficial press box statistics, including nine against Kansas City. **1990:** Started 15-of-16 games at right defensive end. Moved to right end from left outside linebacker during the offseason. Gained 25 pounds for the change. Did not start against Houston as Seattle opened with six defensive backs. Pressed into duty at linebacker due to injuries and contributed a key forced fumble in overtime against the Oilers that set up the game-winning field goal. Also saw action at linebacker in the second half of the second Denver game. Credited with 43 tackles, six tackles for loss, three sacks, and a forced fumble, according to unofficial press box statistics. **1991:** Started 14 games at right end. Suited, but did not play against the New York Jets and was inactive against Kansas City. Made a successful return from a knee injury suffered against the Detroit Lions in the 1990 season finale. Credited with 28 tackles, two sacks, and a forced fumble, according to unofficial press box statistics. Tied Terry Wooden for the team lead with four fumble recoveries. Started the season slowly, being credited with three tackles in his seven games, but then collected 10, including a sack, against San Diego.

COLLEGE: First-team All-America selection by the Football Writers Association, The Sporting News, and United Press International as a senior. Four-year letterman who ended his career with 242 tackles, including 76 for loss, and 31 sacks. Had 13 sacks as a senior and 15 as a junior. Finished third on the team in tackles with 109 as a senior, including a season-high 18 against Rutgers. Recorded three sacks against Purdue and West Virginia. Selected to play in the Blue-Gray and Senior Bowl games. Was second on the team in tackles as a junior with 93, despite playing the last three games with a broken wrist. Suffered a broken ankle as a freshman in 1983. Majored in Communications.

PERSONAL: Lettered in football and basketball in high school at Seton Hall Prep in Newark, New Jersey, where he was a member of USA Today's High School All-USA team as a senior. His hometown hosted Tony Woods Day on October 26, 1992. Brother, Darrel, also played linebacker at Pittsburgh. Tony, and his wife, Jill, have two daughters, Courtney (2/3/90) and Kaegan (11/4/91).

WOODS' NFL RECORD

Defense

	Club	G/S	Tkl	So	Ast	T/L	Sacks	FF	FR
1987	Seattle	12/7	45	30	15	6.0	0.0	1	1
1988	Seattle	16/16	82	59	23	13.0	5.0	0	2
1989	Seattle	16/12	61	46	15	3.0	3.0	1	0
1990	Seattle	16/15	43	42	1	6.0	3.0	1	0
1991	Seattle	14/14	28	23	5	2.0	2.0	1	4
1992	Seattle	15/15	47	37	10	8.5	3.0	0	0
NFL TOTALS		89/79	306	237	69	38.5	16.0	4	7

Totals include special teams statistics. Tackles for loss includes sacks.

ADDITIONAL STATISTICS

Kickoff Returns, 1 for 13 yards, 0 touchdowns in 1989.

Own Fumbles Recovered, 1 in 1988.

Playoff Games Played/Started: 1987 (Seattle) - 1/0; 1988 (Seattle) -1/1; Career - 2/1.

SINGLE GAME HIGHS

Defense

Tackles (Solos and Assists): 12, at N.Y. Jets 11/9/87 (7+5)


Tackles For Loss (Includes sacks): 3.0, vs. Denver 12/23/90

Sacks: 2.0, at Green Bay 12/9/90

Interceptions: None

Forced Fumbles: 1, 4 Times (Last: at Denver 9/15/91)

Fumble Recoveries: 1, 7 Times (Last: vs. San Francisco 12/8/91)



**DRAFT CHOICES
AND FREE AGENTS**




3 RICK MIRER QB

Ht: 6-2 Wt: 216 D1
Notre Dame Born: 3/3/70

COLLEGE: Three-year starter. Second-team All-America selection by Football News. Ranks first in school history to Steve Beuerlein with 41 touchdown passes. Ranks second in school history with 377 completions, 698 attempts, and 5,997 yards. Compiled a 29-7-1 record as a starter and led Irish to three bowl games,

Orange, Sugar, and Cotton, winning the last two. Added 694 yards rushing and 17 scores. Threw for 1,876 yards with 15 touchdowns and six interceptions, while completing 120-of-234 passes in 1992. Passed for single-season best 2,117 yards in 1991, the third-highest total in school history and was named team Co-Most Valuable Player along with running back Jerome Bettis. Two-time Chevrolet Most Valuable Player Award winner as a sophomore, versus Michigan in his first-ever start and against Michigan State. Threw the game-winning touchdown against the Wolverines with 1:40 left and rallied the Irish to 13 fourth quarter points versus the Spartans. Played in the East-West Shrine Game and Hula Bowl after graduation. Majored in Marketing.

PERSONAL: Two-time All-State pick and Gatorade Circle of Champions Indiana Player of the Year as a senior at Goshen High School in Goshen, Indiana. Atlanta Touchdown Club's Bobby Dodd winner as the nation's high school back of the year. Set state prep records with 44 touchdowns and 6,586 yards. Broke Jeff George's (now with the Indianapolis Colts) single season passing record with 3,973 yards as a senior. Added 30 touchdowns and 10 interceptions in leading team to 14-0 record and state title as a senior. Threw for 395 yards in state title game. His 3,973 yards ranks second in national high school history to Jimmy Jones' (Tallahassee, Florida) 4,098 in 1975. His father, Ken, was the head football coach at Goshen High but resigned before Rick played a varsity game. Born in Goshen.



26 CARLTON GRAY CB

Ht: 6-0 Wt: 191 D2
UCLA Born: 6/26/71


COLLEGE: Four-year letterman and three-year starter. Consensus first-team All-America by Associated Press, United Press International, Walter Camp Foundation, and Kodak in 1992. GTE Academic All-America as a senior. Awarded a \$5,000 post-graduate National Association of Collegiate Directors of Athletics

scholarship. Also a first-team All-Pac-10 pick by the conference coaches and a two-time first-team All-Academic pick. Finished second in school history with 16 interceptions, three off former Seahawks safety Kenny Easley's school record 19 from 1977-80. Finished second in the country in interceptions in 1991 with 10, an average of 0.91 per game. Added one in a bowl game to eclipse Bob Stiles' 1965 school record of nine. Credited with 150 tackles in his career. Was the first true freshman to start eight games on defense for UCLA since 1979 and was named Co-Defensive Rookie of the Year. Played in the Hula Bowl after his senior season. Communications Studies major.

PERSONAL: Football, basketball, and track letterman at Forest Park High School in Cincinnati, Ohio. Born in Cincinnati.

**95 DEAN WELLS** **LB****Ht: 6-3** **Wt: 238** **D4**
Kentucky **Born: 7/20/70****COLLEGE:** Four-year letterman and three-year starter. Four-time first-team All-Southeastern Conference All-Academic choice. Second player in school history to be a four-time all-academic pick. Finished his career with 206 total tackles, 26 tackles for loss, 17 quarterback sacks, and four blocked kicks, two punts and two field

goals. Holds school records for most sacks in a season with 10 and in a game with five versus Indiana, both in 1992. Established career highs in 1992 with 71 tackles, 15 tackles for loss, and 10 sacks. Played both strong outside linebacker and defensive tackle as a junior and was credited with 43 tackles and four sacks. Co-Defensive Lineman of the Year as a sophomore after registering 68 tackles. Redshirted in 1988. Played in the Blue-Gray and Senior Bowls after his senior season. Graduated at the end of the 1992 spring semester with a degree in Marketing.

PERSONAL: Lettered in football, basketball, and track at Holy Cross High School in Louisville, Kentucky. Team captain in football and a National Honor Society member. Has been active with the DARE program, Big Buddies, Kentucky Special Olympics, and SMART (Science Math Achievement Rising Talent). Born in Louisville.**1 TERRENCE WARREN** **WR****Ht: 6-1** **Wt: 200** **D5**
Hampton **Born: 8/2/69****COLLEGE:** Three-year letterman. Finished his career with 27 receptions for 698 yards, a 25.8 yard average, and six touchdowns. Rushed 51 times for 482 yards, a 9.4 yard average, and seven scores. Had 14 receptions for 383 yards, a 27.4 yard average, with five touchdowns, 198 yards rushing and four scores on 20 attempts, and a

24.0 kickoff return average, including an 88-yard touchdown in 1992. Totaled 212 all-purpose yards, including two touchdowns, in a 55-23 win over Virginia State. Two-time, 1990 and 1991, NCAA Division II national champion in the 200-meter dash. Has a personal best of 20.42. Gold medalist in the 4x400 relay in the 1991 Olympic Festival. Finished seventh in the 1992 Olympic Trials 200-meter quarterfinals. Majored in Physical Therapy.

PERSONAL: Football and track letterman at John F. Kennedy High School in Suffolk, Virginia. Born in Suffolk.**ROAD HOTELS**

Minneapolis	Marriott Southeast	(612) 935-5500
Houston	Stouffer Presidente	(713) 629-1200
San Diego	Pan Pacific	(619) 239-4500
New England	Hilton at Dedham Place ...	(617) 329-7900
Cincinnati	Hyatt Regency	(513) 579-1234
Detroit	Guest Quarters Suites	(313) 879-7500
Denver	Westin Tabor Center	(303) 572-9100
L.A. Raiders	Westin Century Plaza	(310) 277-2000
Kansas City	Marriott Downtown	(816) 421-6800



75 MICHAEL McCRARY DE

Ht: 6-4 Wt: 250 D7
Wake Forest Born: 7/7/70

COLLEGE: Three-year letterman and starter. Second-team All-Atlantic Coast Conference as a senior. ACC Defensive Lineman of the Week on October 19. Established single-season bests with 80 total tackles, 25 tackles for loss, and 16 sacks as a senior. Led the ACC in tackles for loss and tied for first in sacks. Finished his career with

199 total tackles, 47 tackles for loss, and 31 quarterback sacks. School's all-time leader in both quarterback sacks for a career and single game (4). Had 74 tackles in 1991, with 16 tackles for loss and 10 sacks. Ranked third in the conference in sacks and fifth in tackles for loss. Had 11 tackles, including four for loss versus Appalachian State as a junior. Majored in Communications.

PERSONAL: Attended George Marshall High School in Vienna, Virginia. Had 21 sacks as a junior, but only played three games as a senior after breaking his arm. Born in Vienna.



69 JEFF BLACKSHEAR G

Ht: 6-6 Wt: 325 D8a
N.E. Louisiana Born: 3/29/69

COLLEGE: Two-year starter at guard after transferring from junior college. First-team All-Louisiana and Kodak first-team All-America. Second-team All-Southland Conference choice in 1992. Took over as the starter with three games left in his junior season. Two-year starter at tackle at Northeast Mississippi Junior College in

Booneville, Mississippi. Majored in Criminal Justice.

PERSONAL: Played tight end and defensive end at Westwood High School in Fort Pierce, Florida. Caught 13 passes for a 28.1 yard average and four touchdowns as a senior. Born in Fort Pierce.



67 ANTONIO EDWARDS DE

Ht: 6-3 Wt: 270 D8b
Valdosta State Born: 3/10/70

COLLEGE: Four-year letterman and starter. Gulf South Conference Defensive Player of the Year as a senior. Four-time All-Gulf South Conference choice and a first-team selection as a senior. Had 45 tackles, five tackles for loss, and four sacks in 1992. Ended his career with a school record 34 sacks. Was credited with

214 tackles. Posted 14 sacks in 1990 and 12 in 1991. Majored in Criminal Justice.

PERSONAL: Attended Colquitt County High School in Moultrie, Georgia. Born in Moultrie.

PRIME TIME

The Seahawks will make one national television appearance in 1993, on TNT hosting the Los Angeles Raiders on week two. Seattle is 0-1 on TNT, having lost to the Raiders in 1991.



2 MICHAEL BATES WR

Ht: 5-10 Wt: 189 D6 ('92)
Arizona Born: 12/19/69

1993: Signed on March 7, after missing the entire 1992 season in a contract dispute. Captured the bronze medal at the 1992 Summer Olympics in Barcelona, Spain, with a time of 20.38 seconds, finishing behind the United States' Mike Marsh (20.01) and Namibia's Frank Fredericks (20.13). His personal best in the 200-meters is

20.14 at the June 1992 Olympic Trials.

COLLEGE: Earned two letters in both football and track. Was not enrolled in school in 1991 to concentrate on track. Played both running back and wide receiver. Rushed for 230 yards on 63 carries, a 3.5 average, and two touchdowns, in his career. Added 11 receptions for a 17.0 yard average, and one score, and returned 45 kickoffs for a 23.7 yard average, including a 97-yard touchdown return against Washington State. Punted twice for a 48.0 yard average. Voted the Pac 10's Outstanding Male Performer at the conference track championships in 1989 and 1990, as he won the 100 and 200-meter dashes. Member of the Wildcats 400-meter relay that finished second in the 1989 NCAA Championships. Had a collegiate personal best of 10.17 in the 100-meters and 20.37 in the 200-meters. General Studies major.

PERSONAL: Football and track letterman at Amphitheater High School in Tucson, Arizona. Received all 10 votes in the Best in the West poll conducted by the *Long Beach Press Telegram*. Has two brothers that played in college, Marion at the University of Southern California and at the University of Arizona and Mario at Arizona State University. Born in Tucson, Arizona.

FREE AGENTS

34 NORRIS BROWN

CB

Ht: 5-9 Wt: 188

Clemson

1993: Signed as a free agent on April 28.

COLLEGE: Four-year letterman who started at strong safety as a senior. Finished his career with 76 tackles and five interceptions and was credited with 44 tackles and had three interceptions in 1992. Played in three bowl games. Played cornerback his first two seasons after redshirting in 1988. Graduated with a degree in Human Resource Development.

PERSONAL: Attended Conway High School in Conway, South Carolina, and was an all-state choice in football as a senior. Also lettered in track. Norris and his wife, Deborah (8/1/90) live in Knoxville, Tennessee. Born December 14, 1969, in Conway.

46 KEN BURRESS

CB

Ht: 5-11 Wt: 175

Bowling Green

1993: Signed as a free agent on April 30.

COLLEGE: Four-year letterman and starter. Second-team All-Mid-America Conference pick by the coaches in 1992 after recording

54 tackles and two interceptions. Had a single-season high 63 tackles in 1991. Finished his career with 197 tackles and four interceptions. Redshirted in 1988. Manufacturing Technologies major.

PERSONAL: Football, baseball, and track letterman at Middletown High School in Middletown, Ohio. Born February 16, 1970, in Middletown.

8 C. J. DAVIS **WR**
Wt: 5-11 **Wt: 191** **Washington State**

1993: Signed as a free agent on April 28.

COLLEGE: Four-year letterman and three-year starter. Finished his career with 128 receptions for 2,168 yards, a 16.9 yard average, and 14 touchdowns. Ranks fourth all-time in both receptions and yards in school history. Became only the third player to surpass 1,000 receiving yards in one season with 1,024 on 63 receptions in 1993. Averaged 16.3 yards per catch and scored five touchdowns. Redshirted in 1990 after suffering a shoulder injury. Physical Education major.

PERSONAL: First-team All-South Puget Sound League as a senior at Curtis High School in Tacoma, Washington. Born September 4, 1969, at Clark Air Force Base, Phillipines.

74 ANDREW DEES (1) **T**
Wt: 6-6 **Wt: 274** **Syracuse**

1993: Signed as a free agent on March 30.

CAREER: Originally signed as an undrafted free agent by the Cincinnati Bengals on April 29, 1992. Placed on injured reserve on September 5 and was added to the practice squad on October 15. Was waived by the Bengals November 4.

COLLEGE: Four-year letterman and three-year starter at tight end. Finished his career with 24 receptions for 326 yards, a 13.6 yard average, and one touchdown. Had 14 receptions for 179 yards in 1989. Redshirted in 1987. Played in the Peach and Aloha Bowls, catching three passes for 40 yards. Majored in Child and Family Studies.

PERSONAL: Football and basketball letterman at Babylon High School in Babylon, New York. Born December 1, 1969, in Babylon.

68 MIKE DeHOOG **T**
Wt: 6-4 **Wt: 296** **Utah**

1993: Signed as a free agent on April 29.

COLLEGE: First-team All-Western Athletic Conference choice by Football News and a second-team choice by the coaches in 1992. Three-year letterman and starter. Started all season at left tackle in 1992 after starting at both left and right tackle in 1991, and at left tackle in 1990. Named team's Most Valuable Offensive Player in 1991. Redshirted in 1987 and was granted a medical hardship in 1988 after undergoing left knee surgery. Did not play football in 1989. Graduated with a degree in Public Communications.

PERSONAL: Football, basketball, baseball, and soccer letterman

DEFENSE NEVER RESTS

In two-of-the-last three seasons, ever since the change in schemes from the 3-4 to the 4-3, the Seahawks defense has set new team records for fewest yards allowed in a 16-game season. In 1992, Seattle allowed a record 4,583 yards.

at Ontario Christian High School in Ontario, California. Football team captain as a senior. Born February 14, 1969, in Chino, California. Last name is pronounced da-HOGE.

13 CHRIS DUGAN (1)

K

Wt: 5-10

Wt: 170

Arizona State

1993: Signed as a free agent on April 30.

CAREER: Originally signed as a free agent by the Buffalo Bills on April 17, 1991, and was waived on June 18. Also had a free agent tryout with the Denver Broncos in 1992, signing on May 20 and being waived on July 29.

COLLEGE: Attended Arizona State University after earning all-conference honors at Scottsdale Community College in Scottsdale, Arizona. Originally enrolled at Eastern Kentucky in 1984. Earned an associate degree in Business from Scottsdale Community College.

PERSONAL: Football and track letterman at Cathedral High School in Indianapolis, Indiana. Born May 4, 1965, in Omaha, Nebraska.

52 MARCUS EVANS

LB

Wt: 6-2

Wt: 248

Youngstown State

1993: Signed as a free agent on April 30.

COLLEGE: Three-year letterman and starter at middle linebacker. Finished his career with 250 total tackles, 11 tackles for loss, eight interceptions, and five sacks. Had a single-season best 97 tackles in 1992 and added 16 in the postseason. Originally enrolled at the University of Tennessee in 1988 as a tight end and redshirted. Also saw action as a defensive tackle in the spring of 1989. Sat out the 1989 season after transferring. Majored in Social Work with a minor in Sociology.

PERSONAL: Named the State of Ohio's Lineman of the Year as a senior at Forest Park High School in Cincinnati, Ohio. Also lettered in basketball and track. Born January 1, 1970, in Cincinnati.

65 JEFF FIELDS (1)

DT

Ht: 6-2

Wt: 298

Arkansas State

1993: Signed as a free agent on June 22.

CAREER: Originally drafted on the ninth round by the Los Angeles Rams in 1991. was waived by the Rams on August 21.

COLLEGE: Two-year starter after transferring from junior college. Credited with 65 tackles and had four sacks as a senior after recording 43 tackles and three sacks as a junior. Junior college All-America and was voted the best defensive tackle in Mississippi while at Hinds Junior College in Hinds, Mississippi. Majored in Criminology.

PERSONAL: Lettered in football, track and soccer at Hill High School in Jackson, Mississippi. Born July 7, 1967, in Jackson.

16 PETER GARDERE

P

Wt: 6-0

Wt: 190

Texas

1993: Signed as a free agent on April 28.

COLLEGE: Four-year letterman and the starter at quarterback since the fourth game of his redshirt freshman season. Finished his career completing 561-of-1,025 passes for 7,396 yards, 37 touchdowns and 45 interceptions. Holds school career records for attempts, completions, yards, and touchdowns. Completed 181-of-329 passes for 2,364 yards, 16 touchdowns and 13 interceptions in

1992. Set single-season marks in 1992 with 181 completions, 2,364 yards, and 16 touchdowns, while equaling the record with 329 attempts. Possesses three-of-the-top five single-season marks in attempts, completions, and yards. Co-holds the mark with four touchdown passes versus Texas Christian in 1990. Also lettered in baseball and played in the 1993 College World Series. Speech Communications major.

PERSONAL: Houston Touchdown Club Texas Offensive Player of the Year as a senior at Lee High School in Houston, Texas. Was listed on 10-of-11 state career passing categories, including third in yards with 5,754. First-team all-state as a punter and second-team as a quarterback as a senior. Born September 28, 1969, in Houston. Last name is pronounced gar-DARE.

5 ANTHONY GREEN (1)

WR

Wt: 5-11

Wt: 186

Western Kentucky

1993: Signed as a free agent on March 15.

CAREER: Originally signed as an undrafted free agent by the Cincinnati Bengals on April 30, 1990, and was waived on July 21.

1991: Signed with the San Francisco 49ers as a free agent on July 22, and was placed on injured reserve on July 23. Was waived on August 12. **1992:** Played the World League season with the Sacramento Surge and Birmingham Fire catching three passes for 16 yards.

COLLEGE: Played two seasons at Western Kentucky after transferring from Tyler Junior College in Tyler, Texas. Caught 31 passes for 455 yards and three scores at Western Kentucky and returned 27 kickoffs for a 22.4 yard average, and two scores. Set school single season records with 26 kickoff returns and 603 kickoff return yards in 1989 and equaled another with two returns for touchdowns. Team's leading receiver in 1988 with 28 for 435 yards and three scores. Redshirted in 1987 after playing two seasons at Tyler. Majored in Psychology and Sociology.

PERSONAL: Played football at W.W. Samuell High School in Dallas, Texas. Born June 12, 1967, in Dallas.

55 PAUL LONG

C

Wt: 6-3

Wt: 282

Ohio State

1993: Signed as a free agent on April 30.

COLLEGE: Four-year letterman and two-year starter. Named team's Most Outstanding Offensive Lineman as a senior and was an honorable mention All-Big 10 pick by the conference coaches. Started as a junior and was the recipient of the Quarterback Club Award given to the top newcomer. Enrolled in the Winter Program in 1987 and redshirted in 1988. Played six games as a defensive tackle in 1989 before moving to center in spring drills after the season. Played as a reserve in 1990. Graduated with a degree in Advertising.

PERSONAL: Football, wrestling, and track letterman at Mayfield High School in Mayfield, Ohio. Finished fifth in the state in both wrestling (heavyweight) and shot put. Born April 9, 1969, in Cleveland, Ohio.

62 MIKE LUSTYK

DT

Wt: 6-3

Wt: 270

Washington

1993: Signed as a free agent on May 4.

COLLEGE: Three-year letterman. Started as a senior, opening the first seven games. Finished his career with 54 tackles, eight

tackles for loss, and three-and-a-half sacks. He totaled 28 tackles, five tackles for loss, and two-and-a-half sacks as a senior. Majored in Psychology.

PERSONAL: USA Today and Parade Magazine first-team prep All-America choice as a senior at Interlake High School in Bellevue, Washington. Washington State Player of the Year by USA Today and Gatorade. Finished his prep career as the school's all-time leading scorer in basketball and was the only sophomore starter on Interlake's state championship baseball team. Born June 24, 1970, in Seattle, Washington.

30 MIKE MCKINLEY

Wt: 6-0

Wt: 226

FB

Oklahoma

1993: Signed as a free agent on April 30. Did not play football in 1992.

COLLEGE: Four-year letterman. Team captain as a senior. Played as a true freshman in 1987 and redshirted in 1988. Finished his career with 1,092 yards on 214 carries, a 5.1 yard average, and 14 touchdowns. Gained 87 yards and scored three touchdowns against Nebraska in 1990. Rushed for 534 yards and six scores as a junior in 1990 and 346 yards and four scores as a senior in 1991. Graduated with a degree in Communications.

PERSONAL: Football and track letterman at Perrytown High School in Perrytown, Texas. Born November 30, 1968, in Gellette, Wyoming.

75 DAVID OLIVER

Wt: 6-6

Wt: 282

T

Northern Colorado

1993: Signed as a free agent on April 30.

COLLEGE: Three-year letterman and two-year starter at right tackle. Earned first-team All-North Central Conference honors in 1992. Attended Midland Lutheran College in Fremont, Nebraska, before transferring. Sat out the 1989 season after transferring and played as a reserve in 1990. History Education major.

PERSONAL: Football, basketball, and track letterman at Doherty High School in Colorado Springs, Colorado. Born July 2, 1970, in Mesa, Arizona.

58 BOB REES

Wt: 6-6

Wt: 267

T

Iowa

1993: Signed as a free agent on April 29.

COLLEGE: Lettered three seasons and started as a senior at right tackle. Redshirted in 1988. Graduated with a degree in Communications.

PERSONAL: Football, basketball, and track letterman at East High School in Sioux City, Iowa. Scholastic Coach Iowa Player of the Year. Holds the school's rebounding record. Born February 3, 1970, in Sioux City.

ONLY ONE

The Phoenix Cardinals are the only NFL team that the Seahawks have not defeated in their 17-year history. The Cardinals have won all three previous regular season meetings, 30-24 in 1976 in the Kingdome, 33-28 in 1983 in St. Louis, and 34-24 in 1989 in Seattle. The two teams meet in the 1993 regular season on December 19 in the Kingdome.

22 ALEX SMITH
Wt: 5-10 Wt: 211

RB
Auburn

1993: Signed as a free agent on April 30.

COLLEGE: Three-year letterman. Started three games in 1991 and rushed for a single-season best 348 yards on 60 attempts, a 5.8 yard average, and one score. Ended his career with 733 yards on 121 attempts, with three scores. Added 23 receptions for an 8.1 yard average, and returned 16 kickoffs for an 18.3 yard average. Played in the Blue-Gray All-Star Game. Family and Child Development major.

PERSONAL: Played fullback and tailback at Lakeshore High School in College Park, Georgia. Alex and his wife, Phleshana (6/19/93) live in Lanett, Alabama. Born August 10, 1969, in Atlanta, Georgia.

40 TOMMIE SMITH
Wt: 6-1 Wt: 212

S
Washington

1993: Signed as a free agent on April 26.

COLLEGE: Four-year letterman and three-year starter, starting at both free and strong safety. Finished his career with 159 tackles, 21 tackles for loss, eight interceptions, and six sacks. Blocked and recovered a punt on his first collegiate play, at Southern California, returning it for a touchdown. Played in four bowl games, Freedom and three Rose Bowls, winning two. Team posted 10-2, 12-0 and 9-3 records his last three seasons winning three consecutive Pac-10 titles. Started 10 games at free safety in 1990, before moving to strong safety in 1991. Played in the Hula Bowl. Afro-American Studies major.

PERSONAL: USA Today California High School Player of the Year at Antelope Valley High School in Lancaster, California. Rushed for 218 yards and scored four touchdowns as a senior in the California Interscholastic Federation Southern Division II title game. Also lettered in track. Born August 7, 1971, in Lancaster, California. Tommie and his wife, Angie (2/20/93), live in Redmond, Washington.

38 MACK STRONG
Wt: 6-0 Wt: 211

FB
Georgia

1993: Signed as a free agent on April 28.

COLLEGE: Four-year letterman and two-year starter. Offensive team captain as a senior. Rushed for a single-season high 358 yards on 63 carries, a 5.7 yard average, and three scores in 1992. Finished his career with 812 yards on 195 carries, a 4.2 average, and nine scores. Had six touchdowns on 67 carries in 1991. Added 35 career receptions for 400 yards, an 11.4 average, and one score. Sociology major.

PERSONAL: Rushed for 4,414 yards and 83 touchdowns at Brookstone High School in Columbus, Georgia. Born September 11, 1971, at Fort Benning, Georgia.

60 TED VELICER
Wt: 6-3 Wt: 287

G
Iowa

1993: Signed as a free agent on April 29.

COLLEGE: Four-year letterman and three-year starter. Started nine games at left guard in 1992 after opening 10 in 1991. Started the first eight games of the 1990 season at right guard. Redshirted in 1988 and played on special teams in 1989. Played in the Blue-Gray All-Star Game. Graduated May 15 with a degree in Leisure Studies.

PERSONAL: Football team captain at Preble High School in Green Bay, Wisconsin. Also lettered in track, setting the city record of 56'-10" in the shot put. Born October 15, 1969, in Green Bay.

49 DAVID WEBB

LB

Wt: 6-4

Wt: 227

Southern California

1993: Signed as a free agent on April 28.

COLLEGE: Four-year letterman and two-year starter. Second-team All-Pac-10 selection by the coaches in 1991 and 1992. Started 10 games at defensive tackle in 1992 after opening eight in 1991. Credited with 47 tackles, 12 tackles for loss, and seven sacks in 1992. Had 50 tackles in 1991, with five tackles for loss and two sacks. Finished his career with 129 tackles, 19 tackles for loss, and nine sacks. Redshirted in 1988 and played as a reserve middle linebacker in 1989, before moving to outside linebacker in 1990. Played in the East-West Shrine Game and Japan Bowls. Graduated with a degree in Public Administration.

PERSONAL: Football, track and soccer letterman at Irvine High School in Irvine, California. Born November 14, 1969, in Long Beach, California.

65 TERRENCE WISDOM

G

Wt: 6-4

Wt: 297

Syracuse

1993: Signed as a free agent on April 30.


COLLEGE: First-team All-Big East Conference in 1992 as selected by the conference coaches. Second-team Football News All-America choice. Second-team all-conference in 1991. Four-year letterman and three-year starter at right guard. Redshirted in 1988 and played as a reserve offensive lineman in 1989. Played in the Japan Bowl. Graduated with a degree in Marketing.

PERSONAL: Football and track letterman at Roosevelt High School in Roosevelt, New York. National Honor Society member who entered college at age 16. Born December 4, 1971, in Brooklyn, New York.

RADIO NETWORK

For the eighteenth consecutive season, KIRO Newsradio 710 will serve as the flagship station of the Seahawks Radio Network. Steve Thomas enters into his first full season of calling the play-by-play, with analysis from former Seahawks wide receiver Steve Raible, who's in his twelfth season. Wayne Cody, enters into his eighteenth season on the broadcast team, and will host the pregame and postgame shows, along with Jeff Aaron. As of July 1, the following stations comprise the Seahawks 1993 Radio Network.

In Washington: KIRO, Seattle; KXRO, Aberdeen; KPUG, Bellingham; KITI, Centralia; KCVL Colville; KXLE, Ellensburg; KVAC Forks; KEYG Grand Coulee; KLOG Kelso; KBSN, Moses Lake; KBRC Mount Vernon; KGY, Olympia; KOMW, Omak; KONP, Port Angeles; KQQQ, Pullman; KMAS, Shelton; KXLY, Spokane; KONA, Tri Cities; KUJ, Walla Walla; KPQ, Wenatchee; and KIT, Yakima. In Oregon: KRXT, Albany; KAST, Astoria; KIHR, Hood River; KNPT Newport; KFXD Portland; KPRB, Redmond. In Idaho: KFXD Boise; KRLC, Lewiston. In Montana: KGEZ, Kalispell; KMAY Billings. In Alaska: KENI, Anchorage; KLAM, Cordova; KAKQ Fairbanks; KINY, Juneau; KZXX, Kenai; KTKN Ketchikan; KVOK, Kodiak; KRSA, Petersburg; KSWD Seward; KVAK, Valdez.



1993 OPPONENTS

INDIANAPOLIS COLTS

Sat., Aug. 7, Kingdome
6:00 p.m., (NBC,
preseason)

ADDRESS: P.O. Box 535000
Indianapolis, IN 46253

PHONE: (317) 297-2658

PRESIDENT AND TREASURER: Robert
Irsay

VICE PRESIDENT/GENERAL MANAGER:
Jim Irsay

HEAD COACH (CAREER RECORD): Ted Marchibroda (50-40-0)

ASSISTANT COACHES: Ron Blackledge, Fred Bruney, George
Catavolos, Gene Huey, Nick Nicolau, Dwain Painter, Francis
Peay, Jay Robertson, Brad Seely, Rick Venturi, Tom Zupancic

PUBLIC RELATIONS DIRECTOR: Craig Kelley

STADIUM (CAPACITY): Hoosier Dome (60,127)

TEAM COLORS: Royal Blue and White

1992 RECORD (FINISH): 9-7-0 (3rd AFC East). Did not qualify for the
playoffs.

'92 SCORING LEADER: Dean Biasucci, 24-24 PATs, 16-29 FGs, 72
points

'92 RUSHING LEADER: Anthony Johnson, 178 atts., 592 yds., 3.3
avg., 19 LG, 0 TD

'92 PASSING LEADER: Jeff George, 306 atts., 167 comps., 54.6%,
1,963 yds., 7 TDs, 15 ints., 61.5 rating

'92 RECEIVING LEADER: Reggie Langhorne, 65 receipts., 811 yds.,
12.5 avg., 34 LG, 1 TD

'92 INTERCEPTION LEADER: Mike Prior, 6

'92 SACK LEADER: Carl Banks, 9.0



MINNESOTA VIKINGS

Sat., Aug. 14, Hubert H.
Humphrey Metrodome,
5:00 p.m. (NBC,
preseason)

ADDRESS: 9520 Viking Drive
Eden Prairie, MN 55344

PHONE: (612) 828-6500

CHAIRMAN OF THE BOARD: John C.
Skoglund

PRESIDENT/CEO: Roger Headrick

HEAD COACH (CAREER RECORD): Dennis Green (11-5-0)

ASSISTANT COACHES: Tom Batta, Brian Billick, Jack Burns, Tony
Dungy, Monte Kiffin, John Michels, Tom Moore, John Teerlinck,
Willie Shaw, Richard Solomon, Tyrone Willingham, Steve
Wetzel

PUBLIC RELATIONS DIRECTOR: David Pelletier

STADIUM (CAPACITY): Hubert H. Humphrey Metrodome (63,000)

TEAM COLORS: Purple, Gold, and White

1992 RECORD (FINISH): 11-5-0 (1st NFC Central). Lost NFC First-
Round Playoff Game to Washington Redskins, 24-7.

'92 SCORING LEADER: Fuad Reveiz, 45-45 PATs, 19-25 FGs, 102
points

'92 RUSHING LEADER: Terry Allen, 266 atts., 1,201 yds., 4.5 avg., 51
LG, 13 TDs

'92 PASSING LEADER: Rich Gannon, 279 atts., 159 comp., 57.0%,
1,905 yds., 12 TDs, 13 atts., 72.9 rating

'92 RECEIVING LEADER: Cris Carter, 53 receipts., 681 yds., 12.8 avg.,
44 LG, 6 TDs

'92 INTERCEPTION LEADER: Audray McMillian, 8

'92 SACK LEADER: Chris Doleman, 14.5



SAN FRANCISCO 49ERS

Sat., Aug. 21, Kingdome,
7:00 p.m. (NBC,
preseason)

ADDRESS: 4949 Centennial Blvd.
Santa Clara, CA 95054

PHONE: (408) 562-4949

OWNER: Edward J. DeBartolo, Jr.

VICE PRESIDENT/FOOTBALL

OPERATIONS: John McVay

HEAD COACH (CAREER RECORD): George Seifert (52-12-0)

ASSISTANT COACHES: Jerry Attaway, Dwaine Board, Jeff Fisher,
Mike Shanahan, Carl Jackson, Steve Little, Allan Lowry, John
Marshall, Bobb McKittrick, Bill McPherson, Ray Sherman, Mike
Solari, Eric Wright, Bob Zeman

DIRECTOR OF PUBLIC/COMMUNITY RELATIONS: Rodney Knox

STADIUM (CAPACITY): Candlestick Park (66,513)

TEAM COLORS: Forty Niners Gold and Scarlet

1992 RECORD (FINISH): 14-2-0 (1st NFC West). Lost NFC
Championship Game to Dallas Cowboys, 30-20.

'92 SCORING LEADER: Mike Cofer, 53-54 PATs, 18-27 FGs, 107
points

'92 RUSHING LEADER: Ricky Watters, 206 atts., 1,013 yds., 4.9 avg.,
43 LG, 9 TDs

'92 PASSING LEADER: Steve Young, 402 atts., 268 comp., 66.7%,
3,465 yds., 25 TDs, 7 ints., 107.0 rating

'92 RECEIVING LEADER: Jerry Rice, 84 receipts., 1,201 yds., 14.3
avg., 80 LG, 10 TDs

'92 INTERCEPTION LEADER: Don Griffin, 5

'92 SACK LEADER: Tim Harris, 17.0



HOUSTON OILERS

Sat., Aug. 28, Astrodome,
5:00 p.m. (NBC,
preseason)

Sun., Nov. 7, Astrodome,
10:00 a.m. (NBC)

ADDRESS: 6910 Fannin Street
Houston, TX 77030

PHONE: (713) 797-9111

OWNER: K.S. (Bud) Adams

EXECUTIVE VICE PRESIDENT/GENERAL MANAGER: Mike Holovak

HEAD COACH (CAREER RECORD): Jack Pardee (74-64-0 overall,
30-18 with Oilers)

ASSISTANT COACHES: Charlie Baggett, Tom Bettis, Frank Bush,
Kevin Gilbride, Ronnie Jones, Frank Novak, Buddy Ryan, Jim
Stanley, Steve Watterson, Gregg Williams, Bob Young

DIRECTOR OF MEDIA RELATIONS: Chip Namias

STADIUM (CAPACITY): Astrodome (62,021)

TEAM COLORS: Columbia Blue, Scarlet, and White

1992 RECORD (FINISH): 10-6-0 (2nd AFC Central). Lost AFC First-
Round Playoff at Buffalo Bills, 41-38, in overtime.

'92 SCORING LEADER: Al Del Greco, 41-41 PATs, 21-27 FGs, 104
points

'92 RUSHING LEADER: Lorenzo White, 265 atts., 1,226 yds., 4.6
avg., 44 LG, 7 TDs

'92 PASSING LEADER: Warren Moon, 346 atts., 224 comp., 64.7%,
2,521 yds., 18 TDs, 12 ints., 89.3 rating

'92 RECEIVING LEADER: Haywood Jeffires, 90 receipts., 913 yds.,
10.1 avg., 47 LG, 9 TDs

'92 INTERCEPTION LEADER: Jerry Gray, 6

'92 SACK LEADER: Ray Childress, 13.0



SERIES RESULTS: Seattle 4, Houston 3

11/20/77 — L	10-22	61,519	9/19/82 — L @	21-23	43,117
10/21/79 — W	34-14	60,705	11/13/88 — W	27-24	60,446
10/5/80 — W @	26-7	46,860	12/2/90 — *W	13-10	57,592
10/11/81 — L @	17-35	42,671			

SAN DIEGO CHARGERS

Sun., Sept. 5, San Diego
Jack Murphy Stadium,
1:00 p.m. (NBC)

Sun., Oct. 3, Kingdome,
1:00 p.m. (NBC)



ADDRESS: Jack Murphy Stadium
 P.O. Box 20686
 San Diego, CA 92120

PHONE: (619) 280-2111

CHAIRMAN OF THE BOARD/PRESIDENT: Alex Spanos

GENERAL MANAGER: Bobby Beathard

HEAD COACH (CAREER RECORD): Bobby Ross (11-5-0)

ASSISTANT COACHES: Bill Arnsparger, Sylvester Croom, John Dunn, John Fox, Ralph Friedgen, Dale Lindsey, Carl Mauck, John Misciagna, George O'Leary, Chuck Priefer, Jack Reilly, Jerry Sullivan

PUBLIC RELATIONS DIRECTOR: Bill Johnston

STADIUM (CAPACITY): San Diego Jack Murphy Stadium (60,836)

TEAM COLORS: Navy Blue, Gold, and White

1992 RECORD (FINISH): 11-5-0 (1st, AFC West). Lost AFC Divisional Playoff Game at Miami Dolphins, 31-0.

'92 SCORING LEADER: John Carney, 35-35 PATs, 26-32 PATs, 113 points

'92 RUSHING LEADER: Marion Butts, 218 atts., 809 yds., 3.7 avg., 22 LG, 4 TDs

'92 PASSING LEADER: Stan Humphries, 454 atts., 263 comp., 57.9 avg., 3,356 yds., 16 TDs, 18 ints., 76.4 rating

'92 RECEIVING LEADER: Ronnie Harmon, 79 receipts., 914 yds., 11.6 avg., 55 LG, 1 TD

'92 INTERCEPTION LEADER: Darren Carrington, 6

'92 SACK LEADER: Leslie O'Neal, 17.0

SERIES RESULTS: Seattle 14, San Diego 14

11/27/77 — L	28-30	55,338	10/6/86 — W	33-7	63,207
9/3/78 — L	20-24	55,778	12/14/86 — W @	34-24	47,096
12/10/78 — L @	10-37	49,975	11/22/87 — W	34-3	62,444
9/2/79 — L	16-33	62,287	9/18/88 — L @	6-17	44,449
10/14/79 — L @	10-20	50,077	10/30/88 — W	17-14	59,641
9/7/80 — L	13-34	62,042	10/15/89 — W @	17-16	50,079
12/13/80 — L @	14-21	49,980	10/29/89 — W	10-7	59,961
10/4/81 — L @	10-24	51,463	11/4/90 — L	14-31	59,646
11/16/81 — W	44-23	58,628	11/25/90 — *W @	13-10	50,097
9/18/83 — W	34-31	61,714	10/27/91 — W	20-9	58,025
10/9/83 — L @	21-28	49,132	11/10/91 — L @	14-17	43,597
9/9/84 — W	31-17	61,314	10/04/92 — L @	6-17	36,783
10/29/84 — W @	24-0	53,974	12/27/92 — L	14-31	49,324
9/15/85 — W @	49-35	54,420	* Overtime		
10/6/85 — W	26-21	61,300			

CUTDOWN DATES

National Football league teams will observe the following cutdown dates for the 1993 season: rosters will be trimmed to 60 players on Tuesday, August 24 and to 47 players on Monday, August 30. Roster will then be increased to 53 players on Tuesday, August 31.

LOS ANGELES RAIDERS

Sun., Sept. 12, Kingdome,
5:00 p.m. (TNT)

Sun., Dec. 12, Los Angeles
Memorial Coliseum, 1:00
p.m. (NBC)

ADDRESS: 332 Center Street
El Segundo, CA 90245

PHONE: (310) 322-3451

PRESIDENT OF THE GENERAL

PARTNER: Al Davis

HEAD COACH (CAREER RECORD): Art Shell (35-25-0)

ASSISTANT COACHES: Fred Biletnikoff, Gunther Cunningham, Ray
Hamilton, Jim Haslett, Odis McKinney, Bill Meyers, Steve
Ortmayer, Terry Robiskie, Joe Scannella, Todd Sperber, Jack
Stanton, Tom Walsh, Mike White, Doug Wilkerson

PUBLICATIONS: Mike Taylor

STADIUM (CAPACITY): Los Angeles Memorial Coliseum (92,488)

TEAM COLORS: Silver and Black

1992 RECORD (FINISH): 7-9-0 (4th AFC West). Did not qualify for the
playoffs

'92 SCORING LEADER: Jeff Jaeger, 28-28 PATs, 15-26 FGs, 73
points

'92 RUSHING LEADER: Eric Dickerson, 187 atts., 729 yds., 3.9 avg.,
40 LG, 2 TDs

'92 PASSING LEADER: Jay Schroeder, 253 atts., 123 comp., 48.6%,
1,476 yds., 11 TDs, 11 ints., 63.3 rating

'92 RECEIVING LEADER: Tim Brown, 49 receipts., 693 yds., 14.1 avg.,
68 LG, 7 TDs

'92 INTERCEPTION LEADER: Terry McDaniel, 4

'92 SACK LEADER: Anthony Smith, 13.0

SERIES RESULTS: Los Angeles 16, Seattle 14

11/6/77 — L @ 7-44 50,929	10/12/86 — L @ 10-14 70,635
10/22/78 — W 27-7 62,529	12/8/86 — W 37-0 62,923
11/26/78 — W @ 17-16 52,978	10/25/87 — W @ 35-13 52,735
9/16/79 — W 27-10 61,602	11/30/87 — L 14-37 62,802
12/16/79 — W @ 29-24 53,177	11/28/88 — W 35-27 62,641
10/26/80 — L @ 14-33 50,185	12/18/88 — W @ 43-37 61,127
11/17/80 — L 17-19 60,480	10/1/89 — W @ 24-20 44,319
9/20/81 — L @ 10-20 45,725	12/17/89 — W 23-17 61,076
11/29/81 — L 31-32 57,147	9/16/90 — L 13-17 61,889
12/5/82 — L @ 23-28 42,170	10/14/90 — L @ 17-24 50,624
10/16/83 — W 38-36 60,697	10/13/91 — *L 20-23 61,974
10/30/83 — W @ 34-21 49,708	11/17/91 — L @ 7-31 49,317
10/7/84 — L @ 14-28 77,904	10/18/92 — L 0-19 56,904
11/12/84 — W 17-14 64,011	11/15/92 — L @ 3-20 46,862
11/3/85 — W 33-3 64,060	* Overtime
12/15/85 — L @ 3-13 77,425	

Franchise transferred from Oakland in 1982

NEW ENGLAND PATRIOTS

Sun., Sept. 19, Foxboro
Stadium, 10:00 a.m.
(NBC)

Sun., Oct. 24, Kingdome,
1:00 p.m. (NBC)

ADDRESS: Foxboro Stadium
Route 1, Foxboro, MA 02035

PHONE: (508) 543-8200

OWNER: James B. Orthwein



EXECUTIVE VICE PRESIDENT/FOOTBALL OPERATIONS: Patrick Forte
HEAD COACH (CAREER RECORD): Bill Pacells (77-49-1 overall, 1st season with Patriots)

ASSISTANT COACHES: Dave Atkins, Romeo Crennell, Al Groh, Fred Hoaglin, Chris Palmer, Johnny Parker, Ray Perkins, Dante Scarnecchia, Mike Sweatman, Bob Trott, Charlie Weis

VICE PRESIDENT OF PUBLIC RELATIONS: Mike Hanson

STADIUM (CAPACITY): Foxboro Stadium (60,794)

TEAM COLORS: Red, White, and Blue

1992 RECORD (FINISH): 2-14-0 (5th, AFC East). Did not advance into the playoffs.

'92 SCORING LEADER: Jason Staurovsky, 22-24 PATs, 11-17 FGs, 55 points

'92 RUSHING LEADER: Jon Vaughn, 113 atts., 451 yds., 4.0 avg., 36 LG, 1 TD

'92 PASSING LEADER: Hugh Millen, 203 atts., 124 comps., 61.1%, 1,203 yds., 8 TDs, 10 Ints., 70.3 rating

'92 RECEIVING LEADER: Irving Fryar, 55 receipts., 791 yds., 14.4 avg., 54 LG, 4 TDs

'92 INTERCEPTION LEADER: Jerome Henderson and Maurice Hurst, 3

'92 SACK LEADER: Andre Tippett, 7.0

SERIES RESULTS: New England 6, Seattle 5

10/9/77 — L @ 0-31 45,929	9/21/86 — W @ 38-31 58,977
9/21/80 — L 31-37 61,035	12/4/88 — L @ 7-13 59,068
12/19/82 — L 0-16 53,457	9/24/89 — W @ 24-3 48,025
12/18/83 — W 24-6 59,688	10/7/90 — W @ 33-20 39,735
9/16/84 — L @ 23-38 43,140	9/20/92 — W @ 10-6 42,327
11/17/85 — L 13-20 60,345	

CINCINNATI BENGALS

Sun., Sept. 26, Riverfront Stadium, 1:00 p.m. (NBC)

ADDRESS: 200 Riverfront Stadium
Cincinnati, Ohio 45202

PHONE: (513) 621-3550

PRESIDENT: John Sawyer

VP/GENERAL MANAGER: Mike Brown

HEAD COACH (CAREER RECORD):

Dave Shula (5-11-0)

ASSISTANT COACHES: Jim Anderson, Ken Anderson, Marv Braden, Mike Pope, Ron Lynn, Jim McNally, Mike Haluchak, Richard Williamson, Bob Karmelowicz, Ron Meeks, Kim Wood

PUBLIC RELATIONS DIRECTOR: Al Heim

STADIUM (CAPACITY): Riverfront Stadium (60,389)

TEAM COLORS: Orange, Black, and White

1992 RECORD (FINISH): 5-11-0 (4th AFC Central). Did not qualify for the playoffs.

'92 SCORING LEADER: Jim Breech, 31-31 PATs, 19-27 FGs, 88 points

'92 RUSHING LEADER: Harold Green, 265 atts., 1,170 yds., 4.4 avg., 53 LG, 2 TDs

'92 PASSING LEADER: Boomer Esiason, 278 atts., 144 comps., 51.8%, 1,407 yds., 11 TDs, 15 ints., 57.0 rating

'92 RECEIVING LEADER: Harold Green, 41 receipts., 214 yds., 5.2 avg., 19 LG, 0 TDs

'92 INTERCEPTION LEADER: Darryl Williams, 4

'92 SACK LEADER: Alfred Williams, 10.0

SERIES RESULTS: Cincinnati 6, Seattle 5

9/25/77 — L @ 20-42 45,579	10/11/87 — L 10-17 31,739
9/6/81 — L @ 21-27 41,177	12/10/89 — W @ 24-17 54,744
12/26/82 — L @ 10-24 55,330	10/1/90 — W 31-16 60,135
11/18/84 — W @ 26-6 50,280	10/6/91 — W @ 13-7 60,010
9/8/85 — W @ 28-24 51,625	9/6/92 — L 3-21 57,350
11/16/86 — L @ 7-34 54,410	



DETROIT LIONS

Sun., Oct. 17, Pontiac
Silverdome, 10:00 a.m.
(NBC)

ADDRESS: 1200 Featherstone Road
Pontiac, MI 48342
PHONE: (313) 335-4131
PRESIDENT/OWNER: William Clay
Ford



EXECUTIVE VICE PRESIDENT/CEO:
Chuck Schmidt

HEAD COACH (CAREER RECORD): Wayne Fontes (32-37-0)

ASSISTANT COACHES: Don Clemons, Frank Gansz, Dan Henning,
Lamar Leachman, Dave Levy, Billie Matthews, Herb
Paterra, Charlie Sanders, Jerry Wampfler, Woody Widenhofer

DIRECTOR OF MARKETING, BROADCASTING, AND COMMUNICATIONS:
Bill Keenist

STADIUM (CAPACITY): Pontiac Silverdome (80,500)

TEAM COLORS: Honolulu Blue, Silver

1992 RECORD (FINISH): 5-11-0 (5th NFC Central). Did not qualify for
the playoffs.

'92 SCORING LEADER: Jason Hanson, 30-30 PATs, 21-26 FGs, 93
points

'92 RUSHING LEADER: Barry Sanders, 312 atts., 1,352 yds., 4.3
avg., 55 LG, 9 TDs

'92 PASSING LEADER: Rodney Peete, 213 atts., 123 comp., 57.7%,
1,702 yds., 9 TDs, 9 ints., 80.0 rating

'92 RECEIVING LEADER: Brett Perriman, 69 receipts., 810 yds., 11.7
avg., 44 LG, 4 TDs

'92 INTERCEPTION LEADER: William White, Ray Crockett, Kevin
Scott, and Melvin Jenkins, 4

'92 SACK LEADER: Tracy Scroggins, 7.5

SERIES RESULTS: Seattle 4, Detroit 1

10/24/76	— L	14-41	61,280	10/18/87	— W @	37-14	8,310
9/24/78	— W	28-16	56,781	12/30/90	— W	30-10	50,681
12/2/84	— W	38-17	62,441				

DENVER BRONCOS

Sun., Oct. 31, Mile High
Stadium, 1:00 p.m.
(NBC)

Sun., Nov. 28, Kingdome,
1:00 p.m. (NBC)

ADDRESS: 13655 Broncos
Expressway
Englewood, CO 80112

PHONE: (303) 649-9000

PRESIDENT AND CEO: Patrick Bowlen

GENERAL MANAGER: John Beake

HEAD COACH (CAREER RECORD): Wade Phillips (1-3-0 overall, 1st
season with the Broncos)

ASSISTANT COACHES: Vernon Banks, Barney Chavous, Jim Fassel,
Mo Forte, Bishop Harris, John Levra, Alvin Reynolds, Harold
Richardson, Richard Smith, Ernie Stautner, Les Steckel,
Charlie Waters, John Paul Young

DIRECTOR OF MEDIA RELATIONS: Jim Saccomano

STADIUM (CAPACITY): Mile High Stadium (76,273)

TEAM COLORS: Orange, Royal Blue, and White

1992 RECORD (FINISH): 8-8-0 (3rd, AFC West). Did not qualify for
the playoffs.

'92 SCORING LEADER: David Treadwell, 31-32 PATs, 27-36 FGs,
112 points





'92 **RUSHING LEADER:** Gaston Green, 161 atts., 648 yds., 4.0 avg., 76 LG, 2 TDs

'92 **PASSING LEADER:** John Elway, 316 atts., 174 comps., 55.1%, 2,242 yds., 10 TDs, 17 Ints., 65.7 rating

'92 **RECEIVING LEADER:** Shannon Sharpe, 53 receipts., 640 yds., 12.1 avg., 55 LG, 2 TDs

'92 **INTERCEPTION LEADER:** Wymon Henderson and Dennis Smith, 5

'92 **SACK LEADER:** Simon Fletcher, 16.0

SERIES RESULTS: Denver 18, Seattle 13

10/2/77 — L	13-24	53,108	12/20/85 — L	24-27	56,283
10/7/78 — L @	7-28	74,989	10/26/86 — L @	13-20	76,089
10/29/78 — *L	17-20	62,948	12/20/86 — W	41-16	63,697
9/23/79 — L @	34-37	74,879	9/13/87 — L @	17-40	75,999
12/8/79 — W	28-23	60,038	12/13/87 — W	28-21	61,759
11/23/80 — L @	20-36	73,274	9/4/88 — W @	21-14	75,986
12/21/80 — L	17-25	51,853	12/11/88 — W	42-14	62,839
9/13/81 — W	13-10	58,513	10/22/89 — *L	21-24	62,353
12/13/81 — L @	13-23	74,527	11/26/89 — L @	14-41	75,117
11/21/82 — W @	17-10	73,916	9/23/90 — *L @	31-34	75,290
1/2/83 — W	13-11	43,145	12/23/90 — W	17-12	55,845
11/6/83 — W	27-19	61,189	9/15/91 — L @	10-16	74,152
11/20/83 — L @	27-38	74,710	11/24/91 — W	13-10	60,430
11/25/84 — W @	27-24	74,922	11/30/92 — *W	16-13	51,612
12/15/84 — L	14-31	64,411	12/20/92 — L @	6-10	72,570
10/20/85 — *L @	10-13	74,899	* Overtime		

CLEVELAND BROWNS

Sun., Nov. 24, Kingdome,
1:00 p.m. (NBC)

ADDRESS: 80 First Avenue
Berea, Ohio 44017

PHONE: (216) 891-5000

OWNER/PRESIDENT: Arthur B. Modell

HEAD COACH (CAREER RECORD): Bill
Belichick (13-19-0)

ASSISTANT COACHES: Ernie Adams,
Jim Bates, Steve Crosby, Kirk Ferentz, Richard Mann, John
Mitchell, Scott O'Brien, Nick Saban, Phil Savage, Mike
Sheppard, Jerry Simmons, Kevin Spencer, Gary Tranquill,
Woody Widenhofer

VICE PRESIDENT/PUBLIC RELATIONS: Kevin Byrne

STADIUM (CAPACITY): Cleveland Stadium (78,512)

TEAM COLORS: Seal Brown, Orange, and White

1992 RECORD (FINISH): 7-9-0 (3rd AFC Central). Did not qualify for
the playoffs

'92 **SCORING LEADER:** Matt Stover, 29-30 PATs, 21-29 FGs, 92
points

'92 **RUSHING LEADER:** Kevin Mack, 169 atts., 543 yds., 3.2 avg., 37
LG, 6 TDs



'92 **PASSING LEADER:** Mike Tomczak, 211 atts., 120 comp., 56.9%, 1,693 yds., 7 TDs, 7 ints., 80.1 rating. Bernie Kosar, 15 atts., 103 comp., 66.5%, 1,160 yds., 8 TDs, 7 ints., 87.0 rating
 '92 **RECEIVING LEADER:** Michael Jackson, 47 receipts., 755 yds., 16.1 avg., 69 LG, 7 TDs. Terry Metcalf, 47 receipts., 604 yds., 13.1 avg., 69 LG, 5 TDs
 '92 **INTERCEPTION LEADER:** Vince Newsome, 3
 '92 **SACK LEADER:** Rob Burnett and Clay Matthews, 9.0
SERIES RESULTS: Seattle 8, Cleveland 3

12/18/77 — W	20-19 61,583	10/2/83 — W @	24-9 75,446
12/3/78 — W	47-24 62,262	9/3/84 — W	33-0 59,540
11/11/79 — W @	29-24 72,440	12/8/85 — W	31-13 58,477
10/12/80 — L	3-27 61,366	10/9/88 — W @	16-10 78,605
12/20/81 — W	42-21 51,435	11/12/89 — L	7-17 58,978
9/12/82 — L	7-21 55,907		

KANSAS CITY CHIEFS

Sun., Dec. 5, Kingdome,
1:00 p.m. (NBC)

Sun., Jan. 2, Arrowhead
Stadium, 10:00 a.m.
(NBC)



ADDRESS: One Arrowhead Drive
Kansas City, MO 64129

PHONE: (816) 924-9300

PRESIDENT/GENERAL MANAGER/COO:

Carl Peterson

HEAD COACH (CAREER RECORD): Marty Schottenheimer (83-51-1 overall, 39-24-1 with Chiefs)

ASSISTANT COACHES: Dave Adolph, Russ Ball, Herman Edwards, Tom Pratt, Jimmy Raye, Dave Redding, Al Saunders, Kurt Schottenheimer, Darvin Wallis

PUBLIC RELATIONS DIRECTOR: Bob Moore

STADIUM (CAPACITY): Arrowhead Stadium (78,067)

TEAM COLORS: Red, Gold, and White

1992 RECORD (FINISH): 10-6-0 (2nd, AFC West). Lost AFC First-Round Playoff Game at San Diego Chargers, 17-0.

'92 **SCORING LEADER:** Nick Lowery, 39-39 PATs, 22-24 FGs, 105 points

'92 **RUSHING LEADER:** Barry Word, 163 atts., 607 yds., 3.7 avg., 44 LG, 4 TDs

'92 **PASSING LEADER:** Dave Krieg, 413 atts., 230 comp., 55.7%, 3,115 yds., 15 TDs, 12 ints., 79.9 rating

'92 **RECEIVING LEADER:** Todd McNair, 44 receipts., 380 yds., 8.6 avg., 36 LG, 1 TD

'92 **INTERCEPTION LEADER:** Dale Carter, 7

'92 **SACK LEADER:** Neil Smith and Derrick Thomas, 14.5

SERIES RESULTS: Kansas City 17, Seattle 12

12/11/77 — W @	34-31 22,562	12/1/85 — W	26-6 52,655
11/19/78 — W @	13-10 32,252	9/14/86 — W	23-17 61,068
12/17/78 — W	23-19 58,490	11/9/86 — L @	7-27 53,268
9/30/79 — L	6-24 61,169	9/20/87 — W	43-14 61,667
12/2/79 — L @	21-37 42,160	12/27/87 — L @	20-41 20,370
9/14/80 — W @	17-16 42,403	9/11/88 — W	31-10 61,512
11/9/80 — L	30-31 58,976	11/20/88 — L @	24-27 33,152
9/27/81 — L	14-20 59,255	10/8/89 — L	16-20 60,715
11/22/81 — L @	13-40 49,002	11/5/89 — L @	10-20 54,489
9/4/83 — L @	13-17 42,531	10/21/90 — W	19-7 60,358
11/27/83 —*W	51-48 56,795	11/11/90 — W @	17-16 71,285
11/4/84 — W	45-0 61,396	9/22/91 — L @	13-20 71,789
12/9/84 — L @	7-34 34,855	12/1/91 — L	6-19 57,248
9/29/85 — L @	7-28 50,485	* Overtime	

PHOENIX CARDINALS

Sun., Dec. 19, Kingdome,
1:00 p.m. (CBS)

ADDRESS: P.O. Box 886

Phoenix, AZ 85001

PHONE: (602) 379-0101

PRESIDENT: Bill Bidwell

VICE PRESIDENT/GENERAL MANAGER:

Larry Wilson

HEAD COACH (CAREER RECORD): Joe

Bugel (13-35-0)

ASSISTANT COACHES: Ted Cottrell, Bobby Jackson, Jim Johnson,
John Matsko, Mike Murphy, Joe Pascale, Ted Plumb, Jerry
Rhome, Pete Rodriguez, Bob Rogucki, Fritz Shurmur

PUBLIC RELATIONS DIRECTOR: Paul Jensen

STADIUM (CAPACITY): Sun Devil Stadium (73,473)

TEAM COLORS: Cardinal Red, Black, and White

1992 RECORD (FINISH): 4-12-0 (5th NFC East). Did not advance into
the playoffs.

'92 SCORING LEADER: Greg Davis, 28-28 PATs, 13-26 FGs, 67
points

'92 RUSHING LEADER: Johnny Johnson, 178 atts., 734 yds., 4.1
avg., 42 LG, 6 TDs.

'92 PASSING LEADER: Chris Chandler, 413 atts., 245 comp., 59.3%,
2,832 yds., 15 TDs, 15 ints., 77.1 rating

'92 RECEIVING LEADER: Ricky Proehl, 60 receipts., 744 yds., 12.4
avg., 63 LG, 3 TDs

'92 INTERCEPTION LEADER: Robert Massey, 5

'92 SACK LEADER: Ken Harvey and Mike Jones, 9.0

SERIES RESULTS: Phoenix 3, Seattle 0

9/12/76	— L	24-30	58,441	Franchise transferred from St. Louis
11/13/83	— L @	28-33	33,280	in 1988.
9/17/89	— L	24-34	60,444	



TM

PITTSBURGH STEELERS

Sun., Dec. 26, Kingdome,
1:00 p.m. (NBC)

ADDRESS: 300 Stadium Circle

Pittsburgh, PA 15212

PHONE: (412) 323-1200

PRESIDENT: Daniel M. Rooney

HEAD COACH (CAREER RECORD): Bill

Cowher (11-5-0)

ASSISTANT COACHES: Dom Capers,

Ron Erhardt, Steve Furness, John Guy, Bob Harrison, Dick
Hoak, Pat Hodgson, Dick LeBeau, Marvin Lewis, Kent
Stephenson

PUBLIC RELATIONS COORDINATOR: Dan Edwards

STADIUM (CAPACITY): Three Rivers Stadium (59,600)

TEAM COLORS: Black and Gold

1992 RECORD (FINISH): 11-5-0 (1st, AFC Central). Lost AFC
Divisional Playoff Game to Buffalo Bills, 24-3.

'92 SCORING LEADER: Gary Anderson, 29-31 PATs, 28-36 FGs, 113
points

'92 RUSHING LEADER: Barry Foster, 390 atts., 1,690 yds., 4.3 avg.,
69 LG, 11 TDs

'92 PASSING LEADER: Neil O'Donnell, 313 atts., 185 comps., 59.1%,
2,283 yds., 13 TDs, 9 ints., 83.6 rating

'92 RECEIVING LEADER: Jeff Graham, 49 receipts., 711 yds., 14.5
avg., 51 LG, 1 TD

'92 INTERCEPTION LEADER: Darren Perry, 6



TM

'92 SACK LEADER: Greg Lloyd, 6.5

SERIES RESULTS: Pittsburgh 5, Seattle 4

12/4/77	— L @	20-30	45,429	12/6/87	— L @	9-13	48,881
9/10/78	— L @	10-21	48,277	10/20/91	— W @	27-7	54,678
11/8/81	— W	24-21	59,058	12/6/92	— L @	14-20	47,015
11/28/82	— W	16-0	55,553				
10/23/83	— L	21-27	61,615				
9/7/86	— W	30-0	61,146				

SEAHAWKS HEADQUARTERS



In June, 1986, the Seahawks moved into their new office and training headquarters on a 12-acre site adjacent to Northwest College in Kirkland.

The 37,000 square foot, two-story building is the Seahawks year-round home, containing facilities for training camp as well as offseason and regular season practices.

The downstairs contains a 105-man meeting room, six ten-man meeting rooms, a weight room, two racquetball courts, an enlarged locker room, training room with rehabilitative facilities, and equipment room.

Upstairs houses the administrative offices, coaches offices and meeting rooms, the ticket office, and conference rooms.

Outside, the Seahawks are able to practice on three 100-yard fields, two of natural grass and one of Omni Turf. The turf field is covered in inclement weather by a 55-foot inflatable bubble, thus eliminating travel to the Kingdome for practice.

To reach the headquarters from Seattle, take Highway 520 Eastbound and exit at the Kirkland Exit. Go right onto Northup Way (first stop light) and left onto 108th Avenue NE (next stop light). Follow 108th for approximately one mile and turn right onto NE 53rd St. Continue to the top of the hill, passing the player and staff entrance on your left. Turn left at top of the hill into the visitor's parking area.

From the Eastside, take Highway 520 Westbound from I-405 and exit onto 108th Avenue NE. Turn right at the stop sign at the end of the exit and proceed up the hill on 108th. Go approximately one mile to NE 53rd Street and turn right. Turn left at top of the hill into the visitor's parking area.

From Southbound on I-405, take the N.E. 70th Street Exit. Take a left at N.E. 72nd Place and another left at 108th Avenue N.E. Go approximately one mile to NE 53rd Street and turn left. Turn left at top of the hill into the visitor's parking area.

From Sea-Tac Airport, follow the signs to I-405 North. Exit onto Highway 520 Westbound (Seattle) after 20-25 minutes. Take Highway 520 Westbound from I-405 and exit onto 108th Avenue NE. Turn right at the stop sign at the end of the exit and proceed up the hill on 108th. Go approximately one mile to NE 53rd Street and turn right. Turn left at top of the hill into the visitor's parking area.



1992 REVIEW

1992 FINAL STATISTICS

Final Regular Season (Finish): 2-14 (5th, AFC West)

Date	W/L	Score	Opponent	Attendance
09/06	L	3-21	Cincinnati	57,350
09/13	L	7-26	at Kansas City	75,125
09/20	W	10-6	at New England	42,327
09/27	L	17-19	Miami	59,374
10/04	L	6-17	at San Diego	36,783
10/11	L	0-27	at Dallas	62,311
10/18	L	0-19	L.A. Raiders	56,904
10/25	L	10-23	at N.Y. Giants	67,399
11/08	L	3-16	Washington	53,616
11/15	L	3-20	at L.A. Raiders	46,862
11/22	L	14-24	Kansas City	49,867
11/30	W	16-13	Denver (OT)	51,612
12/06	L	14-20	at Pittsburgh	47,015
12/13	L	17-20	Philadelphia (OT)	47,492
12/20	L	6-10	at Denver	72,570
12/27	L	14-31	San Diego	49,324

Team Statistics

TOTAL FIRST DOWNS

Rushing	77
Passing	114
Penalty	17
3rd Down: Made/Att	59/222
3rd Down Pct.	26.6
4th Down: Made/Att	5/17
4th Down Pct.	29.4

POSSESSION AVG.

TOTAL NET YARDS

Avg. Per Game	210.9
Total Plays	945
Avg. Per Play	3.6

NET YARDS RUSHING

Avg. Per Game	99.8
Total Rushes	402

NET YARDS PASSING

Avg. Per Game	111.1
Sacked/Yards Lost	67/545
Gross Yards	2323
Att./Completions	476/230
Completion Pct.	48.3
Had Intercepted	23

PUNTS/AVERAGE

NET PUNTING AVG.

PENALTIES/YARDS

FUMBLES/BALL LOST

TOUCHDOWNS

Rushing	4
Passing	9
Returns	1

Seahawks

208

77

114

17

59/222

26.6

5/17

29.4

29:01

3374

210.9

945

3.6

1596

99.8

402

1778

111.1

67/545

2323

476/230

48.3

23

108/44.1

108/38.7

111/918

37/18

14

4

9

1

Opponents

247

96

129

22

75/230

32.6

6/9

66.7

30:59

4583

286.4

987

4.6

1922

120.1

513

2661

166.3

46/317

2978

428/251

58.6

20

96/41.8

96/36.8

100/776

25/11

32

14

11

7

Passing	Att	Cmp	Yds	Cmp%	Yds/Att
Gelbaugh	255	121	1307	47.5	5.13
Stuffer	190	92	900	48.4	4.74
McGwire	30	17	116	56.7	3.87
Tuten	1	0	0	0.0	0.00
SEAHAWKS	476	230	2323	48.3	4.88
OPPONENTS	428	251	2978	58.6	6.96

Score By Quarters	1	2	3	4	OT	Total
SEAHAWKS	20	53	34	30	3	140
OPPONENTS	63	87	74	85	3	312

Scoring	TDs	Ru	Pa	Rt	PAT	FG	S	Pts
Kasay	0	0	0	0	14/14	14/22	0	56
Kane	3	0	3	0	0/0	0/0	0	18
Warren	3	3	0	0	0/0	0/0	0	18
Williams	3	1	2	0	0/0	0/0	0	18
Blades	1	0	1	0	0/0	0/0	0	6
L.Clark	1	0	1	0	0/0	0/0	0	6
P.Green	1	0	1	0	0/0	0/0	0	6
Harper	1	0	0	1	0/0	0/0	0	6
Junkin	1	0	1	0	0/0	0/0	0	6
SEAHAWKS	14	4	9	1	14/14	14/22	0	140
OPPONENTS	32	14	11	7	29/32	29/36	2	312

Rushing	Att	Yds	Avg	LG	TD
Warren	223	1017	4.6	52	3
Williams	114	339	3.0	14	1
Gelbaugh	16	79	4.9	22	0
Mayes	28	74	2.6	14	0
Stouffer	9	37	4.1	11	0
Johnson	3	26	8.7	19	0
McGwire	3	13	4.3	11	0
D. Thomas	3	7	2.3	8	0
Blades	1	5	5.0	5	0
Tuten	1	0	0.0	0	0
R. Thomas	1	-1	-1.0	-1	0
SEAHAWKS	402	1596	4.0	52	4
OPPONENTS	513	1922	3.7	66t	14

Receiving	No	Yds	Avg	LG	TD
Williams	74	556	7.5	27	2
Kane	27	369	13.7	31	3
J. Jones	21	190	9.0	30	0
L. Clark	20	290	14.5	33	1
Blades	19	256	13.5	37	1
Warren	16	134	8.4	33	0
Heller	12	85	7.1	17	0
R. Thomas	11	136	12.4	31	0
P. Green	9	67	7.4	15	1
D. Thomas	8	85	10.6	19	0
Daniels	5	99	19.8	57	0
Junkin	3	25	8.3	13	1
M. Jones	3	18	6.0	7	0
Mayes	2	13	6.5	7	0
SEAHAWKS	230	2323	10.1	57	9
OPPONENTS	251	2978	11.9	72t	11

Punting	No	Yds	Avg	Net	TB	I20	LG	B
Tuten	108	4760	44.1	38.7	8	29	65	0
SEAHAWKS	108	4760	44.1	38.7	8	29	65	0
OPPONENTS	96	4015	41.8	36.8	10	23	65	0

TD	TD%	Int	Int%	LG	Sacked	Rating
6	2.4	11	4.3	57	34/265	52.9
3	1.6	9	4.7	33	26/222	47.7
0	0.0	3	10.0	20	7/58	25.8
0	0.0	0	0.0	0	0/0	39.6
9	1.9	23	4.8	57	67/545	48.9
11	2.6	20	4.7	72t	46/317	69.0

Interceptions	No	Yds	Avg	LG	TD
E. Robinson	7	126	18.0	49	0
Harper	3	74	24.7	41	0
Davis	2	36	18.0	36	0
Cain	2	3	1.5	3	0
P. Hunter	2	0	0.0	0	0
Blackmon	1	69	69.0	69	0
Dodge	1	13	13.0	13	0
Wooden	1	3	3.0	3	0
Tuatagaloa	1	0	0.0	0	0
SEAHAWKS	20	324	16.2	69	0
OPPONENTS	23	231	10.0	40	4

Kickoff Returns	No	Yds	Avg	LG	TD
Warren	28	524	18.7	34	0
Mayes	19	311	16.4	29	0
D. Thomas	1	19	19.0	19	0
J. Jones	1	16	16.0	16	0
Johnson	1	15	15.0	15	0
SEAHAWKS	50	885	17.7	34	0
OPPONENTS	36	685	19.0	64	0

Punt Returns	No	FC	Yds	Avg	LG	TD
Warren	34	25	252	7.4	16	0
Treggs	4	2	31	7.8	13	0
SEAHAWKS	38	27	283	7.4	16	0
OPPONENTS	56	26	416	7.4	86t	1

Field Goals	1-19	20-29	30-39	40-49	50+	Total
Kasay	0/0	4/5	8/11	2/6	0/0	14/22
SEAHAWKS	0/0	4/5	8/11	2/6	0/0	14/22
OPPONENTS	0/0	5/5	14/16	7/11	3/4	29/36

KASAY: (40G) (—) (25G,33R) (35G) (27G,29G) (40L)
 (—) (33G) (22R,22G) (45R,43G) (—)(30G,33G,
 33R,32G) (40L,44S,38R) (39G) (34G,36G) (—)

OPPONENTS: (47S,48S) (26G,32G) (—) (53G,31G,37G,27G)
 (49G,34R,51S) (31G,51G,42L) (53G) (36G,
 25G,30G) (48G,33G,37G,49L) (47G,43G)
 (20G) (28G,36G) (38G,39G) (42G,34B,44G)
 (30G) (31G,38G,47G)

L - wide left; R - wide right; B - blocked; S -short

KINGDOME

The Kingdome, at a cost of \$67 million and with an expanded seating capacity of 66,400 for football, is the least expensive domed, air-conditioned stadium of its size in the world.

Built on a 35.9-acre site just south of Seattle's central business district, the walls of the Dome anchor the world's largest self-supporting concrete roof.

The first professional football game in the Kingdome, August 1, 1976, between the Seahawks and San Francisco 49ers drew 60,825 fans. Since that time, the Seahawks have soldout 155 of their last 158 games, including preseason and postseason games, dating from 1978 to 1992. The Kingdome is also the home of the American League Seattle Mariners. Among other events held in the Kingdome have been the Auto Show, Big Seattle Boat Show, rock concerts, the 1977 AFC-NFC Pro Bowl, 1979 Major League Baseball All-Star Game, the 1984 and 1989 NCAA Final Four Basketball Championships, the 1987, 1988, 1991, and 1992 NCAA West Regional Finals, and the 1987 NBA All-Star Game.

DEFENSIVE STATISTICS

(According to Unofficial Press Box Statistics)

Player	--Tackles--			Sacks	Y/L	T/L	Y/L	PD	FF	FR
	T	S	A							
E.Robinson	94	64	30			1.5	1.5	10	2	1
Kennedy	92	76	16	14.0	89.0	28.0	122.5	5	4	1
Porter	90	68	22	9.5	79.5	17.0	97.0	2	2	
Wyman	83	54	29			3.0	7.0	1	2	1
P.Hunter	67	55	12			1.5	5.0	13	1	1
Nash	67	46	21	4.5	35.5	6.5	40.5			
Blackmon	65	49	16	3.5	18.0	4.0	19.0	5	1	1
Harper	65	51	14			0.5	0.5	9	1	1
Cain	62	43	19			0.5	0.5	5	1	1
Bryant	61	39	22	4.5	27.0	8.0	32.5	3		1
Wooden	55	37	18			5.5	16.5	2	1	
Stephens	54	41	13			3.5	5.0		1	
Woods	47	37	10	3.0	10.0	8.5	23.5	3		
Glasgow	20	11	9	1.0	8.0	2.5	18.0			
Dodge	16	14	2	1.0	9.0	2.0	11.0	4		
Tuatagaloa	16	12	4	3.0	16.0	4.0	19.0	3		
Davis	15	12	3					6	1	
R.Robinson	11	10	1			1.0	4.0	1		
Sinclair	10	9	1	1.0	14.0	2.0	16.0	1		
Rodgers	9	2	7			0.5	0.5	1		
Frank	4	4						1		
Spitulski	3	3								
K.Millard	2	2		1.0	11	1.0	11.0			1
Junior	1	1				1.0	2.0			
Newbill	1	1								

T - Total Tackles; S - Solo; A - Assisted; Sacks - Quarterback Sacks; Y/L - Yards Lost; T/L - Tackles for Loss (includes sacks); PD - Passes Defensed; FF - Forced Fumbles; FR - Fumble Recoveries

SPECIAL TEAMS STATISTICS

(According to Unofficial Press Box Statistics)

Player	--Tackles--			I20	T/L	FF	FR	- Blocked -		
	T	S	A					Pu	FG	XP
Johnson	18	17	1	1.5			1			
J.Jones	13	9	4	2.0		1	1			
Stephens	11	8	3			1				
Dodge	9	7	2	0.5	1.0					
R.Thomas	8	7	1	0.5						
Glasgow	7	4	3							
Cain	6	3	3	0.5						
G.Clark	6	5	1							
Frank	4	4	0	1.5		1				
Kasay	4	4								
R.Robinson	4	3	1	2.5						
Daniels	3	3								
Heller	3	2	1							
P.Hunter	3	3		1.0						
Junkin	3	1	2							
Newbill	3	3								
Blackmon	2	2		0.5						
Junior	2	1	1	1.5						
D.Thomas	2	2								
Spitulski	1	1								
Tuten	1		1							
Wooden	1	1								
Nash										1

T - Total Tackles; S - Solo; A - Assisted; I20 - Tackles Inside the 20; T/L - Tackles for Loss; FF - Forced Fumbles; FR - Fumble Recoveries; Pu - Blocked Punts; FG - Blocked Field Goals; XP - Blocked PATs

1992 HONORS

JEFF BRYANT, DE

Steve Largent Award Co-Winner

TOM CATLIN, Assistant Head Coach/Defense

Coach of the Year

Sports Illustrated

Assistant Coach of the Year

Pro Football Weekly

JAMES JONES, TE

Special Teams Captain

CORTEZ KENNEDY, DT

AFC Pro Bowl Starter

Marcus Nalley Trophy

Seahawks Most Valuable Player as voted by teammates

NFL Defensive Player of the Year

Associated Press, Pro Football Weekly/Pro Football Writers Association, College and Pro Football Newsweekly,

Columbus, Ohio Touchdown Club

NFL Player of the Year Finalist

Miller Lite

First-Team All-NFL

Associated Press, Sports Illustrated, Sporting News, USA

Today, Pro Football Weekly/Pro Football Writers Association,

College and Pro Football Newsweekly, Newspaper

Enterprise Association

First-Team All-AFC

United Press International, Pro Football Weekly

NFL Defensive Lineman of the Year

NFL Alumni Association

AFC Defensive Player of the Year

Kansas City 101 Club

NFL's Top Defensive Tackle

Pro Football Weekly

Seattle Sports Star of the Year Finalist

Seattle Post-Intelligencer

AFC Defensive Player of Week 3

(at New England)

JOE NASH, DT

Steve Largent Award Co-Winner

RAY ROBERTS, T

First-Team All-Rookie

College and Pro Football Newsweekly

EUGENE ROBINSON, S

AFC Pro Bowl Squad

Defensive Captain

Second-Team All-NFL

College and Pro Football Newsweekly

NFL Man of the Year

RICK TUTEN, P

Desenex Golden Foot Award

Second-Team All-NFL

College and Pro Football Newsweekly

TERRY WOODEN, LB

Ed Block Courage Award

JOHN L. WILLIAMS, FB

Offensive Captain

PRESEASON SUMMARIES

PRESEASON GAME #1

Los Angeles Rams 21, Seattle Seahawks 7 Thursday, August 6, 1992 — Kingdome

Jim Everett threw two first half touchdown passes as the Los Angeles Rams defeated the Seahawks 21-7 in the Kingdome in the preseason opener for both teams. The game marked the return of Rams head coach Chuck Knox to the Kingdome where he'd coached the Seahawks from 1983-91. Seattle jumped to a 7-0 lead on the game's opening possession as Kelly Stouffer directed an 80-yard, 14-play drive culminating in his 19-yard pass to Tommy Kane for the touchdown. The Rams scored on their next two possessions on Everett's 11-yard pass to Jim Price and a 25-yarder to Willie Anderson.

Los Angeles	7	7	7	0	—	21
Seattle	7	0	0	0	—	7

SEA — Kane 19 pass from Stouffer (Kasay kick)
 LA — Price 11 pass from Everett (Zendejas kick)
 LA — Anderson 25 pass from Everett (Zendejas kick)
 LA — McKinney 13 pass from Pagel (Kauric kick)
 Att. — 52,360

INDIVIDUAL STATISTICS

RUSHING

Los Angeles	Att	Yds	LG	TD	Seattle	Att	Yds	LG	TD
Loville	10	27	9	0	Mayes	6	43	13	0
Campbell	6	22	14	0	Warren	8	35	9	0
Lang	9	20	10	0	Oliphant	4	9	5	0
TOTAL	34	81	14	0	TOTAL	20	89	13	0

PASSING

Los Angeles	A	C	Yds	TD	I	Seattle	A	C	Yds	TD	I
Everett	15	9	95	2	0	Stouffer	14	7	66	1	1
Page	12	9	122	1	0	McGwire	14	7	47	0	1
Rubley	2	1	7	0	0						
TOTAL	29	19	224	3	0	TOTAL	28	14	113	1	2

PASS RECEIVING

Los Angeles	No	Yds	LG	TD	Seattle	No	Yds	LG	TD
Chadwick	5	74	21	0	Oliphant	3	18	10	0
Lester	3	32	13	0	Kane	2	24	19	1
3 players with	2				9 players with	1			
TOTAL	19	224	28	3	TOTAL	14	113	19	1

DEFENSE

Los Angeles — **Sacks:** Hawkins 2.0, Greene 1.0, Jenkins 1.0.
Interceptions: Henley 1, Phifer 1. **Forced Fumbles:** Hawkins 1. **Fumble Recoveries:** Boutte 1.

Seattle — **Sacks:** Porter 1.0. **Interceptions:** None. **Forced Fumbles:** Dodge 1. **Fumble Recoveries:** Rodgers 1.

TEAM STATISTICS

	Los Angeles	Seattle
Total First Downs	20	13
Third Down Eff.	8/15 53.3%	3/11 27.3%
Total Net Yards	304	171
Total Off. Plays (Incl. Sacks)	64	50
Avg. Per Play	4.8	3.4
Net Yards Rushing	81	89
Total Rushing Plays	34	20
Net Yards Passing	223	82
Times Sacked/Yards Lost	1/1	4/31
Pass Atts-Comps-Ints	29-19-0	26-14-2
Punts-Number And Avg.	5-39.0	6-43.0
Penalties-Number And Yards	2-25	7-45
Fumbles-Number And Lost	1-1	1-1
Touchdowns	3	1
Field Goals Made-Atts	0-0	0-0
Time Of Possession	33:09	26:51

PRESEASON GAME #2

Seattle Seahawks 27, Indianapolis Colts 10 Saturday, August 15, 1992 — Hoosier Dome

Kelly Stouffer threw two second half touchdown passes and Robert Blackmon returned one of his two interceptions for a touchdown as the Seahawks took a 27-10 win in the Hoosier Dome over the Indianapolis Colts. The Colts jumped to a 10-3 second quarter lead and were driving with 1:07 left in the half when Blackmon picked off a Jeff George pass that had been deflected by Rufus Porter and returned it 48 yards for a 10-10 halftime tie. Stouffer, who played the entire second half in relief of starter Dan McGwire, engineered scores on Seattle's first two possessions. The first was a 27-yard Don Silvestri field goal, set up by Dwayne Harper's fumble recovery. The second came on his 30-yard touchdown pass to Doug Thomas. Seattle closed out the scoring on Stouffer's two-yard scoring pass to Trey Junkin. McGwire played the entire first half and was 6-of-9 for 42 yards. Chris Warren had 100 all-purpose yards, including a 51-yard kickoff return.

Seattle	3	7	10	7	—	27
Indianapolis	0	10	0	0	—	10

SEA — Kasay 48 FG

IND — Langhorne 12 pass from George (Biasucci kick)

IND — Biasucci 43 FG

SEA — Blackmon 48 interception return (Kasay kick)

SEA — Silvestri 27 FG

SEA — D. Thomas 30 pass from Stouffer (Silvestri kick)

SEA — Junkin 2 pass from Stouffer (Kasay kick)

Att. — 43,727

INDIVIDUAL STATISTICS

RUSHING

Seattle	Att	Yds	LG	TD	Indianapolis	Att	Yds	LG	TD
Oliphant	4	36	13	0	Bentley	8	23	8	0
Jones	5	24	11	0	Toner	5	21	18	0
McGwire	2	22	22	0	Carthon	4	8	4	0
Williams	6	20	8	0	K. Clark	2	5	4	0
TOTAL	34	158	22	0	TOTAL	22	61	18	0

PASSING

Seattle	A	C	Yds	TD	I	Indianapolis	A	C	Yds	TD	I
McGwire	9	6	42	0	0	George	18	13	121	1	2
Stouffer	14	9	92	2	0	Tupa	19	8	104	0	1
TOTAL	23	15	134	2	0	TOTAL	37	21	225	1	3

PASS RECEIVING

Seattle	No	Yds	LG	TD	Indianapolis	No	Yds	LG	TD
Warren	3	32	21	0	Thornton	4	80	47	0
Williams	3	18	7	0	Langhorne	4	43	17	1
Kane	2	19	11	0	Verdin	3	39	17	0
Mayes	2	4	5	0	Brooks	3	13	6	0
5 players with	1				2 players with	2			
TOTAL	15	134	30	2	TOTAL	21	225	47	1

DEFENSE

Seattle — Sacks: Porter 1.0. Interceptions: Blackmon 2, Mero 1. Forced Fumbles: Wyman 1. Fumble Recoveries: Harper 1, Hamlet 1.
Indianapolis — Sacks: Clancy 1.0, Emtman 1.0. Interceptions: None. Forced Fumbles: None. Fumble Recoveries: None.

TEAM STATISTICS

	Seattle	Indianapolis
Total First Downs	17	16
Third Down Eff.	4/13 30.8%	5/12 41.7%
Total Net Yards	277	279
Total Off. Plays (Incl. Sacks)	59	60
Avg. Per Play	4.7	4.7
Net Yards Rushing	158	61
Total Rushing Plays	34	22
Net Yards Passing	119	218
Times Sacked/Yards Lost	2/15	1/7
Pass Atts-Comps-Ints	23-15-0	37-21-3
Punts-Number And Avg.	6-43.7	5-47.8
Penalties-Number And Yards	8-45	4-20
Fumbles-Number And Lost	2-1	3-2
Touchdowns	3	1
Time Of Possession	34:46	25:14

PRESEASON GAME #3

Seattle Seahawks 17, Phoenix Cardinals 10

Saturday, August 22, 1992 — Kingdome

Kelly Stouffer threw two first half touchdown passes to Paul Green sparking the Seahawks to a 17-10 win over the Phoenix Cardinals in the Kingdome. Dwayne Harper's first of two interceptions set up a one-yard Stouffer-to-Green connection. The second, a six-yarder, came at the end of a five-play, 80-yard drive. Stouffer started and played the first half and completed 6-of-10 passes for 92 yards, with no interceptions. Dan McGwire played the second half and engineered a 12-play, 63-yard drive to a 30-yard John Kasay field goal for a 17-3 Seattle lead. Phoenix rallied, scoring their first touchdown with 2:07 left, and got the ball back with 1:36 left and drove to the Seattle one as time expired. The Seattle defense held the Cardinals to 125 first half yards and stopped Phoenix on a 1st-and-goal at the Seattle one. Louis Clark caught three passes for 130 yards, including 59 (Stouffer) and 55 (McGwire) yard receptions. His yard total is the second-best in Seattle preseason history, while the 59-yard reception is the fourth-longest. Terry Wooden led the Seattle defense with seven tackles and a forced fumble.

Phoenix	0	3	0	7	—	10
Seattle	7	7	3	0	—	17

SEA — P. Green 1 pass from Stouffer (Kasay kick)
 PHX — G. Davis 42 FG
 SEA — P. Green 6 pass from Stouffer (Silvestri kick)
 SEA — Kasay 30 FG
 PHX — Edwards 7 pass from Sacca (G. Davis kick)
 Att. — 51,007

INDIVIDUAL STATISTICS

RUSHING

Phoenix	Att	Yds	LG	TD	Seattle	Att	Yds	LG	TD
I. Brown	15	50	14	0	Mayes	9	25	7	0
Bailey	2	10	7	0	D. Thomas	1	13	13	0
A. Thompson	5	8	2	0	Oliphant	4	10	7	0
TOTAL	26	75	14	0	TOTAL	24	51	13	0

PASSING

Phoenix	A	C	Yds	TD	I	Seattle	A	C	Yds	TD	I
Rosenbach	19	8	93	0	1	Stouffer	10	6	92	2	0
Chandler	17	10	93	0	2	McGwire	10	7	120	0	0
Sacca	12	9	104	1	0						
TOTAL	48	27	290	1	3	TOTAL	20	13	212	2	0

PASS RECEIVING

Phoenix	No	Yds	LG	TD	Seattle	No	Yds	LG	TD
Proehl	6	71	15	0	L.Clark	3	130	59	0
A. Edwards	6	63	21	1	Brewer	3	31	15	0
2 players with	3				P. Green	2	7	6	2
TOTAL	27	290	23	1	TOTAL	13	212	59	2

DEFENSE

Phoenix — Sacks: Faulkner 1.0, J. Jones 1.0, M. Jones 1.0. **Interceptions:** None. **Forced Fumbles:** None. **Fumble Recoveries:** None.

Seattle — Sacks: Stephens 1.0, Frier 0.5, Hamlet 0.5. **Interceptions:** Harper 2, Dodge 1. **Forced Fumbles:** Wooden 1. **Fumble Recoveries:** None.

TEAM STATISTICS

	Phoenix	Seattle
Total First Downs	26	11
Third Down Eff.	10/18 55.6%	4/12 33.3%
Total Net Yards	365	240
Total Off. Plays (Incl. Sacks)	76	47
Avg. Per Play	4.8	5.1
Net Yards Rushing	75	51
Total Rushing Plays	26	24
Net Yards Passing	290	189
Times Sacked/Yards Lost	2/0	3/23
Pass Atts-Comps-Ints	48-27-3	20-13-0
Punts-Number And Avg.	3- 42.0	7-38.6
Penalties-Number And Yards	11-80	8-67
Fumbles-Number And Lost	1-0	0-0
Touchdowns	1	2
Field Goals Made-Atts	1-2	1-1
Time Of Possession	32:35	27:25

PRESEASON GAME #4

San Francisco 49ers 24, Seattle Seahawks 17 Friday, August 28, 1992 — Candlestick Park

Steve Young passed for two touchdowns to Jerry Rice and ran for another in the first half to lead the San Francisco 49ers to a 24-17 win over the Seahawks in Candlestick Park. Rice, who'd signed on Tuesday prior to the game, caught 22 and one-yard passes from Young, who threw for 166 yards and ran for a game-high 56 yards, including an 11-yard score. Kelly Stouffer played the second half at quarterback in relief of Dan McGwire and completed 8-of-12 passes for 74 yards, including a 16-yard scoring pass to David Daniels. Chris Warren's one-yard run with 43 seconds left which put Seattle within a touchdown, but the 49ers recovered the ensuing onside kick and ran out the clock. Rufus Porter led the Seahawks defense with five tackles, including his third sack of the preseason.

Seattle	0	0	3	14	—	17
San Francisco	7	17	0	0	—	24
SF	— Rice 22 pass from Young (Cofer kick)					
SF	— Cofer 37 FG					
SF	— Rice 1 pass from Young (Cofer kick)					
SF	— Young 11 run (Mike Cofer kick)					
SEA	— Kasay 29 FG					
SEA	— Daniels 16 pass from Stouffer (Kasay kick)					
SEA	— Warren 1 run (Kasay kick)					
Att.	— 52,822					

INDIVIDUAL STATISTICS

RUSHING

Seattle	Att	Yds	LG	TD	SF	Att	Yds	LG	TD
Warren	8	35	21	1	Young	4	56	29	1
Mayes	10	35	14	0	Logan	4	19	11	0
Jones	3	29	13	0	Lee	6	19	13	0
Williams	5	25	9	0	Watters	5	17	7	0
Gelbaugh	1	18	18	0	Rathman	2	1	1	0
TOTAL	32	163	21	1	TOTAL	25	107	29	1

PASSING

Seattle	A	C	Yds	TD	I	SF	A	C	Yds	TD	I
McGwire	15	8	35	0	1	Young	19	11	116	2	0
Stouffer	12	8	74	1	0	Bono	7	3	36	0	0
Gelbaugh	7	4	39	0	0						
TOTAL	34	20	148	1	1	TOTAL	26	14	152	2	0

PASS RECEIVING

Seattle	No	Yds	LG	TD	SF	No	Yds	LG	TD
Daniels	5	35	16	1	Rice	4	48	22	2
Jones	5	28	8	0	Watters	2	23	19	0
4 players with	2				Sherrard	2	15	11	0
TOTAL	20	148	17	1	TOTAL	14	152	26	2

DEFENSE

Seattle — Sacks: Porter 1.0. Interceptions: None. Forced Fumbles: R. Robinson 1. Fumble Recoveries: R. Robinson 1.

San Francisco — Sacks: Harris 2.0, L. Roberts 1.0, Harrison 1.0. Interceptions: Davis 1. Forced Fumbles: None. Fumble Recoveries: None.

TEAM STATISTICS

	Seattle	San Francisco
Total First Downs	21	17
Third Down Eff.	4/14 28.6%	5/12 41.7%
Total Net Yards	283	249
Total Off. Plays (Incl. Sacks)	70	52
Avg. Per Play	4.0	4.8
Net Yards Rushing	163	107
Total Rushing Plays	32	25
Net Yards Passing	120	142
Times Sacked/Yards Lost	4/28	1/10
Pass Atts-Comps-Ints	34-20-1	26-14-0
Punts-Number And Avg.	6-34.7	4-32.3
Penalties-Number And Yards	8-83	2-10
Fumbles-Number And Lost	0-0	2-1
Touchdowns	2	3
Field Goals Made-Atts	1-1	1-2
Time Of Possession	35:06	24:54

REGULAR SEASON

REGULAR SEASON GAME #1

Cincinnati Bengals 21, Seattle Seahawks 3
Sunday, September 6, 1992 — Kingdome

The Cincinnati defense scored a pair of touchdowns and kept the Seahawks out of the end zone in a 21-3 season-opening win, which spoiled the Seattle coaching debut of Tom Flores. With Seattle ahead 3-0 in the second quarter, Bengals linebacker Ray Bentley recovered a fumble and returned it 75 yards for a score. After a scoreless third quarter, Eric Ball's one-yard fourth quarter run gave the Bengals a 14-3 lead. On Seattle's next possession, Alfred Williams' sack forced a fumble that Fernandus Vinson returned 22 yards to close out the scoring. The Cincinnati defense limited the Seahawks to 202 total yards, recorded six sacks and two takeaways. Harold Green rushed for 123 yards on 21 carries to become the first back to go over 100 yards against the Seahawks in 29 games. The Seattle defense was led by Cortez Kennedy who had a sack and a forced a fumble

Cincinnati	0	7	0	14	—	21
Seattle	3	0	0	0	—	3

SEA — Kasay 40 FG

CIN — Bentley 75 fumble return (Breech kick)

CIN — Ball 1 run (Breech kick)

CIN — Vinson 22 fumble return (Breech kick)

Att. — 57,350

INDIVIDUAL STATISTICS

RUSHING

Cincinnati	Att	Yds	LG	TD	Seattle	Att	Yds	LG	TD
Green	21	123	52	0	Warren	14	49	8	0
Fenner	9	32	7	0	Williams	10	48	13	0
TOTAL	36	167	52	1	TOTAL	27	92	13	0

PASSING

Cincinnati	A	C	Yds	TD	I	Seattle	A	C	Yds	TD	I
Esiason	29	18	115	0	1	Stouffer	33	15	172	0	0
TOTAL	29	18	115	0	1	TOTAL	33	15	172	0	0

PASS RECEIVING

Cincinnati	No	Yds	LG	TD	Seattle	No	Yds	LG	TD
Rembert	5	47	13	0	L.Clark	5	69	18	0
Green	5	18	8	0	D.Thomas	3	32	19	0
TOTAL	18	115	13	0	TOTAL	15	172	33	0

DEFENSE

Cincinnati — Sacks: A. Williams 2.0, Vinson 1.0, Stubbs 1.0, Ridgle 1.0, Rogers 1.0. **Interceptions:** None. **Forced Fumbles:** Francis 1, Rogers 1, Williams 1. **Fumble Recoveries:** Vinson 1 (TD), Bentley 1 (TD).

Seattle — Sacks: Kennedy 1.0, K. Millard 1.0. **Interceptions:** Davis 1. **Forced Fumbles:** Kennedy 1. **Fumble Recoveries:** K. Millard 1.

TEAM STATISTICS

	Cincinnati	Seattle
Total First Downs	18	18
Third Down Eff.	3/15 20.0%	4/15 26.7%
Total Net Yards	269	202
Total Off. Plays (Incl. Sacks)	67	66
Avg. Per Play	4.0	3.1
Net Yards Rushing	167	92
Total Rushing Plays	36	27
Net Yards Passing	102	110
Times Sacked/Yards Lost	2/13	6/62
Pass Atts-Comps-Ints	29-18-1	33-15-0
Punts-Number And Avg.	5-39.8	8-40.8
Penalties-Number And Yards	12-91	10-80
Fumbles-Number And Lost	1-1	3-2
Touchdowns	3	0
Field Goals Made-Atts	0-2	1-1
Time Of Possession	26:48	33:12

REGULAR SEASON GAME #2

Kansas City Chiefs 26, Seattle Seahawks 7 Sunday, September 13, 1992 — Arrowhead Stadium

Turnovers again did in the Seahawks as they dropped a 26-7 decision to the Kansas City Chiefs at Arrowhead Stadium. Four Seattle turnovers led directly to 13 Chiefs points, including linebacker Lonnie Marts' 36-yard return of an interception. That score broke open a 13-7 game in the third quarter. Seattle fumbled at their own 14 on their next possession, leading to Barry Word's two-yard touchdown run, and the final margin. Former Seahawks quarterback Dave Krieg, who signed with Kansas City under Plan B in the offseason, completed 13-of-19 passes for 231 yards, and one touchdown, a 72-yarder to J.J. Birden on the game's third play. The Seahawks countered with a 13-play, 62-yard drive that ended in Kelly Stouffer's three-yard scoring pass to Paul Green, Green's first NFL touchdown. The Chiefs took a 13-7 lead into the locker room on the strength of two Nick Lowery field goals. Kansas City's defense held the Seahawks to 189 total yards, including 94 net passing, and recorded four takeaways, two interceptions and two fumble recoveries. The Seattle defense was paced by linebacker Rufus Porter who had 11 tackles, including two sacks and a forced fumble. Middle linebacker David Wyman added eight tackles, all solo.

Seattle	0	7	0	0	—	7
Kansas City	7	6	7	6	—	26
KC — Birden 72 pass from Krieg (Lowery kick)						
SEA — P. Green 3 pass from Stouffer (Kasay kick)						
KC — Lowery 26 FG						
KC — Lowery 32 FG						
KC — Marts 36 interception return (Lowery kick)						
KC — Word 2 run (Barker hold dropped)						
Att. — 75,125						

INDIVIDUAL STATISTICS

RUSHING

Seattle	Att	Yds	LG	TD	Kansas City	Att	Yds	LG	TD
Warren	12	53	10	0	Okoye	18	63	18	0
Williams	9	37	9	0	Word	13	46	10	1
Mayes	4	1	4	0	Krieg	1	5	5	0
TOTAL	26	91	10	0	TOTAL	34	115	18	1

PASSING

Seattle	A	C	Yds	TD	I	Kansas City	A	C	Yds	TD	I
Stouffer	31	13	106	1	2	Krieg	19	13	231	1	0
TOTAL	31	13	106	1	2	TOTAL	19	13	231	1	0

PASS RECEIVING

Seattle	No	Yds	LG	TD	Kansas City	No	Yds	LG	TD
P. Green	5	41	12	1	McNair	3	42	20	0
Williams	3	21	10	0	Davis	2	42	38	0
5 players with	1				Word	2	18	12	0
TOTAL	13	106	18	1	TOTAL	12	231	72	1

DEFENSE

Seattle — Sacks: Porter 2.0, Kennedy 0.5, Bryant 0.5. Interceptions: None. Forced Fumbles: Porter 1. Fumble Recoveries: Kennedy 1.
Kansas City — Sacks: Simien 1.0. Interceptions: Marts 1 (TD), Simien 1. Forced Fumbles: Ross 1. Fumble Recoveries: N. Smith 1.

TEAM STATISTICS

	Seattle	Kansas City
Total First Downs	11	16
Third Down Eff.	4/14 28.6%	5/13 38.5%
Total Net Yards	189	321
Total Off. Plays (Incl. Sacks)	58	56
Avg. Per Play	3.3	5.7
Net Yards Rushing	91	115
Total Rushing Plays	26	34
Net Yards Passing	98	206
Times Sacked/Yards Lost	1/8	3/25
Pass Atts-Comps-Ints	31-13-2	19-13-0
Punts-Number And Avg.	7-42.0	6-39.7
Penalties-Number And Yards	9-72	3-25
Fumbles-Number And Lost	3-2	1-1
Touchdowns	1	3
Field Goals Made-Atts	0-0	2-2
Time Of Possession	27:19	32:41

REGULAR SEASON GAME #3

Seattle Seahawks 10, New England Patriots 6 Sunday, September 20, 1992 — Foxboro Stadium

Chris Warren rushed for a career high 122 yards and one touchdown and Patrick Hunter intercepted a pass in the Seahawks end zone with 35 seconds left as the Seahawks won their first game of the season, a 10-6 decision over the New England Patriots at Foxboro. Warren capped Seattle's game-opening drive with his second career touchdown on a two-yard run. For the game, Warren, who entered the contest with 126 career yards, gained 122 on 24 attempts, the Seahawks first 100-yard game since John L. Williams gained 109 against the Denver Broncos on November 24, 1991. The Seattle defense made the lead hold up, allowing New England only 245 total yards, while recording three takeaways and six sacks. Defensive tackle Cortez Kennedy led the way and earned AFC Defensive Player of the Week honors with seven tackles, three sacks, and two forced fumbles. Five of Kennedy's tackles accounted for losses of 33 yards. After the Patriots cut the lead to 7-6, John Kasay added a 25-yard field goal for a 10-6 fourth quarter lead. David Wyman's fumble recovery stopped one New England drive and Patrick Hunter's end zone interception with 35 seconds left clinched the win. Jeff Bryant had Seattle's other fumble recovery while Tony Woods and Natu Tuatagaloa, who was signed as a free agent on Wednesday prior to the game, each had sacks. Punter Rick Tuten averaged 46.2 yards on nine punts, downing four inside the 20.

Seattle	7	0	0	3	—	10
New England	0	0	6	0	—	6
SEA — Warren 2 run (Kasay kick)						
NE — Fryar 36 pass from Millen (Baumann kick wide right)						
NE — Kasay 25 FG						
Att. — 42,237						

INDIVIDUAL STATISTICS

RUSHING

Seattle	Att	Yds	LG	TD	New England	Att	Yds	LG	TD
Warren	24	122	24	1	Russell	18	81	23	0
Williams	8	18	5	0	Millen	1	11	11	0
TOTAL	35	140	24	1	TOTAL	22	99	23	0

PASSING

Seattle	A	C	Yds	TD	I	New England	A	C	Yds	TD	I
Stouffer	28	14	116	31	0	Millen	27	17	185	1	1
TOTAL	28	14	116	31	0	TOTAL	27	17	185	1	1

PASS RECEIVING

Seattle	No	Yds	LG	TD	New England	No	Yds	LG	TD
Williams	6	39	19	0	Fryar	6	101	36	1
Jones	4	16	8	0	Russell	3	5	8	0
Kane	2	48	31	0	3 players with	2			
TOTAL	14	116	31	0	TOTAL	17	185	36	1

DEFENSE

Seattle — Sacks: Kennedy 3.0, Woods 1.0, Tuatagaloa 1.0, Nash 0.5, Porter 0.5. Interceptions: Hunter 1. Forced Fumbles: Kennedy 2, Porter 1. Fumble Recoveries: Bryant 1, Wyman 1.
New England — Sacks: Howard 1.0. Interceptions: None. Forced Fumbles: Howard 1. Fumble Recoveries: None.

TEAM STATISTICS

	Seattle	New England
Total First Downs	14	16
Third Down Eff.	4/16 25.0%	4/13 30.8%
Total Net Yards	250	245
Total Off. Plays (Incl. Sacks)	64	55
Avg. Per Play	3.9	4.5
Net Yards Rushing	140	99
Total Rushing Plays	35	22
Net Yards Passing	110	146
Times Sacked/Yards Lost	1/6	6/39
Pass Atts-Comps-Ints	28-14-0	27-17-1
Punts-Number And Avg.	9-46.2	8-41.3
Penalties-Number And Yards	13-97	4-29
Fumbles-Number And Lost	2-0	4-2
Touchdowns	1	1
Field Goals Made-Atts	1-2	0-0
Time Of Possession	33:41	26:19

REGULAR SEASON GAME #4

Miami Dolphins 19, Seattle Seahawks 17 Sunday, September 27, 1992 — Kingdome

Dan Marino's touchdown pass to Fred Banks with 2:15 left in the game and Pete Stoyanovich's four field goals led the Miami Dolphins to a 19-17 win over the Seahawks in the Kingdome. Marino, who was making his first-ever appearance in Seattle, threw the pass despite suffering a slight concussion four plays before. Prior to that, Miami's only scoring came on a career-high equaling four field goals of 27, 31, 37, and 53 yards by Stoyanovich. Seattle took a 10-6 halftime lead on John Kasay's 35-yard field goal and Kelly Stouffer's 26-yard scoring pass to Louis Clark. After the Dolphins pulled ahead 12-10, Tony Woods tipped a Marino pass which Terry Wooden picked off at the Miami six setting up John L. Williams' four-yard run and 17-12 lead. Miami's Tony Paige equaled a career-high with eight receptions as Marino completed 23-of-39 passes for 254 yards with one score and three interceptions. He was 16-of-24 for 192 yards in the second half. Seattle's Eugene Robinson, Dwayne Harper and Wooden each had interceptions.

Miami	3	3	3	10	—	19
Seattle	0	10	0	7	—	17

MIA — Stoyanovich 53 FG

SEA — Clark 26 pass from Stouffer (Kasay kick)

SEA — Kasay 35 FG

MIA — Stoyanovich 31 FG

MIA — Stoyanovich 37 FG

MIA — Stoyanovich 27 FG

SEA — Williams 4 run (Kasay kick)

MIA — Banks 15 pass from Marino (Stoyanovich kick)

Att. — 59,374

INDIVIDUAL STATISTICS

RUSHING

Miami	Att	Yds	LG	TD	Seattle	Att	Yds	LG	TD
Higgs	21	54	8	0	Warren	13	47	11	0
Humphrey	4	7	3	0	Stouffer	3	27	11	0
TOTAL	26	59	8	0	TOTAL	24	86	11	1

PASSING

Miami	A	C	Yds	TD	I	Seattle	A	C	Yds	TD	I
Marino	39	23	254	1	3	Stouffer	28	16	166	1	1
Mitchell	1	1	18	0	0						
TOTAL	40	24	272	1	3	TOTAL	28	16	166	1	1

PASS RECEIVING

Miami	No	Yds	LG	TD	Seattle	No	Yds	LG	TD
Paige	8	71	20	0	L.Clark	4	61	26	1
Martin	5	72	18	0	Warren	4	49	22	0
Duper	3	47	19	0	D. Thomas	3	24	9	0
Edmunds	3	35	15	0	Williams	2	11	6	0
TOTAL	24	272	20	1	TOTAL	16	166	26	1

DEFENSE

Miami — Sacks: Cox 2.0, Griggs 2.0, Klingbeil 1.0. **Interceptions:** Cox 1.

Forced Fumbles: Cox 1, Griggs 1. **Fumble Recoveries:** Griggs 1.

Seattle — Sacks: Dodge 1.0, Nash 1.0. **Interceptions:** Harper 1, E. Robinson 1, Wooden 1. **Forced Fumbles:** P. Hunter 1. **Fumble Recoveries:** E. Robinson 1.

TEAM STATISTICS

	Miami	Seattle
Total First Downs	18	14
Third Down Eff.	7/16 43.8%	4/13 30.8%
Total Net Yards	320	221
Total Off. Plays (Incl. Sacks)	68	57
Avg. Per Play	4.7	3.9
Net Yards Rushing	59	86
Total Rushing Plays	26	24
Net Yards Passing	261	135
Times Sacked/Yards Lost	2/17	5/31
Pass Atts-Comps-Ints	40-25-3	28-16-1
Punts-Number And Avg.	2-37.5	5-42.6
Penalties-Number And Yards	4-14	5-35
Fumbles-Number And Lost	1-1	2-1
Touchdowns	1	2
Field Goals Made-Atts	4-4	1-1
Time Of Possession	31:53	28:07

REGULAR SEASON GAME #5

San Diego Chargers 17, Seattle Seahawks 6

Sunday, October 4, 1992 — San Diego Jack Murphy Stadium

Stan Humphries and Anthony Miller combined for two touchdowns as the San Diego Chargers won their first game of the season, 17-6, over the Seahawks in San Diego Jack Murphy Stadium. Humphries, who completed 15-of-28 passes for 200 yards, connected with Miller on a 67-yard scoring pass just five plays into the contest for a quick 7-0 lead. After San Diego's John Carney (49 yards) and Seattle's John Kasay (27) exchanged field goals, Humphries and Miller struck again, this time from five yards out with 12 seconds left in the first half. The only second half scoring came on Kasay's 29-yard field goal. Miller ended the game with nine receptions for 142 yards and two scores, while Rod Bernstine rushed for 74 yards. The San Diego defense limited the Seahawks to 180 total yards, 70 passing and 110 rushing, recorded four sacks, two by Leslie O'Neal, and intercepted three passes. Chris Warren rushed for 76 yards for Seattle, including a career-best 52-yard run, the longest by a Seattle player since 1987. Second-year quarterback Dan McGwire played most of the game in relief of starter Kelly Stouffer who suffered a separated shoulder. McGwire completed 12-of-21 passes for 70 yards with three interceptions. John L. Williams had seven receptions for the Seahawks.

Seattle	0	3	3	0	—	6
San Diego	10	7	0	0	—	17
SD	— Miller 67 pass from Stan Humphries (Carney kick)					
SD	— Carney 49 FG					
SEA	— Kasay 27 FG					
SD	— Miller 5 pass from Stan Humphries (Carney kick)					
SEA	— Kasay 29 FG					
Att.	— 36,783					

INDIVIDUAL STATISTICS

RUSHING

Seattle	Att	Yds	LG	TD	San Diego	Att	Yds	LG	TD
Warren	15	76	52	0	Bernstine	18	74	12	0
Stouffer	2	15	10	0	Butts	6	18	7	0
TOTAL	19	110	52	0	TOTAL	32	107	12	0

PASSING

Seattle	A	C	Yds	TD	I	San Diego	A	C	Yds	TD	I
Stouffer	7	3	31	0	0	Humphries	28	15	200	2	0
McGwire	21	12	70	0	3						
TOTAL	28	15	101	0	3	TOTAL	28	15	200	2	0

PASS RECEIVING

Seattle	No	Yds	LG	TD	San Diego	No	Yds	LG	TD
Williams	7	51	20	0	A. Miller	9	142	67	2
L. Clark	4	43	17	0	Bernstine	3	17	8	0
Warren	3	1	5	0	3 players with	1			
TOTAL	15	101	20	0	TOTAL	15	200	67	2

DEFENSE

Seattle — Sacks: Blackmon 1.0, Bryant 1.0. Interceptions: None. Forced Fumbles: Blackmon 1, E. Robinson 1. Fumble Recoveries: None.

San Diego — Sacks: O'Neal 2.0, Mims 1.0, Winter 1.0. Interceptions: Richard 1, Frank 1, Blaylock 1. Forced Fumbles: None. Fumble Recoveries: None.

TEAM STATISTICS

	Seattle	San Diego
Total First Downs	11	17
Third Down Eff.	4/13 30.8%	4/14 28.6%
Total Net Yards	180	302
Total Off. Plays (Incl. Sacks)	51	62
Avg. Per Play	3.5	4.9
Net Yards Rushing	110	107
Total Rushing Plays	19	32
Net Yards Passing	70	195
Times Sacked/Yards Lost	4/31	2/5
Pass Atts-Comps-Ints	28-15-3	28-15-0
Punts-Number And Avg.	6-52.5	6-44.8
Penalties-Number And Yards	9-68	6-47
Fumbles-Number And Lost	0-0	2-0
Touchdowns	0	2
Field Goals Made-Atts	2-2	1-3
Time Of Possession	28:05	31:55

REGULAR SEASON GAME #6

Dallas Cowboys 27, Seattle Seahawks 0 Sunday, October 11, 1992 — Texas Stadium

Emmitt Smith rushed for two touchdowns as the Dallas Cowboys blanked the Seahawks 27-0. Smith's two scores on Dallas' first three possessions gave the Cowboys a 14-0 lead. Rookie kicker Lin Elliott added field goals of 31 and 51 yards, the latter a career best. The Dallas defense set a franchise record by limiting Seattle to 62 total yards, 38 rushing and 24 passing. The previous mark was 63 yards against the Green Bay Packers on October 24, 1965. The total was also the second fewest in Seattle history. Dallas recorded seven sacks and three takeaways, which set up or scored 17 points. Tony Tolbert and Jim Jeffcoat each had two sacks and Ray Horton returned an interception 15 yards to close out the scoring. Dan McGwire made his first start of the season at quarterback for Seattle, but was forced out of the game with a broken hip after being sacked by Robert Jones in the third quarter. Stan Gelbaugh finished the game, seeing his first action of the season. McGwire was sacked four times, Gelbaugh three. Safety Eugene Robinson provided the Seahawks with their best scoring opportunity with a 49-yard interception return to the Dallas 18, but a field goal attempt was wide.

Seattle	0	0	0	0	—	0
Dallas	7	13	7	0	—	27

DAL — E. Smith 1 run (Elliott kick)

DAL — E. Smith 1 run (Elliott kick)

DAL — Elliott 31 FG

DAL — Elliott 51 FG

DAL — Horton 15 interception return (Elliott kick)

Att. — 62,311

INDIVIDUAL STATISTICS

RUSHING

Seattle	Att	Yds	LG	TD	Dallas	Att	Yds	LG	TD
Warren	7	14	7	0	E. Smith	22	78	15	2
Mayes	4	12	8	0	Aikman	1	19	19	0
Williams	8	10	4	0	Agee	3	10	5	0
TOTAL	22	38	8	0	TOTAL	30	116	19	2

PASSING

Seattle	A	C	Yds	TD	I	Dallas	A	C	Yds	TD	I
McGwire	9	5	46	0	0	Aikman	23	15	173	0	2
Gelbaugh	10	3	33	0	1	Beuerlein	5	2	27	0	0
TOTAL	19	8	79	0	1	TOTAL	28	17	200	0	2

PASS RECEIVING

Seattle	No	Yds	LG	TD	Dallas	No	Yds	LG	TD
R. Thomas	3	28	15	0	Irvin	6	113	24	0
Williams	3	24	16	0	Novacek	5	22	5	0
2 players with	1				K. Martin	4	45	16	0
TOTAL	8	79	16	0	TOTAL	17	200	24	0

DEFENSE

Seattle — Sacks: Kennedy 1.0. Interceptions: P. Hunter 1, E. Robinson 1. Forced Fumbles: None. Fumble Recoveries: None.

Dallas — Sacks: Tolbert 2.0, Jeffcoat 2.0, Gant 1.0, R. Jones 1.0, J. Jones 1.0. Interceptions: Horton 1 (TD). Forced Fumbles: None. Fumble Recoveries: Norton 1, V. Smith 1.

TEAM STATISTICS

	Seattle	Dallas
Total First Downs	6	16
Third Down Eff.	1/12 8.3%	4/13 30.8%
Total Net Yards	62	313
Total Off. Plays (Incl. Sacks)	48	59
Avg. Per Play	1.3	5.3
Net Yards Rushing	38	116
Total Rushing Plays	22	30
Net Yards Passing	24	197
Times Sacked/Yards Lost	7/55	1/3
Pass Atts-Comps-Ints	19-8-1	28-17-2
Punts-Number And Avg.	8-48.5	5-46.0
Penalties-Number And Yards	7-40	3-15
Fumbles-Number And Lost	3-2	0-0
Touchdowns	0	3
Field Goals Made-Atts	0-1	2-3
Time Of Possession	26:44	33:16

REGULAR SEASON GAME #7

Los Angeles Raiders 19, Seattle Seahawks 0

Sunday, October 18, 1992 — Kingdome

Defensive end Anthony Smith recorded four sacks, including one that resulted in a safety, as the Los Angeles Raiders defeated the Seahawks 19-0 in the Kingdome. The loss was Seattle's fourth straight and their second straight shutout, the first time that has happened in the same season in team history. Los Angeles limited Seattle to 237 total yards, including 41 rushing, forced two turnovers and recorded six sacks. Quarterback Jay Schroeder, who replaced injured starter Todd Marinovich (knee sprain) on the Raiders third possession, opened the scoring with a four-yard pass to Willie Gault. Jeff Jaeger's 53-yard field goal and Nolan Harrison's safety (caused by a Smith sack) gave Los Angeles a 12-point second quarter and 12-0 halftime lead. The Raiders Nick Bell closed out the scoring with a 66-yard touchdown run in the fourth quarter, giving him a game-high 97 yards on 10 carries. Stan Gelbaugh made his first start for Seattle and completed 17-of-41 passes for 238 yards. Punter Rick Tuten averaged 47.0 yards on nine punts, with a 41.2 yard net. Seattle's Cortez Kennedy had seven tackles, including two sacks and five tackles for loss.

Los Angeles	0	12	0	7	—	19
Seattle	0	0	0	0	—	0

LA — Gault 4 pass from Schroeder (Jaeger kick)

LA — Jaeger 53 FG

LA — Safety, Harrison downs Hitchcock in end zone (Hitchcock had recovered Gelbaugh's fumble in end zone)

LA — Bell 66 run (Jaeger kick)

Att. — 56,904

INDIVIDUAL STATISTICS

RUSHING

Los Angeles	Att	Yds	LG	TD	Seattle	Att	Yds	LG	TD
N. Bell	10	97	66	1	Warren	6	18	5	0
Allen	10	38	9	0	Gelbaugh	3	11	8	0
Dickerson	9	24	5	0	Williams	7	10	4	0
TOTAL	36	179	66	1	TOTAL	19	41	8	0

PASSING

Los Angeles	A	C	Yds	TD	I	Seattle	A	C	Yds	TD	I
Marinovich	3	0	0	0	0	Gelbaugh	41	17	238	0	1
Schroeder	19	9	84	1	0						
TOTAL	22	9	84	1	0	TOTAL	41	17	238	0	1

PASS RECEIVING

Los Angeles	No	Yds	LG	TD	Seattle	No	Yds	LG	TD
Glover	2	32	27	0	Williams	6	61	16	0
Gault	2	13	9	1	L. Clark	4	72	33	0
Dickerson	2	9	5	0	2 players with	2			
TOTAL	9	84	27	1	TOTAL	17	238	57	0

DEFENSE

Los Angeles — Sacks: A. Smith 4.0, Moss 1.0, Anderson 1.0. Interceptions: McDaniel 1. Forced Fumbles: A. Smith 2. Fumble Recoveries: Ellison 1.

Seattle — Sacks: Kennedy 2.0. Interceptions: None. Forced Fumbles: E. Robinson 1, Wyman 1. Fumble Recoveries: Cain 1.

TEAM STATISTICS

	Los Angeles	Seattle
Total First Downs	11	14
Third Down Eff.	5/16 31.3	3/15 20.0
Total Net Yards	248	237
Total Off. Plays (Incl. Sacks)	60	66
Avg. Per Play	4.1	3.6
Net Yards Rushing	179	41
Total Rushing Plays	36	19
Net Yards Passing	69	196
Times Sacked/Yards Lost	2/15	6/42
Pass Atts-Comps-Ints	22-9-0	41-17-1
Punts-Number And Avg.	10-42.7	9-47.0
Penalties-Number And Yards	8-49	10-81
Fumbles-Number And Lost	2-1	3-1
Touchdowns	2	0
Field Goals Made-Atts	1-1	0-0
Time Of Possession	29:56	30:04

REGULAR SEASON GAME #8

New York Giants 23, Seattle Seahawks 10
Sunday, October 25, 1992 — Giants Stadium

Jeff Hostetler ran for one touchdown and threw for another in the third quarter as the New York Giants rallied for a 23-10 win over the Seahawks in Giants Stadium. The Seahawks had built a 10-6 lead early in the quarter on Stan Gelbaugh's 13-yard scoring pass to Tommy Kane, who was seeing his first action since week three. The score was set up by Malcolm Frank's forced fumble on the second half kickoff, which James Jones recovered at the Giants 19. The touchdown was the first for Seattle in 15 quarters. Hostetler then engineered a six-play, 68-yard drive, which featured a 35-yard pass interference penalty and Hostetler's 22-yard completion to Mark Ingram. Hostetler concluded the drive with a seven-yard scramble for the score. On New York's next possession he connected with Stephen Baker for 46 yards to set up his seven-yard scoring strike to Ed McCaffrey. Jerrod Bunch (77 yards) and Rodney Hampton (69) combined for 146 of New York's 176 rushing yards. Hostetler attempted only nine passes, completing five, both Seattle opponent records lows, for 94 yards. John L. Williams accounted for 89 of Seattle's 186 yards yards with 44 rushing and 45 receiving. His 11 receptions were one off his career high.

Seattle	0	3	7	0	—	10
New York	0	6	14	3	—	23
NY — Bahr	36 FG					
SEA — Kasay	33 FG					
NY — Bahr	25 FG					
SEA — Kane	13 pass from Gelbaugh (Kasay kick)					
NY — Hostetler	7 run (Bahr kick)					
NY — McCaffrey	7 pass from Hostetler (Bahr kick)					
NY — Bahr	30 FG					
Att. —	67,399					

INDIVIDUAL STATISTICS

RUSHING

Seattle	Att	Yds	LG	TD	New York	Att	Yds	LG	TD
Williams	11	44	9	0	Bunch	12	77	23	0
Warren	10	29	11	0	Hampton	20	69	19	0
Gelbaugh	1	5	5	0	Hostetler	5	19	11	1
TOTAL	22	78	11	0	TOTAL	41	176	23	1

PASSING

Seattle	A	C	Yds	TD	I	New York	A	C	Yds	TD	I
Gelbaugh	32	22	130	1	1	Hostetler	9	5	94	1	0
TOTAL	32	22	130	1	1	TOTAL	9	5	94	1	0

PASS RECEIVING

Seattle	No	Yds	LG	TD	New York	No	Yds	LG	TD
Williams	11	45	16	0	Baker	1	46	46	0
Daniels	3	27	12	0	Ingram	1	22	22	0
M. Jones	3	18	7	0	Calloway	1	10	10	0
TOTAL	22	130	16	1	TOTAL	5	94	46	1

DEFENSE

Seattle — Sacks: Tuatagaloa 1.0. **Interceptions:** None. **Forced Fumbles:** Wyman 1. **Fumble Recoveries:** P. Hunter 1.
New York — Sacks: Taylor 1.0, Hamilton 1.0. **Interceptions:** Sparks 1. **Forced Fumbles:** Hamilton 1. **Fumble Recoveries:** Howard 1.

TEAM STATISTICS

	Seattle	New York
Total First Downs	12	13
Third Down Eff.	4/13 30.8%	4/10 40.0%
Total Net Yards	186	261
Total Off. Plays (Incl. Sacks)	56	51
Avg. Per Play	3.3	5.1
Net Yards Rushing	78	176
Total Rushing Plays	22	41
Net Yards Passing	108	85
Times Sacked/Yards Lost	2/22	1/9
Pass Atts-Comps-Ints	32-22-1	9-5-0
Punts-Number And Avg.	6-38.2	4-43.5
Penalties-Number And Yards	8-89	2-10
Fumbles-Number And Lost	1-1	2-2
Touchdowns	1	2
Field Goals Made-Atts	1-1	3-3
Time Of Possession	29:35	30:25

REGULAR SEASON GAME #9

Washington Redskins 16, Seattle Seahawks 3 Sunday, November 8, 1992 — Kingdome

Washington's Chip Lohmiller booted field goals of 48, 33, and 37 yards and the Redskins defense held Seattle to 183 yards, including 59 passing, in a 16-3 win in the Kingdome. Seattle jumped ahead 3-0 on a 22-yard John Kasay field goal in the second quarter, only to have Lohmiller cap a 12-play, 54-yard drive with a 48-yarder, 41 seconds before the half. He added 33 and 37-yarders on Washington's first two second half possessions and quarterback Mark Rypien closed out the scoring with a 26-yard touchdown pass to Terry Orr. Orr caught three passes for 82 yards, including a 46-yarder which set up a field goal. Chris Warren accounted for 171 all-purpose yards with 103 rushing, 42 on kickoff returns, 22 on punt returns, and four receiving. The 100-yard rushing game was his second of the season, including a 122-yard effort at New England. The Seattle defense limited Washington to 88 rushing yards, despite being on the field for 21:08 of the second half. David Wyman had a game-high 12 tackles, Cortez Kennedy had nine and Rufus Porter six, including a sack.

Washington	0	3	6	7	—	16
Seattle	0	3	0	0	—	3
SEA	— Kasay 22 FG					
WASH	— Lohmiller 48 FG					
WASH	— Lohmiller 33 FG					
WASH	— Lohmiller 37 FG					
WASH	— Orr 26 pass from Rypien (Lohmiller kick)					
Att.	— 53,616					

INDIVIDUAL STATISTICS

RUSHING

Washington	Att	Yds	LG	TD	Seattle	Att	Yds	LG	TD
Byner	13	47	12	0	Warren	19	103	36	0
Ervins	10	17	8	0	Williams	6	17	7	0
Rypien	7	12	5	0	Gelbaugh	1	4	4	0
Green	1	12	12	0					
TOTAL	31	88	12	0	TOTAL	26	124	36	0

PASSING

Washington	A	C	Yds	TD	I	Seattle	A	C	Yds	TD	I
Rypien	30	21	248	1	1	Gelbaugh	24	9	75	0	2
TOTAL	30	21	248	1	1	TOTAL	24	9	75	0	2

PASS RECEIVING

Washington	No	Yds	LG	TD	Seattle	No	Yds	LG	TD
Byner	7	61	22	0	J. Jones	3	30	11	0
G. Clark	4	56	24	0	R. Thomas	2	27	18	0
Orr	3	82	46	1	Kane	2	6	8	0
Ervins	3	27	16	0	Williams	1	8	8	0
Sanders	2	12	7	0	Warren	1	4	4	0
TOTAL	21	248	46	1	TOTAL	9	75	18	0

DEFENSE

Washington — **Sacks:** Marshall 1.0, Mays 1.0. **Interceptions:** Marshall 1, A.J. Johnson 1. **Forced Fumbles:** Marshall 1. **Fumble Recoveries:** Brantley 1.

Seattle — **Sacks:** Porter 1.0. **Interceptions:** Harper 1. **Forced Fumbles:** None. **Fumble Recoveries:** None.

TEAM STATISTICS

	Washington	Seattle
Total First Downs	15	9
Third Down Eff.	5/15 33.3%	4/12 33.3%
Total Net Yards	330	183
Total Off. Plays (Incl. Sacks)	62	52
Avg. Per Play	5.3	3.5
Net Yards Rushing	88	124
Total Rushing Plays	31	26
Net Yards Passing	242	59
Times Sacked/Yards Lost	1/6	2/16
Pass Atts-Comps-Ints	30-21-1	24-9-2
Punts-Number And Avg.	4-31.3	5-46.2
Penalties-Number And Yards	4-30	4-35
Fumbles-Number And Lost	0-0	2-1
Touchdowns	1	0
Field Goals Made-Atts	3-4	1-2
Time Of Possession	33:47	26:13

REGULAR SEASON GAME #10

Los Angeles Raiders 20, Seattle Seahawks 3
 Sunday, November 15, 1992 — Los Angeles Memorial Coliseum

The Los Angeles Raiders defense limited the Seahawks to 159 total yards, recorded six sacks, and two turnovers in a 20-3 win in the Los Angeles Memorial Coliseum. Los Angeles jumped to a 6-0 first quarter lead on a pair of Jeff Jaeger field goals before running back Nick Bell keyed a late first half touchdown drive ending in Jay Schroeder's nine-yard scoring pass to Ethan Horton for a 13-0 halftime lead. Los Angeles' defense struck on Seattle's first second half possession, with Aaron Wallace forcing a fumble that he recovered on the Seattle seven. Eric Dickerson capped off the short two-play drive for a 20-0 Raiders lead. Seattle quarterback Kelly Stouffer saw his first action in five games since separating his shoulder at San Diego on October 4. Stouffer took over for an injured Stan Gelbaugh (knee) late in the first half and ultimately guided Seattle to their only score, a 43-yard John Kasay field goal with 4:25 left. Defense was dominant throughout, with the two teams combining for 347 yards, 159 by Seattle and 188 by Los Angeles, including only 134 net passing, 46 by the Seahawks and 88 by the Raiders, and 15 punts. Running backs John L. Williams (76) and Chris Warren (70) combined for 146 of the Seahawks 159 total yards.

Seattle	0	0	0	3	—	3
Los Angeles	6	7	7	0	—	20
LA — Jaeger	47 FG					
LA — Jaeger	43 FG					
LA — Horton	9 pass from Schroeder (Jaeger kick)					
LA — Dickerson	1 run (Jaeger kick)					
SEA — Kasay	43 FG					
Att —	46,862					

INDIVIDUAL STATISTICS

RUSHING

Seattle	Att	Yds	LG	TD	Los Angeles	Att	Yds	LG	TD
Warren	15	63	16	0	Bell	13	35	8	0
Williams	12	43	7	0	Dickerson	10	31	7	1
TOTAL	29	113	16	0	TOTAL	30	100	16	1

PASSING

Seattle	A	C	Yds	TD	I	Los Angeles	A	C	Yds	TD	I
Gelbaugh	12	6	65	0	1	Schroeder	23	10	108	1	1
Stouffer	11	5	34	0	0						
TOTAL	23	11	99	0	1	TOTAL	23	10	108	1	1

PASS RECEIVING

Seattle	No	Yds	LG	TD	Los Angeles	No	Yds	LG	TD
Williams	5	33	15	0	S. Smith	3	34	15	0
Heller	2	21	12	0	T. Brown	3	17	7	0
J. Jones	2	16	12	0	Gault	2	33	17	0
TOTAL	11	99	22	0	TOTAL	10	108	17	1

DEFENSE

Seattle — Sacks: Kennedy 1.0, Nash 1.0. Interceptions: E. Robinson 1. Forced Fumbles: Stephens 1. Fumble Recoveries: None.
Los Angeles — Sacks: Ellison 1.0, Wallace 1.0, Townsend 1.0, A. Smith 1.0, Broughton 1.0. Interceptions: Washington 1. Forced Fumbles: Wallace 1, Townsend 1. Fumble Recoveries: Wallace 1.

TEAM STATISTICS

	Seattle	Los Angeles
Total First Downs	10	12
Third Down Eff.	1/13 7.7%	4/14 28.6%
Total Net Yards	159	188
Total Off. Plays (Incl. Sacks)	57	55
Avg. Per Play	2.8	3.4
Net Yards Rushing	113	100
Total Rushing Plays	29	30
Net Yards Passing	46	88
Times Sacked/Yards Lost	5/53	2/20
Pass Atts-Comps-Ints	23-11-1	23-10-1
Punts-Number And Avg.	8-41.5	7-44.1
Penalties-Number And Yards	4-27	6-34
Fumbles-Number And Lost	2-1	2-0
Touchdowns	0	2
Field Goals Made-Atts	1-2	2-2
Time Of Possession	30:53	29:07

REGULAR SEASON GAME #11

Kansas City Chiefs 24, Seattle Seahawks 14
Sunday, November 22, 1992 — Kingdome

The Seattle defense limited the Kansas City Chiefs to 190 total yards, including only 44 in the second half and Chris Warren rushed for a career-high 154 yards, but the offense suffered six turnovers and the special teams allowed an 86-yard punt return touchdown as the Seahawks dropped a 24-14 decision. Neil Smith returned one of four interceptions off Seattle quarterback Kelly Stouffer 22 yards for his second career touchdown. Rookie Dale Carter returned a punt 86 yards for a score, the first punt return touchdown allowed since 1990. Dave Krieg made his Seattle return and completed 11-of-15 passes for 103 yards with four sacks. Kansas City's Barry Word opened the scoring with a 44-yard run and Krieg drove them to the Seattle one on their next possession, but were unable to punch it in and settled for a field goal and a 10-0 lead. The Seahawks answered with a 25-yard Stouffer to Tommy Kane touchdown pass before Carter struck for a 17-7 halftime lead. Smith's return on Seattle's second possession of the second half upped the lead to 24-7 before Warren scored on a six-yard run. His 154 yards were a personal best, the fourth-highest yardage total in team history and his third 100-yard game of 1992. Seattle's 310 yards and 181 rushing yards were both season highs and the most since November 10, 1991, and September 23, 1990, respectively.

Kansas City	10	7	7	0	—	24
Seattle	0	7	0	7	—	14

KC — Word 44 run (Lowery kick)

KC — Lowery 20 FG

SEA — Kane 25 pass from Stouffer (Kasay kick)

KC — Carter 86 punt return (Lowery kick)

KC — N. Smith 22 interception return (Lowery kick)

SEA — Warren 6 run (Kasay kick)

Att. — 49,867

INDIVIDUAL STATISTICS

RUSHING

Kansas City	Att	Yds	LG	TD	Seattle	Att	Yds	LG	TD
Word	19	85	44	1	Warren	20	154	35	1
McNair	3	13	7	0	Mayes	9	18	10	0
TOTAL	31	117	44	1	TOTAL	26	181	35	1

PASSING

Kansas City	A	C	Yds	TD	I	Seattle	A	C	Yds	TD	I
Krieg	15	11	103	0	0	Stouffer	30	13	164	1	4
TOTAL	15	11	103	0	0	TOTAL	30	13	164	1	4

PASS RECEIVING

Kansas City	No	Yds	LG	TD	Seattle	No	Yds	LG	TD
McNair	3	9	8	0	Kane	5	65	35	1
3 players with	2				3 players with	2			
TOTAL	11	103	28	0	TOTAL	13	164	25	1

DEFENSE

Kansas City — **Sacks:** D. Thomas 1.0, Phillips 1.0, Sims 1.0, N. Smith 0.5, Saleaumua 0.5. **Interceptions:** Carter 1, Mincy 1, Simien 1, N. Smith 1 (TD). **Forced Fumbles:** Thompson 1, D. Thomas 1. **Fumble Recoveries:** Ross 1, Phillips 1.

Seattle — **Sacks:** Porter 2.0, Bryant 1.0, Glasgow 1.0. **Interceptions:** None. **Forced Fumbles:** None. **Fumble Recoveries:** None.

TEAM STATISTICS

	Kansas City	Seattle
Total First Downs	11	20
Third Down Eff.	4/13 30.8%	5/12 41.7%
Total Net Yards	190	310
Total Off. Plays (Incl. Sacks)	50	60
Avg. Per Play	3.8	5.2
Net Yards Rushing	117	181
Total Rushing Plays	31	26
Net Yards Passing	73	129
Times Sacked/Yards Lost	4/30	4/35
Pass Atts-Comps-Ints	15-11-0	30-13-4
Punts-Number And Avg.	7-42.1	4-41.8
Penalties-Number And Yards	6-45	6-60
Fumbles-Number And Lost	1-0	2-2
Touchdowns	3	2
Field Goals Made-Atts	1-1	0-0
Time Of Possession	30:33	29:27

REGULAR SEASON GAME #12

Seattle Seahawks 16, Denver Broncos 13 (Overtime) Monday, November 30, 1992 — Kingdome

Stan Gelbaugh connected with Brian Blades with a three-yard touchdown pass on the game's final play and John Kasay booted a 32-yard field goal 11:10 into overtime as the Seahawks snapped an eight-game losing streak with a 16-13 win over Denver, who was playing without injured quarterback John Elway (shoulder). Gelbaugh replaced Kelly Stouffer with 9:27 left and proceeded to lead two scoring drives overcoming a 13-3 deficit. The first drive ended in a Kasay field goal. Seattle then took over at Denver's 30 with 1:02 left and no timeouts. Gelbaugh completed four-of-six passes and hit Blades, who was seeing his first action since September 6, as time expired. Kasay's PAT tied the score. The Seahawks controlled the overtime out-gaining Denver 82 yards to 12, but Kasay missed a 33 yarder with 7:15 left. The Seattle defense held their third straight opponent under 200 total yards, allowing 196. Only 46 came after halftime, including overtime. The win upped the Seahawks overtime record to 4-5 and was their first against Denver in five tries. At 71:10, it was the second longest game in franchise history, trailing the Seahawks-Broncos 1978 game that went 72:59.

Denver	7	3	3	0	0	—	13
Seattle	0	3	0	10	3	—	16

DEN — Jackson 6 pass from Maddox (Treadwell kick)

DEN — Treadwell 28 FG

SEA — Kasay 30 FG

DEN — Treadwell 36 FG

SEA — Kasay 33 FG

SEA — Blades 3 pass from Gelbaugh (Kasay kick)

SEA — Kasay 32 FG

Att. — 51,612

INDIVIDUAL STATISTICS

RUSHING

Denver	Att	Yds	LG	TD	Seattle	Att	Yds	LG	TD
Green	20	63	11	0	Williams	10	40	14	0
Rivers	9	12	8	0	Warren	16	34	7	0
TOTAL	34	84	11	0	TOTAL	27	74	14	0

PASSING

Denver	A	C	Yds	TD	I	Seattle	A	C	Yds	TD	I
Maddox	26	11	127	1	2	Stouffer	21	12	109	0	2
						Gelbaugh	21	12	164	1	0
TOTAL	26	11	127	1	2	TOTAL	42	24	273	1	2

PASS RECEIVING

Denver	No	Yds	LG	TD	Seattle	No	Yds	LG	TD
Jackson	3	20	10	1	Blades	6	66	20	1
V. Johnson	2	45	36	0	Williams	6	33	18	0
R. Johnson	2	43	38	0	Kane	5	79	27	0
TOTAL	11	127	38	1	TOTAL	24	273	31	1

DEFENSE

Denver — Sacks: Fletcher 3.5, Lang 1.0, Dronnett 1.0, Mecklenburg 0.5. **Interceptions:** Braxton 1. **Forced Fumbles:** Atwater 1, Fletcher 1. **Fumble Recoveries:** Mills 1, Dronnett 1.

Seattle — Sacks: Bryant 1.0, Porter 1.0, Kennedy 1.0. **Interceptions:** Blackmon 1, E. Robinson 1. **Forced Fumbles:** None. **Fumble Recoveries:** None.

TEAM STATISTICS

	Denver	Seattle
Total First Downs	10	15
Third Down Eff.	5/18 27.8%	3/19 15.8%
Total Net Yards	196	308
Total Off. Plays (Incl. Sacks)	63	75
Avg. Per Play	3.1	4.1
Net Yards Rushing	84	74
Total Rushing Plays	34	27
Net Yards Passing	112	234
Times Sacked/Yards Lost	3/15	6/39
Pass Atts-Comps-Ints	26-11-2	42-24-2
Punts-Number And Avg.	11-40.5	9-41.0
Penalties-Number And Yards	12-72	8-59
Fumbles-Number And Lost	1-1	4-2
Touchdowns	1	1
Field Goals Made-Atts	2-2	3-4
Time Of Possession	32:30	38:40

REGULAR SEASON GAME #13

Pittsburgh Steelers 20, Seattle Seahawks 14
Sunday, December 6, 1992 — Three Rivers Stadium

Barry Foster's four-yard touchdown run with 2:22 left and Gary Anderson's insurance 39-yard field goal with 58 seconds remaining lifted the Pittsburgh Steelers to a 20-14 comeback win over the Seahawks. Foster's run capped a 13-play, 80-yard drive engineered by backup quarterback Bubby Brister. Brister, who was subbing for injured starter Neil O'Donnell (broken tibia) converted two key third down passes on the drive, a 27-yarder on third-and-17 and an 18-yarder to the Seattle seven. Anderson's three pointer came after the Steelers stopped Seattle on downs and took over at the 25. Seattle's Eugene Robinson tied a team record with three of Seattle's five pass interceptions. The thefts set up the Seahawks offense at the Seattle 46, and the Pittsburgh 22, 24, 24, and 33, but Seattle was held scoreless. Stan Gelbaugh returned as the Seahawks quarterback starter and threw a pair of touchdown passes, the second giving the Seahawks a 14-10 third quarter lead. John L. Williams caught a game-high eight passes. Cortez Kennedy led a Seahawks defense that stopped the Steelers on four plays from the one-yard line to end the first half, with six tackles, including a sack.

Seattle	0	7	7	0	—	14
Pittsburgh	7	3	0	10	—	20
PGH — Mills	19 pass from O'Donnell (Anderson kick)					
PGH — Anderson	38 FG					
SEA — Kane	28 pass from Gelbaugh (Kasay kick)					
SEA — Williams	3 pass from Gelbaugh (Kasay kick)					
PGH — Foster	4 run (Anderson kick)					
PGH — Anderson	39 FG					
Att. —	47,015					

INDIVIDUAL STATISTICS

RUSHING

Seattle	Att	Yds	LG	TD	Pittsburgh	Att	Yds	LG	TD
Warren	14	43	15	0	Foster	33	125	12	1
Gelbaugh	3	16	14	0	Stone	1	7	7	0
TOTAL	22	67	15	0	TOTAL	37	138	12	1

PASSING

Seattle	A	C	Yds	TD	I	Pittsburgh	A	C	Yds	TD	I
Gelbaugh	28	13	179	2	1	O'Donnell	17	10	104	1	3
						Brister	12	6	69	0	2
TOTAL	28	13	179	2	1	TOTAL	29	16	173	1	5

PASS RECEIVING

Seattle	No	Yds	LG	TD	Pittsburgh	No	Yds	LG	TD
Williams	8	98	27	1	Foster	5	29	18	0
Kane	2	40	28	1	Stone	3	44	27	0
Blades	2	40	23	0	L. Thompson	3	41	18	0
TOTAL	13	179	28	2	TOTAL	16	173	27	1

DEFENSE

Seattle — Sacks: Nash 1.0, Kennedy 1.0. **Interceptions:** E. Robinson 3, Dodge 1, Cain 1. **Forced Fumbles:** None. **Fumble Recoveries:** None.

Pittsburgh — Sacks: Lake 1.0, Davidson 1.0, G. Williams 1.0. **Interceptions:** Little 1. **Forced Fumbles:** Walker 1, Little 1, Evans 1, Lloyd 1. **Fumble Recoveries:** D.J. Johnson 1.

TEAM STATISTICS

	Seattle	Pittsburgh
Total First Downs	10	16
Third Down Eff.	4/13 30.8%	6/15 40.0%
Total Net Yards	220	306
Total Off. Plays (Incl. Sacks)	53	68
Avg. Per Play	4.2	4.5
Net Yards Rushing	67	138
Total Rushing Plays	22	37
Net Yards Passing	153	168
Times Sacked/Yards Lost	3/26	2/5
Pass Atts-Comps-Ints	28-13-1	29-16-5
Punts-Number And Avg	4-39.5	3-46.0
Penalties-Number And Yards	6-59	7-50
Fumbles-Number And Lost	4-1	3-0
Touchdowns	2	2
Field Goals Made-Atts	0-3	2-2
Time Of Possession	23:57	36:03

REGULAR SEASON GAME #14

Philadelphia Eagles 20, Seattle Seahawks 17 (Overtime) Sunday, December 13, 1992 — Kingdome

A 44-yard field goal by Roger Ruzek as time expired in overtime gave the Philadelphia Eagles a 20-17 win over the Seahawks. The game was the longest in Seahawks history, 75:00, eclipsing the 72:59 against the Denver Broncos on October 29, 1978. Randall Cunningham completed 27-of-44 passes for 365 yards, with no touchdowns and one interception, and also ran for a score. He became the first passer to top 300 yards against the Seahawks in 54 games. Nine of his completions, for 161 yards, went to Fred Barnett, while Herschel Walker rushed for 111 yards and one score. Seattle gained 87 yards, 24 passing and 63 rushing, and allowed five sacks. The Seahawks defense allowed a season-high 466 yards, but recorded 10 sacks and two takeaways. Robert Blackmon and Rufus Porter each had 2.5 sacks while Cortez Kennedy had 2. Dwayne Harper scored his first career touchdown with a 52-yard return of a fumble. The two teams combined for a Seattle record 21 punts, including a record-equaling 11 by Seattle. The Eagles were penalized 17 times for 191 yards, the second-most yards in a game in NFL history, trailing the 209 by the Cleveland Browns against the Chicago Bears on November 25, 1951.

Philadelphia	3	7	0	7	3	—	20
Seattle	3	7	0	7	0	—	17

SEA — Kasay 39 FG

PHL — Ruzek 42 FG

PHL — Cunningham 4 run (Ruzek kick)

SEA — Williams 11 pass from Gelbaugh (Kasay kick)

SEA — Harper 52 fumble return (Kasay kick)

PHL — Walker 8 run (Ruzek kick)

PHL — Ruzek 44 FG

Att. — 47, 492

INDIVIDUAL STATISTICS

RUSHING

Philadelphia	Att	Yds	LG	TD	Seattle	Att	Yds	LG	TD
Walker	23	111	18	1	Warren	19	49	9	0
Cunningham	8	38	8	1	Williams	4	10	9	0
TOTAL	41	190	18	2	TOTAL	24	63	9	0

PASSING

Philadelphia	A	C	Yds	TD	I	Seattle	A	C	Yds	TD	I
Cunningham	44	27	365	0	1	Gelbaugh	31	9	66	1	2
TOTAL	44	27	365	0	1	TOTAL	31	9	66	1	2

PASS RECEIVING

Philadelphia	No	Yds	LG	TD	Seattle	No	Yds	LG	TD
Barnett	9	161	53	0	Blades	4	36	16	0
Byars	5	93	46	0	Kane	2	15	8	0
C. Williams	4	35	14	0	3 players with	1			
TOTAL	27	365	53	0	TOTAL	9	66	16	1

DEFENSE

Philadelphia — Sacks: R. White 2.0, Simmons 2.0, Golic 1.0.
Interceptions: Allen 1, McMillian 1. **Forced Fumbles:** None. **Fumble Recoveries:** None.

Seattle — Sacks: Blackmon 2.5, Porter 2.5, Kennedy 2.0, Sinclair 1.0, Nash 1.0, Woods 1.0. **Interceptions:** Tuatagaloa 1. **Forced Fumbles:** Davis 1, Stephens 1. **Fumble Recoveries:** Harper 1 (TD).

TEAM STATISTICS

	Philadelphia	Seattle
Total First Downs	25	11
Third Down Eff.	6/20 30.0%	2/15 13.3%
Total Net Yards	466	87
Total Off. Plays (Incl. Sacks)	95	60
Avg. Per Play	4.9	1.5
Net Yards Rushing	190	63
Total Rushing Plays	41	24
Net Yards Passing	276	24
Times Sacked/Yards Lost	10/89	5/42
Pass Atts-Comps-Ints	44-27-1	31-9-2
Punts-Number And Avg.	10-42.5	11-46.0
Penalties-Number And Yards	17-191	6-45
Fumbles-Number And Lost	2-1	1-0
Touchdowns	2	2
Field Goals Made-Atts	2-3	1-1
Time Of Possession	46:47	28:13

REGULAR SEASON GAME #15

Denver Broncos 10, Seattle Seahawks 6

Sunday, December 20, 1992 — Mile High Stadium

Gaston Green's one-yard touchdown run and David Treadwell's 30-yard field goal propelled the Denver Broncos to a 10-6 win over the Seahawks in Mile High Stadium. Green's run came after Kenny Walker recovered a Seattle fumble on the Seahawks first offensive play of the second half at the Seahawks 24. That score erased a 3-0 halftime deficit. Treadwell connected after Alton Montgomery's 64-yard kickoff return set Denver up at the Seattle 26 in the fourth quarter. The game marked the return of Denver quarterback John Elway, who'd missed the previous four games, all Denver losses, with a shoulder injury. Elway completed 20-of-29 passes for 210 yards, but was intercepted three times in the first half, twice deep in Seattle territory. Denver limited Seattle to 222 total yards and recorded eight sacks, two each by Simon Fletcher and Karl Mecklenburg. Seattle forced five first half Denver turnovers, but could only turn them into a John Kasay 34-yard field goal. Joe Cain had both an interception and a forced fumble for Seattle along with a game and career-high nine tackles. Dwayne Harper had both an interception and a forced fumble. Chris Warren rushed 16 times for 97 yards to pace the Seattle offense.

Seattle	0	3	3	0	—	6
Denver	0	0	7	3	—	10
SEA — Kasay	34 FG					
DEN — Green	1 run (Treadwell kick)					
SEA — Kasay	36 FG					
DEN — Treadwell	30 FG					
Att.	— 72,570					

INDIVIDUAL STATISTICS

RUSHING

Seattle	Att	Yds	LG	TD	Denver	Att	Yds	LG	TD
Warren	16	97	22	0	Green	13	50	23	1
Gelbaugh	3	27	22	0	Lewis	6	22	14	0
Williams	9	17	4	0	Rivers	4	17	8	0
TOTAL	30	142	22	0	TOTAL	23	89	23	1

PASSING

Seattle	A	C	Yds	TD	I	Denver	A	C	Yds	TD	I
Gelbaugh	24	13	135	0	0	Elway	29	20	210	0	3
Stouffer	1	1	2	0	0	Lewis	1	0	0	0	0
TOTAL	25	14	137	0	0	TOTAL	30	20	210	0	3

PASS RECEIVING

Seattle	No	Yds	LG	TD	Denver	No	Yds	LG	TD
Williams	6	41	10	0	Rivers	7	51	37	0
Kane	5	66	19	0	3 players with	3			
3 players with	1								
TOTAL	14	137	19	0	TOTAL	20	210	37	0

DEFENSE

Seattle — Sacks: Kennedy 1.0, Woods 1.0. Interceptions: Harper 1, Davis 1, Cain 1. Forced Fumbles: Harper 1, Cain 1, Kennedy 1. Fumble Recoveries: Blackmon 1.

Denver — Sacks: Fletcher 2.0, Mecklenburg 2.0, Dronnett 1.5, Traylor 1.0, Walker 1.0, Croel 0.5. Interceptions: None. Forced Fumbles: Traylor 1, Brooks 1. Fumble Recoveries: Mills 1, Walker 1.

TEAM STATISTICS

	Seattle	Denver
Total First Downs	16	15
Third Down Eff.	6/14 42.9%	2/9 22.2%
Total Net Yards	222	293
Total Off. Plays (Incl. Sacks)	63	55
Avg. Per Play	3.5	5.3
Net Yards Rushing	142	86
Total Rushing Plays	30	24
Net Yards Passing	80	207
Times Sacked/Yards Lost	8/57	2/6
Pass Atts-Comps-Ints	25-14-0	29-19-3
Punts-Number And Avg.	5-44.2	4-43.8
Penalties-Number And Yards	3-30	5-52
Fumbles-Number And Lost	3-2	3-2
Touchdowns	0	1
Field Goals Made-Atts	2-2	1-1
Time Of Possession	33:00	27:00

REGULAR SEASON GAME #16

San Diego Chargers 31, Seattle Seahawks 14 Sunday, December 27, 1992 — Kingdome

The San Diego Chargers overcame the loss of starting quarterback Stan Humphries to rally and defeat the Seahawks 31-14 to win their first AFC West title since 1981 and conclude their first playoff season since 1982. Bob Gagliano relieved Humphries, who suffered a separated left shoulder, and guided a touchdown drive on San Diego's opening second half possession, erasing a 7-6 Seattle halftime lead. Gagliano then orchestrated a drive to John Carney's third field goal of the game (and 15th straight overall) and a 16-14 lead. The San Diego defense stepped up in the fourth quarter stopping three straight Seattle possessions. The first ended with Gary Plummer's interception. Burt Grossman then recorded a sack for a safety and Darren Carrington returned an interception for a touchdown. Seattle opened the game with a drive that ended in Chris Warren's 30-yard touchdown run. The scoring run put Warren over the 1,000-yard rushing mark for the season, only the second Seattle player to top 1,000 yards. San Diego closed the gap to one at halftime, 7-6, on two Carney field goals in the second quarter. Seattle took their last lead at 14-13 on Trey Junkin's two-yard touchdown reception from Gelbaugh.

San Diego	0	6	7	18	—	31
Seattle	7	0	7	0	—	14
SEA — Warren 30 run (Kasay kick)						
SD — Carney 31 FG						
SD — Carney 38 FG						
SD — Butts 7 run (Carney kick)						
SEA — Junkin 2 pass from Gelbaugh (Kasay kick)						
SD — Carney 47 FG						
SD — Harmon 5 run (Carney kick)						
SD — Safety, Grossman sacked Gelbaugh in end zone						
SD — Carrington 26 interception return (Kidd dropped hold)						
Att. — 49, 324						

INDIVIDUAL STATISTICS

RUSHING

San Diego	Att	Yds	LG	TD	Seattle	Att	Yds	LG	TD
Butts	13	64	9	1	Warren	5	66	31	1
Bernstine	9	16	5	0	Mayes	11	36	14	0
TOTAL	29	98	9	2	TOTAL	24	156	31	1

PASSING

San Diego	A	C	Yds	TD	I	Seattle	A	C	Yds	TD	I
Humphries	14	8	118	0	0	Gelbaugh	32	17	222	1	2
Gagliano	15	9	125	0	0	Tuten	1	0	0	0	0
TOTAL	29	17	263	0	0	TOTAL	33	17	222	1	2

PASS RECEIVING

San Diego	No	Yds	LG	TD	Seattle	No	Yds	LG	TD
Miller	6	96	25	0	Blades	6	103	37	0
Harmon	3	27	15	0	Williams	5	55	24	0
TOTAL	17	263	55	0	TOTAL	17	222	37	1

DEFENSE

San Diego — Sacks: O'Neal 1.0, Grossman 1.0. **Interceptions:** Carrington 1 (TD), Plummer 1. **Forced Fumbles:** None. **Fumble Recoveries:** None.
Seattle — Sacks: Bryant 1.0, Tuatagaloa 1.0, Kennedy 0.5, Porter 0.5. **Interceptions:** None. **Forced Fumbles:** None. **Fumble Recoveries:** None.

TEAM STATISTICS

	San Diego	Seattle
Total First Downs	18	17
Third Down Eff.	7/15 46.7%	6/13 46.2%
Total Net Yards	341	358
Total Off. Plays (Incl. Sacks)	61	59
Avg. Per Play	5.6	6.1
Net Yards Rushing	98	156
Total Rushing Plays	29	24
Net Yards Passing	243	202
Times Sacked/Yards Lost	3/20	2/20
Pass Atts-Comps-Ints	29-17-0	33-17-2
Punts-Number And Avg.	4-40.3	4-43.0
Penalties-Number And Yards	4-24	4-46
Fumbles-Number And Lost	0-0	2-0
Touchdowns	3	2
Field Goals Made-Atts	3-3	0-0
Time Of Possession	31:13	28:47

HOW THE 1992 SEAHAWKS WERE BUILT

TRADES (5)

James Jones, TE	Detroit 1989
*Ronnie Lee, T	Atlanta 1990
Rueben Mayes, RB	New Orleans 1992
*Vann McElroy, S	L.A. Raiders 1990
Kelly Stouffer, QB	Phoenix 1988

1982 DRAFT (1)

Jeff Bryant, DE	1st round
-----------------------	-----------

1986 DRAFT (2)

John L. Williams, FB	1st round
Patrick Hunter, CB	3rd round

1987 DRAFT (3)

Tony Woods, DE	1st round
*David Wyman, LB	2nd round
*Louis Clark, WR	10th round

1988 DRAFT (3)

Brian Blades, WR	2nd round
Tommy Kane, WR	3rd round
Dwayne Harper, CB	11th round (b)

1989 DRAFT (2)

Andy Heck, G	1st round
Joe Tofflemire, C	2nd round

1990 DRAFT (5)

Cortez Kennedy, DT	1st round
*Terry Wooden, LB	2nd round (a)
Robert Blackmon, S	2nd round (b)
Chris Warren, RB	4th round
Bill Hitchcock, T	8th Round

1991 DRAFT (5)

*Dan McGwire, QB.....	1st round
Doug Thomas, WR	2nd round
David Daniels, WR	3rd round
John Kasay, K	4th round
Michael Sinclair, DE.....	6th round

1992 DRAFT (3)

Ray Roberts, T	1st Round
*Bob Spitulski, LB	3rd Round
*Larry Stayner, TE	9th Round

FREE AGENTS (32)

Theo Adams, G	1992	*James Jefferson, CB.....	1989
Darrick Brilz, G	1989	#Tracy Johnson, FB	1992
Joe Cain, LB.....	1989	E.J. Junior, LB	1992
Greg Clark, LB	1992	Trey Junkin, TE	1990
*#Marcus Cotton, LB	1991	Mike Keim, T	1992
+Brian Davis, CB.....	1990	*Bryan Millard, G	1984
*Dedrick Dodge, S.....	1991	Joe Nash, DT	1984
Sean Farrell, G	1992	Rick Newbill, LB	1990
Grant Feasel, C.....	1987	Rufus Porter, LB.....	1988
Malcolm Frank, CB	1992	Eugene Robinson, S	1985
Stan Gelbaugh, QB	1992	Tyrone Rodgers, DT	1992
*Nesby Glasgow, S	1988	Rod Stephens, LB	1990
Jeff Graham, QB	1992	Robb Thomas, WR	1992
*Paul Green, TE	1992	Brian Treggs, WR	1992
Ron Heller, TE	1992	Natu Tuatagaola, DE	1992
*John Hunter, G	1992	Rick Tuten, P.....	1991

Plan B Free Agent

* Finished the Season on Injured Reserve

+ Acquired on Waivers

1992 GAME-BY-GAME RUSHING

Atts-Yds-LG-TD

Date	Opponent	Warren	Williams	Gelbaugh
09/06	Cincinnati	14-49-8-0	10-48-13-0	Inactive
09/13	at Kansas City	12-53-10-0	9-37-9-0	Inactive
09/20	at New England	24-122-24-1	8-18-5-0	Inactive
09/27	Miami	13-47-11-0	7-13-4-1	Inactive
10/04	at San Diego	13-76-52-0	3-8-7-0	Inactive
10/11	at Dallas	7-14-7-0	8-10-4-0	1-0-0-0
10/18	L.A. Raiders	6-18-5-0	7-10-4-0	3-11-8-0
10/25	at N.Y. Giants	10-29-11-0	11-44-9-0	1-5-5-0
11/01	BYE			
11/08	Washington	19-103-36-0	6-17-7-0	1-4-4-0
11/15	at L.A. Raiders	15-63-16-0	12-43-7-0	1-4-4-0
11/22	Kansas City	20-154-1	4-9-4-0	Inactive
11/30	Denver	16-34-7-0	10-40-14-0	0-0-0-0
12/06	at Pittsburgh	14-43-15-0	4-3-3-0	3-16-14-0
12/13	Philadelphia	19-49-9-0	4-10-9-0	1-4-4-0
12/20	at Denver	16-97-22-0	9-17-4-0	3-27-22-0
12/27	San Diego	5-66-31-1	2-12-11-0	2-8-8-0
SEASON TOTALS		223-1017-52-3	114-339-14-1	16-79-22-0

1992 GAME-BY-GAME PASSING

Att-Comp-Yds-TD-Int

Date	Opponent	Gelbaugh	Stouffer
09/06	Cincinnati	Inactive	33-15-162-0-0
09/13	at Kansas City	Inactive	33-13-106-1-2
09/20	at New England	Inactive	28-14-116-0-0
09/27	Miami	Inactive	28-16-166-1-1
10/04	at San Diego	Inactive	7-3-31-0-0
10/11	at Dallas	10-3-33-0-1	IR
10/18	L.A. Raiders	41-17-238-0-1	IR
10/25	at N.Y. Giants	32-22-130-1-1	IR
11/01	BYE		
11/08	Washington	24-9-75-0-2	IR
11/15	at L.A. Raiders	12-6-65-0-1	11-5-34-0-0
11/22	Kansas City	Inactive	30-13-164-1-4
11/30	Denver	21-21-12-164-1-0	12-109-0-2
12/06	at Pittsburgh	28-13-179-2-1	DNP
12/13	Philadelphia	31-9-66-1-2	DNP
12/20	at Denver	24-13-135-0-0	1-1-2-0-0
12/27	San Diego	32-17-222-1-2	DNP
SEASON TOTALS		255-121-1307-6-11	190-92-900-3-9

1992 GAME-BY-GAME RECEIVING

No-Yds-LG-TD

Date	Opponent	Williams	Kane	Jones
09/06	Cincinnati	2-6-3-0	DNP	2-16-9-0
09/13	at Kansas City	3-21-10-0	1-18-18-0	1-5-5-0
09/20	at New England	6-39-19-0	3-48-31-0	4-16-8-0
09/27	Miami	2-11-6-0	Inactive	1-10-10-0
10/04	at San Diego	7-51-20-0	Inactive	0-0-0-0
10/11	at Dallas	3-24-16-0	Inactive	0-0-0-0
10/18	L.A. Raiders	6-61-16-0	Inactive	1-7-7-0
10/25	at N.Y. Giants	11-45-16-0	1-13-13-1	0-0-0-0
11/01	BYE			
11/08	Washington	1-8-8-0	2-6-8-0	3-30-11-0
11/15	at L.A. Raiders	5-33-15-0	0-0-0-0	2-16-12-0
11/22	Kansas City	2-19-11-0	5-65-25-1	2-30-22-0
11/30	Denver	6-33-18-0	5-79-27-0	2-25-17-0
12/06	at Pittsburgh	8-98-27-1	2-40-28-1	0-0-0-0
12/13	Philadelphia	1-11-11-1	2-15-8-0	0-0-0-0
12/20	at Denver	6-41-10-0	5-66-19-0	1-2-2-0
12/27	San Diego	5-55-24-0	2-19-11-0	1-30-30-0
SEASON TOTALS		74-556-27-2	27-369-31-3	21-190-30-0

DNP - Did Not Play; IR - Injured Reserve; NOR - Not on Roster; PS - Practice Squad

Mayes	Stouffer	Johnson	McGwire
1-1-1-0	1-(-3)-(-3)-0	0-0-0-0	DNP
4-1-4-0	1-0-0-0	0-0-0-0	DNP
1-0-0-0	1-(-2)-(-2)-0	0-0-0-0	DNP
1-(-1)-(-1)-0	3-27-11-0	0-0-0-0	DNP
0-0-0-0	12-15-10-0	0-0-0-0	1-11-11-0
4-12-8-0	IR	0-0-0-0	2-2-2-0
2-3-2-0	IR	0-0-0-0	IR
0-0-0-0	IR	0-0-0-0	IR
0-0-0-0	IR	0-0-0-0	IR
1-3-3-0	0-0-0-0	0-0-0-0	IR
2-18-10-0	0-0-0-0	0-0-0-0	IR
0-0-0-0	1-0-0-0	0-0-0-0	IR
0-0-0-0	DNP	0-0-0-0	IR
0-0-0-0	DNP	0-0-0-0	IR
1-1-1-0	0-0-0-0	0-0-0-0	IR
11-36-0	DNP	3-26-19-0	IR
28-74-14-0	9-37-11-0	3-26-19-0	3-13-11-0

McGwire	Hilger	Graham
DNP	NOR	NOR
DNP	NOR	NOR
DNP	NOR	NOR
DNP	NOR	NOR
21-12-70-0-3	NOR	NOR
9-5-46-0-0	Inactive	NOR
IR	Inactive	PS
IR	DNP	PS
IR	DNP	NOR
IR	Inactive	NOR
IR	DNP	NOR
IR	Inactive	NOR
IR	Inactive	NOR
IR	Inactive	NOR
IR	Retired	NOR
IR		Inactive
30-17-116-0-3	0-0-0-0-0	0-0-0-0-0

L.Clark	Blades	Warren	Heller
5-69-18-0	0-0-0-0	1-33-33-0	0-0-0-0
1-8-8-0	IR	1-1-1-0	1-12-12-0
0-0-0-0	IR	1-7-7-0	0-0-0-0
4-61-26-1	IR	4-49-22-0	0-0-0-0
4-43-17-0	IR	3-1-5-0	1-6-6-0
0-0-0-0	IR	0-0-0-0	0-0-0-0
4-72-33-0	IR	1-13-13-0	2-11-5-0
1-15-15-0	IR	1-(-1)-(-1)-0	0-0-0-0
0-0-0-0	IR	1-4-4-0	0-0-0-0
1-22-22-0	IR	1-7-7-0	2-21-12-0
Inactive	IR	0-0-0-0	1-7-7-0
IR	6-66-20-1	2-20-14-0	1-2-2-0
IR	2-40-23-0	0-0-0-0	1-1-1-1
IR	4-36-16-0	0-0-0-0	1-1-1-1
IR	1-11-11-0	0-0-0-0	1-17-17-0
IR	6-103-37-0	0-0-0-0	1-7-7-0
20-290-33-1	19-256-37-1	16-134-33-0	12-85-17-0

1992 GAME-BY-GAME RECEIVING

No-Yds-LG-TD

Date	Opponent	R.Thomas	P.Green	D.Thomas
09/06	Cincinnati	NOR	2-16-15-0	3-32-19-0
09/13	at Kansas City	0-0-0-0	5-41-12-1	0-0-0-0
09/20	at New England	0-0-0-0	1-6-6-0	0-0-0-0
09/27	Miami	0-0-0-0	1-4-4-0	3-24-9-0
10/04	at San Diego	0-0-0-0	IR	0-0-0-0
10/11	at Dallas	3-28-15-0	IR	1-12-12-0
10/18	L.A. Raiders	2-17-14-0	IR	0-0-0-0
10/25	at N.Y. Giants	2-13-10-0	IR	Inactive
11/01	BYE			
11/08	Washington	2-27-18-0	IR	Inactive
11/15	at L.A. Raiders	0-0-0-0	IR	Inactive
11/22	Kansas City	1-20-20-0	IR	0-0-0-00
11/30	Denver	1-31-31-0	IR	1-17-17-0
12/06	at Pittsburgh	0-0-0-0	IR	0-0-0-0
12/13	Philadelphia	0-0-0-0	IR	0-0-0-0
12/20	at Denver	0-0-0-0	IR	Inactive
12/27	San Diego	0-0-0-0	IR	0-0-0-0
SEASON TOTALS		11-136-31-0	9-67-15-1	8-85-19-0

1992 GAME-BY-GAME DEFENSE

Tackles-Sacks-Ints-FF-FR

Date	Opponent	E.Robinson	Kennedy	Porter
09/06	Cincinnati	6-0.0-0-0-0	8-1.0-0-1-0	6-0.0-0-0-0
09/13	at Kansas City	4-0.0-0-0-0	3-0.5-0-0-1	9-2.0-0-1-0
09/20	at New England	7-0.0-0-0-0	7-3.0-0-2-0	7-0.5-0-1-0
09/27	Miami	7-0.0-1-0-1	4-0.0-0-0-0	7-0.0-0-0-0
10/04	at San Diego	6-0.0-0-1-0	3-0.0-0-0-0	3-0.0-0-0-0
10/11	at Dallas	9-0.0-1-0-0	5-1.0-0-0-0	4-0.0-0-0-0
10/18	L.A. Raiders	6-0.0-0-1-0	7-2.0-0-0-0	3-0.0-0-0-0
10/25	at N.Y. Giants	5-0.0-0-0-0	6-0.0-0-0-0	4-0.0-0-0-0
11/01	BYE			
11/08	Washington	5-0.0-0-0-0	9-0.0-0-0-0	6-1.0-0-0-0
11/15	at L.A. Raiders	1-0.0-1-0-0	6-1.0-0-0-0	3-0.0-0-0-0
11/22	Kansas City	4-0.0-0-0-0	7-0.0-0-0-0	8-2.0-0-0-0
11/30	Denver	4-0.0-1-0-0	7-1.0-0-0-0	6-1.0-0-0-0
12/06	at Pittsburgh	5-0.0-3-0-0	6-1.0-0-0-0	6-0.0-0-0-0
12/13	Philadelphia	13-0.0-0-0-0	7-2.0-0-0-0	8-2.5-0-0-0
12/20	at Denver	5-0.0-0-0-0	2-1.0-0-1-0	1-0.0-0-0-0
12/27	San Diego	7-0.0-0-0-0	5-0.5-0-0-0	9-0.0-0-0-0
SEASON TOTALS		94-0.0-7-2-1	92-14.0-0-4-1	90-9.5-0-2-0

1992 GAME-BY-GAME DEFENSE

Tackles-Sacks-Ints-FF-FR

Date	Opponent	Cain	Bryant	Wooden
09/06	Cincinnati	0-0.0-0-0-0	8-0.0-0-0-0	6-0.0-0-0-0
09/13	at Kansas City	1-0.0-0-0-0	3-0.5-0-0-0	2-0.0-0-0-0
09/20	at New England	1-0.0-0-0-0	2-0.0-0-0-1	6-0.0-0-1-0
09/27	Miami	2-0.0-0-0-0	2-0.0-0-0-0	9-0.0-1-0-0
10/04	at San Diego	0-0.0-0-0-0	3-1.0-0-0-0	5-0.0-0-0-0
10/11	at Dallas	1-0.0-0-0-0	1-0.0-0-0-0	1-0.0-0-0-0
10/18	L.A. Raiders	1-0.0-0-0-1	7-0.0-0-0-0	12-0.0-0-0-0
10/25	at N.Y. Giants	0-0.0-0-0-0	2-0.0-0-0-0	13-0.0-0-0-0
11/01	BYE			
11/08	Washington	7-0.0-0-0-0	7-0.0-0-0-0	IR
11/15	at L.A. Raiders	8-0.0-0-0-0	6-0.0-0-0-0	IR
11/22	Kansas City	2-0.0-0-0-0	5-1.0-0-0-0	IR
11/30	Denver	8-0.0-0-0-0	3-1.0-0-0-0	IR
12/06	at Pittsburgh	4-1.0-0-0-0	4-0.0-0-0-0	IR
12/13	Philadelphia	8-0.0-0-0-0	3-0.0-0-0-0	IR
12/20	at Denver	9-0.0-1-1-0	2-0.0-0-0-0	IR
12/27	San Diego	10-0.0-0-0-0	3-1.0-0-0-0	IR
SEASON TOTALS		62-0.0-1-1-1	61-4.5-0-0-1	55-0.0-1-1-0

DNP - Did Not Play; IR - Injured Reserve; NOR - Not on Roster; PS - Practice Squad

Daniels	Junkin	M.Jones	Mayes
0-0-0-0	0-0-0-0	NOR	0-0-0-0
Inactive	0-0-0-0	NOR	0-0-0-0
Inactive	0-0-0-0	NOR	0-0-0-0
DNP	0-0-0-0	NOR	1-7-7-0
0-0-0-0	0-0-0-0	NOR	0-0-0-0
1-15-15-0	0-0-0-0	0-0-0-0	0-0-0-0
1-57-57-0	0-0-0-0	0-0-0-0	0-0-0-0
3-27-12-0	0-0-0-0	3-18-7-0	0-0-0-0
0-0-0-0	0-0-0-0	0-0-0-0	0-0-0-0
0-0-0-0	0-0-0-0	Waived	0-0-0-0
0-0-0-0	2-23-13-0		0-0-0-0
0-0-0-0	0-0-0-0		0-0-0-0
0-0-0-0	0-0-0-0		0-0-0-0
0-0-0-0	0-0-0-0		0-0-0-0
0-0-0-0	0-0-0-0		0-0-0-0
0-0-0-0	1-2-2-1		1-6-6-0
5-99-57-0	3-25-13-1	3-18-7-0	2-13-7-0

Wyman	P.Hunter	Nash	Blackmon	Harper
8-0.0-0-0-0	3-0.0-0-0-0	6-0.0-0-0-0	9-0.0-0-0-0	3-0.0-0-0-0
8-0.0-0-0-0	4-0.0-0-0-0	5-0.0-0-0-0	2-0.0-0-0-0	3-0.0-0-0-0
7-0.0-0-0-1	3-0.0-1-0-0	5-0.5-0-0-0	2-0.0-0-0-0	3-0.0-0-0-0
8-0.0-0-0-0	6-0.0-0-1-0	2-1.0-0-0-0	DNP	1-0.0-1-0-0
5-0.0-0-0-0	4-0.0-0-0-0	5-0.0-0-0-0	6-0.0-0-1-0	5-0.0-0-0-0
6-0.0-0-0-0	4-0.0-1-0-0	3-0.0-0-0-0	3-0.0-0-0-0	6-0.0-0-0-0
9-0.0-0-1-0	6-0.0-0-0-0	4-0.0-0-0-0	1-0.0-0-0-0	0-0.0-0-0-0
7-0.0-0-1-0	2-0.0-0-0-1	2-0.0-0-0-0	3-0.0-0-0-0	3-0.0-0-0-0
12-0.0-0-0-0	5-0.0-0-0-0	2-0.0-0-0-0	5-0.0-0-0-0	6-0.0-1-0-0
9-0.0-0-0-0	5-0.0-0-0-0	4-1.0-0-0-0	3-0.0-0-0-0	4-0.0-0-0-0
4-0.0-0-0-0	3-0.0-0-0-0	6-0.0-0-0-0	4-0.0-0-0-0	3-0.0-0-0-0
IR	5-0.0-0-0-0	5-0.0-0-0-0	3-1.0-1-0-0	4-0.0-0-0-0
IR	6-0.0-0-0-0	5-1.0-0-0-0	5-0.0-0-0-0	3-0.0-0-0-0
IR	4-0.0-0-0-0	9-1.0-0-0-0	11-2.5-0-0-0	7-0.0-0-0-0
IR	2-0.0-0-0-0	1-0.0-0-0-0	3-0.0-0-0-1	6-0.0-1-1-0
IR	5-0.0-0-0-0	3-0.0-0-0-0	5-0.0-0-0-0	8-0.0-0-0-0
83-0.0-0-2-1	67-0.0-2-1-1	67-4.5-0-0-0	65-3.5-1-1-1	65-0.0-3-1-1

Stephens	Woods	Glasgow	Dodge	Tuatagaloa
1-0.0-0-0-0	2-0.0-0-0-0	0-0.0-0-0-0	0-0.0-0-0-0	NOR
0-0.0-0-0-0	1-0.0-0-0-0	0-0.0-0-0-0	3-0.0-0-0-0	0-0.0-0-0-0
2-0.0-0-0-0	3-1.0-0-0-0	5-0.0-0-0-0	0-0.0-0-0-0	1-1.0-0-0-0
1-0.0-0-0-0	5-0.0-0-0-0	7-0.0-0-0-0	4-1.0-0-0-0	0-0.0-0-0-0
0-0.0-0-0-0	4-0.0-0-0-0	0-0.0-0-0-0	0-0.0-0-0-0	1-0.0-0-0-0
2-0.0-0-0-0	1-0.0-0-0-0	1-0.0-0-0-0	2-0.0-0-0-0	1-0.0-0-0-0
3-0.0-0-0-0	2-0.0-0-0-0	0-0.0-0-0-0	1-0.0-0-0-0	2-0.0-0-0-0
0-0.0-0-0-0	0-0.0-0-0-0	0-0.0-0-0-0	2-0.0-0-0-0	5-1.0-0-0-0
4-0.0-0-0-0	Inactive	0-0.0-0-0-0	1-0.0-0-0-0	0-0.0-0-0-0
1-0.0-0-0-0	5-0.0-0-0-0	0-0.0-0-0-0	0-0.0-0-0-0	0-0.0-0-0-0
6-0.0-0-0-0	4-0.0-0-0-0	2-1.0-0-0-0	0-0.0-0-0-0	3-0.0-0-0-0
7-0.0-0-0-0	2-0.0-0-0-0	2-0.0-0-0-0	1-0.0-0-0-0	1-0.0-0-0-0
6-0.0-0-0-0	6-0.0-0-0-0	2-0.0-0-0-0	1-1.0-0-0-0	0-0.0-0-0-0
6-0.0-0-1-0	6-1.0-0-0-0	IR	2-0.0-0-0-0	0-0.0-1-0-0
7-0.0-0-0-0	4-1.0-0-0-0	IR	IR	1-0.0-0-0-0
8-0.0-0-0-0	2-0.0-0-0-0	IR	IR	1-1.0-0-0-0
54-0.0-0-1-0	47-3.0-0-0-0	20-1.0-0-0-0	16-1.0-1-1-1	16-3.0-1-0-0

SEATTLE SEAHAWKS

1992 GAME-BY-GAME OFFENSE

	9/6 Cin	9/13 @KC	9/20 @NE	9/27 Mia	10/4 @SD	10/11 @Dal	10/18 LAO
Points	3	7	10	17	6	0	0
1st Quarter	3	0	7	0	0	0	0
2nd Quarter	0	7	0	10	3	0	0
3rd Quarter	0	0	0	0	3	0	0
4th Quarter	0	0	3	7	0	0	0
Overtime	0	0	0	0	0	0	0
First Downs	18	11	14	14	11	6	14
Rushing	7	3	7	7	5	1	#0
Passing	8	8	5	7	5	4	13
Penalty	3	0	2	0	1	1	1
Third Down Eff	4/15	4/14	4/16	4/13	4/13	1/12	3/15
Percentage	26.7	28.6	25.0	30.8	30.8	8.3	20.0
4th Down Eff	0/1	1/1	1/1	0/1	1/1	0/0	0/2
Percentage	0.0	100.0	100.0	0.0	100.0	---	0.0
-----Total Net Yards	202	189	250	221	180	62	237
Plays	66	58	64	57	51	48	66
Avg. Per Play	3.1	3.3	3.9	3.9	3.5	1.3	3.6
Net Yards Rushing	92	91	140	86	110	38	41
Plays	27	26	35	24	19	22	19
Avg. Per Play	3.4	3.5	4.0	3.6	5.8	1.7	2.2
Net Yards Passing	110	98	110	135	70	24	196
Sacked/Lost	6/62	1/8	1/6	5/31	4/31	7/55	6/42
Gross Yards	172	106	116	166	101	79	238
Att/Comp	33/15	31/13	28/14	28/16	28/15	19/8	41/17
Had Intercepted	0	2	0	1	3	1	1
Avg. Per Play	2.8	3.1	3.8	4.1	2.2	0.9	2.2
Punts/Avg	8/40.8	7/42.0	9/46.2	5/42.6	6/52.5	8/48.5	9/47.0
Had Blocked	0	0	0	0	0	0	0
Punt Returns/Yds	2/4	2/5	4/26	2/14	1/8	1/0	4/44
Kickoff Ret/Yds	3/31	6/115	2/41	5/97	3/38	4/86	2/40
Int Returns/Yds	1/36	0/0	1/0	2/14	0/0	2/49	0/0
Penalties/Yds	10/80	9/72	13/97	5/35	9/68	7/40	10/81
Fumbles/Lost	3/2	3/2	2/0	2/1	0/0	3/2	3/1
Touchdowns	0	1	1	2	0	0	0
Rushing	0	0	1	1	0	0	0
Passing	0	1	0	1	0	0	0
Returns	0	0	0	0	0	0	0
Defensive	0	0	0	0	0	0	0
PAT/ATT	0/0	1/1	1/1	2/2	0/0	0/0	0/0
FG/ATT	1/1	0/0	1/2	1/1	2/2	1/2	0/0
Time of Possession	33:12	27:19	33:41	28:07	28:05	26:44	30:04
Take/Turn Ratio	0	-3	+3	+2	-3	-1	-1
Avg. Drive Start	25.5	25.0	34.9	25.0	23.3	-25.2	24.0

* SEAHAWKS TEAM RECORD; # EQUALS SEAHAWKS TEAM RECORD

	10/25 @NYG	11/8 Wash	11/15 @LAO	11/22 KC	11/30 Den	12/6 @PGH	12/13 PHL	12/20 @Den	12/27 SD
	10	3	3	14	16	14	17	6	14
	0	0	0	0	0	0	3	0	7
	3	3	0	7	3	7	7	3	0
	7	0	0	7	0	7	0	3	7
	0	0	3	0	10	0	7	0	0
	0	0	0	0	3	0	0	0	0
	12	9	10	20	15	10	11	16	17
	4	5	5	11	3	2	4	7	6
	8	4	4	8	10	8	3	8	11
	0	0	1	1	2	0	4	1	0
	4/13	4/12	1/13	5/12	3/19	4/13	2/15	6/14	6/13
	30.8	33.3	7.6	41.7	15.8	30.8	13.3	42.9	46.2
	1/2	0/1	0/1	0/0	1/2	0/2	0/0	0/1	0/1
	50.0	0.0	0.0	---	50.0	0.0	---	0.0	0.0
	186	183	159	310	308	220	87	222	358
	56	52	57	60	75	53	60	63	59
	3.3	3.5	2.8	5.2	4.1	4.2	1.5	3.5	6.1
	78	124	113	181	74	67	63	142	156
	22	26	29	26	27	22	24	30	24
	3.5	4.8	3.9	7.0	2.7	3.0	2.6	4.7	6.5
	108	59	46	129	234	153	24	80	202
	2/22	2/16	5/53	4/35	6/39	3/26	5/42	8/57	2/20
	130	75	99	164	273	179	66	137	222
	32/22	24/9	23/11	30/13	42/24	28/13	31/9	25/14	33/17
	1	2	1	4	2	1	2	0	2
	3.2	2.3	1.6	3.8	4.9	4.9	0.7	2.4	5.8
	6/38.2	5/46.2	8/41.5	4/41.8	9/41.0	4/39.5	*11/46.0	5/44.2	4/43.0
	0	0	0	0	0	0	0	0	0
	1/-2	2/22	4/39	1/4	5/52	2/16	3/20	2/12	2/19
	3/54	3/57	1/10	4/78	1/1	5/106	3/59	0/0	5/72
	0/0	1/10	1/30	0/0	2/69	5/60	1/0	3/26	0/0
	8/89	4/35	4/27	6/60	8/59	6/59	6/45	3/30	4/46
	1/1	2/1	2/1	2/2	4/2	4/1	1/0	3/2	2/0
	1	0	0	2	1	2	2	0	2
	0	0	0	1	0	0	0	0	1
	1	0	0	1	1	2	1	0	1
	0	0	0	0	0	0	0	0	0
	0	0	0	0	0	0	1	0	0
	1/1	0/0	0/0	2/2	2/2	2/2	2/2	0/0	2/2
	1/1	1/2	1/2	0/0	3/4	0/3	1/1	2/2	0/0
	29:35	26:13	30:53	29:27	38:40	23:57	28:13	33:00	28:47
	0	-2	-1	*-6	-1	+3	0	+3	-2
	29.8	28.4	34.1	26.6	42.3	39.5	26.2	31.0	20.8

SEATTLE SEAHAWKS

1992 GAME-BY-GAME DEFENSE

	9/6 Cin	9/13 @KC	9/20 @NE	9/27 Mia	10/4 @SD	10/11 @Dal	10/18 LAO
Points	21	26	6	19	17	27	19
1st Quarter	0	7	0	3	10	7	0
2nd Quarter	7	6	0	3	7	13	12
3rd Quarter	0	7	6	3	0	7	0
4th Quarter	14	6	0	10	0	0	7
Overtime	0	0	0	0	0	0	0
First Downs	18	18	16	18	17	16	11
Rushing	8	1	7	5	4	5	6
Passing	6	8	9	13	9	10	4
Penalty	4	1	5	1	3	0	2
Third Down Eff	3/15	5/14	4/13	7/16	4/14	4/13	5/16
Percentage	20.0	35.7	30.8	43.8	28.6	30.8	31.3
4th Down Eff	2/3	0/1	0/0	1/1	0/0	0/0	0/0
Percentage	66.7	0.0	---	100.0	---	---	---
Total Net Yards	269	321	245	314	302	311	248
Plays	67	56	55	68	62	59	60
Avg. Per Play	4.0	5.7	4.5	4.7	4.9	5.3	4.1
Net Yards Rushing	167	115	99	59	107	116	179
Plays	36	34	22	26	32	30	36
Avg. Per Play	4.6	3.4	4.5	2.3	3.3	3.9	5.0
Net Yards Passing	102	206	146	255	195	197	69
Sacked/Lost	2/13	3/25	6/39	2/17	2/5	1/3	2/15
Gross Yards	115	231	185	272	200	200	84
Att/Comp	29/18	19/13	27/17	40/24	28/15	28/17	22/9
Had Intercepted	1	0	1	3	0	2	0
Avg. Per Play	3.3	9.4	4.4	6.1	6.5	6.8	2.9
Punts/Avg	5/39.8	6/39.7	8/41.3	2/37.5	6.44.8	5/46.0	10/42.7
Had Blocked	0	0	0	0	0	0	0
Punt Returns/Yds	3/30	3/15	4/10	2/18	6/42	3/11	5/32
Kickoff Rets/Yds	1/26	0/0	3/54	3/85	2/31	0/0	2/31
Int Returns/Yds	0/0	2/36	0/0	1/0	3/0	1/15	1/0
Penalties/Yds	12/91	3/25	4/29	4/14	6/50	3/15	8/49
Fumbles/Lost	1/1	1/1	4/2	1/1	2/0	0/0	2/1
Touchdowns	3	3	1	1	2	3	2
Rushing	1	1	0	0	0	2	1
Passing	0	1	1	1	2	0	1
Returns	0	0	0	0	0	0	0
Defensive	2	1	0	0	0	1	0
PAT/ATT	3/3	2/3	0/1	1/1	2/2	3/3	2/2
FG/ATT	0/2	2/2	0/0	4/4	1/3	2/3	1/1
Time of Possession	26:48	32:41	26:19	31:53	31:55	33:16	29:56
Take/Turn Ratio	0	+2	-3	-2	+3	+1	+1
Avg. Drive Start	33.0	33.7	17.9	29.8	30.7	35.5	24.0

* SEAHAWKS TEAM RECORD; # EQUALS SEAHAWKS TEAM RECORD

	10/25 @NYG	11/8 Wash	11/15 @LAO	11/22 KC	11/30 Den	12/6 @PGH	12/13 PHL	12/20 @Den	12/27 SD
23	16	20	24	13	20	20	10	31	
0	0	6	10	10	7	3	0	0	
6	3	7	7	0	3	7	0	6	
14	6	7	7	0	0	0	7	7	
3	7	0	0	3	10	7	3	18	
0	0	0	0	0	0	3	0	0	
13	15	12	11	10	16	25	15	18	
8	6	5	5	4	8	10	6	4	
4	9	6	5	4	7	14	8	13	
1	0	1	1	2	1	1	1	1	
4/10	5/15	4/14	4/13	5/18	6/15	6/20	2/9	7/15	
40.0	33.3	28.6	30.8	27.8	40.0	30.0	22.2	46.7	
0/0	1/1	0/0	0/0	0/0	0/1	1/1	0/0	1/1	
---	100.0	---	---	---	0.0	100.0	---	100.0	
261	330	188	190	196	306	466	293	341	
51	62	55	50	63	68	#95	55	61	
5.1	5.3	3.4	3.8	3.1	4.5	4.9	5.3	5.6	
176	88	100	117	84	138	190	86	98	
41	31	30	31	34	37	41	24	29	
4.3	2.8	3.3	3.8	2.5	3.7	4.6	3.6	3.4	
85	242	88	73	112	168	276	207	243	
1/9	1/6	2/20	4/30	3/15	2/5	10/89	2/6	3/20	
94	248	108	103	127	173	365	213	263	
9/5	30/21	23/10	15/11	26/11	29/16	44/27	29/19	29/17	
0	1	1	0	2	5	1	3	0	
8.5	7.8	3.5	3.8	3.9	5.4	5.1	6.7	7.6	
4/43.5	4/31.3	7/44.1	7/42.1	11/40.5	3/46.0	10/42.5	4/43.8	4/40.3	
0	0	0	0	0	0	0	0	0	
2/31	3/8	4/36	4/100	4/4	1/9	10/68	3/13	0/0	
2/46	2/39	2/15	3/73	3/41	3/45	5/84	2/90	3/25	
1/0	2/9	1/3	4/31	2/73	1/0	2/0	0/0	0/0	
2/10	4/30	6/34	6/45	12/72	7/50	17/190	5/52	4/24	
2/2	0/0	1/0	1/0	1/1	3/0	2/1	3/2	0/0	
2	1	2	3	1	2	2	1	3	
1	0	1	1	0	1	2	1	2	
1	1	1	0	1	1	0	0	0	
0	0	0	1	0	0	0	0	0	
0	0	0	1	0	0	0	0	1	
2/2	1/1	2/2	3/3	1/1	2/2	2/2	1/1	2/3	
3/3	3/4	2/2	1/1	3/3	2/2	2/3	1/1	3/3	
30:25	33:47	29:07	30:33	32:30	36:03	#47:46	27:00	31:13	
0	+2	+1	*+6	+1	-3	0	-3	+2	
42.7	30.9	32.0	37.7	26.2	37.1	26.6	32.5	25.0	

1992 GAME-BY-GAME OFFENSIVE STARTERS

Date	Opp	WR	LT	LG	C	RG	RT	TE	WR	QB	RB	FB	K
9/6	Cin	L. Clark	Roberts	Heck	Tofflemire	Brizl	Lee	P.Green	Daniels	Stouffer	Warren	Williams	Kasay
9/13	@ KC	L. Clark	Roberts	Heck	Tofflemire	Brizl	Lee	P.Green	Kane	Stouffer	Warren	Williams	Kasay
9/20	@ NE	L. Clark	Roberts	Heck	Tofflemire	Brizl	Lee	P.Green	Kane	Stouffer	Warren	Williams	Kasay
9/27	Miami	L. Clark	Roberts	Heck	Tofflemire	Brizl	Lee	P.Green	D. Thomas	Stouffer	Warren	Williams	Kasay
10/4	@ SD	L. Clark	Roberts	Heck	Tofflemire	Brizl	Hitchcock	Heller	D. Thomas	Stouffer	Warren	Williams	Kasay
10/11	@ Dallas	L. Clark	Roberts	Heck	Tofflemire	Brizl	Lee	Heller	D. Thomas	McGwire	Warren	Williams	Kasay
10/18	Raiders	L. Clark	Roberts	Heck	Tofflemire	Brizl	Hitchcock	Heller	D. Thomas	Gelbaugh	Warren	Williams	Kasay
10/25	@ Giants	M. Jones (TE)	Roberts	J. Hunter	Tofflemire	Brizl	Hitchcock	Heller	Kane	Gelbaugh	Warren	Williams	Kasay
11/8	Wash	Blades	Roberts	J. Hunter	Tofflemire	Brizl	Hitchcock	Heller	Kane	Gelbaugh	Warren	Williams	Kasay
11/15	@ Raiders	L.Clark	Roberts	J. Hunter	Tofflemire	Brizl	Hitchcock	Heller	Kane	Gelbaugh	Warren	Williams	Kasay
11/22	KC	Junkin (TE)	Roberts	Heck	Tofflemire	Brizl	Hitchcock	J. Jones	Kane	Stouffer	Warren	Williams	Kasay
11/30	Denver	Blades	Roberts	Heck	Tofflemire	Brizl	Hitchcock	Heller	Kane	Stouffer	Warren	Williams	Kasay
12/6	@ PGH	Blades	Roberts	Heck	Tofflemire	Brizl	Hitchcock	Heller	Kane	Gelbaugh	Warren	Williams	Kasay
12/13	Phil	Blades	Roberts	Heck	Tofflemire	Brizl	Hitchcock	Heller	Kane	Gelbaugh	Warren	Williams	Kasay
12/20	@ Denver	Blades	Roberts	Heck	Tofflemire	Brizl	Hitchcock	Heller	Kane	Gelbaugh	Warren	Williams	Kasay
12/27	San Diego	Blades	Roberts	Heck	Tofflemire	Brizl	Hitchcock	Heller	Kane	Gelbaugh	Warren	Williams	Kasay

1992 GAME-BY-GAME DEFENSIVE STARTERS

Date	Opp	DLE	DLT	DRT	DRE	LLB	MLB	RLB	LCB	RCB	SS	FS	P
9/6	Cin	Bryant	Nash	Kennedy	Woods	Wooden	Wyman	Porter	Harper	P. Hunter	Blackmon	E. Robinson	Tuten
9/13	@ KC	Bryant	Nash	Kennedy	Woods	Wooden	Wyman	Porter	Harper	P. Hunter	Blackmon	E. Robinson	Tuten
9/20	@ NE	Bryant	Nash	Kennedy	Woods	Wooden	Wyman	Porter	Harper	P. Hunter	Blackmon	E. Robinson	Tuten
9/27	Miami	Bryant	Nash	Kennedy	Woods	Wooden	Wyman	Porter	Harper	P. Hunter	Glasgow	E. Robinson	Tuten
10/4	@ SD	Bryant	Nash	Kennedy	Woods	Wooden	Wyman	Porter	Harper	P. Hunter	Blackmon	E. Robinson	Tuten
10/11	@ Dallas	Bryant	Nash	Kennedy	Woods	Wooden	Wyman	Porter	Harper	P. Hunter	Blackmon	E. Robinson	Tuten
10/18	Raiders	Bryant	Nash	Kennedy	Woods	Wooden	Wyman	Porter	Harper	P. Hunter	Blackmon	E. Robinson	Tuten
10/25	@ Giants	Bryant	Nash	Kennedy	Woods	Wooden	Wyman	Porter	Harper	P. Hunter	Blackmon	E. Robinson	Tuten
11/8	Wash	Sinclair	Nash	Kennedy	Bryant	Cain	Wyman	Porter	Harper	P. Hunter	Blackmon	E. Robinson	Tuten
11/15	@ Raiders	Bryant	Nash	Kennedy	Woods	Cain	Wyman	Porter	Harper	P. Hunter	Blackmon	E. Robinson	Tuten
11/22	KC	Bryant	Nash	Kennedy	Woods	Cain	Wyman	Porter	Harper	P. Hunter	Blackmon	E. Robinson	Tuten
11/30	Denver	Bryant	Nash	Kennedy	Woods	Cain	Stephens	Porter	Harper	P. Hunter	Blackmon	E. Robinson	Tuten
12/6	@ PGH	Bryant	Nash	Kennedy	Woods	Cain	Stephens	Porter	Harper	P. Hunter	Blackmon	E. Robinson	Tuten
12/13	Phil	Bryant	Nash	Kennedy	Woods	Cain	Stephens	Porter	Harper	P. Hunter	Blackmon	E. Robinson	Tuten
12/20	@ Denver	Bryant	Nash	Kennedy	Woods	Cain	Stephens	Porter	Harper	P. Hunter	Blackmon	E. Robinson	Tuten
12/27	San Diego	Bryant	Nash	Kennedy	Woods	Cain	Stephens	Porter	Harper	P. Hunter	Blackmon	E. Robinson	Tuten

FINAL 1992 NFL STANDINGS

AMERICAN FOOTBALL CONFERENCE

Eastern	W	L	T	Pct	Pts	Opp
*Miami	11	5	0	.688	340	281
#Buffalo	11	5	0	.688	381	283
Indianapolis	9	7	0	.563	215	302
N.Y. Jets	4	12	0	.250	220	315
New England	2	14	0	.143	205	362

Central	W	L	T	Pct	Pts	Opp
*Pittsburgh	11	5	0	.688	299	225
#Houston	10	6	0	.625	352	258
Cleveland	7	9	0	.438	272	275
Cincinnati	5	11	0	.313	274	364

Western	W	L	T	Pct	Pts	Opp
*San Diego	11	5	0	.688	335	241
#Kansas City	10	6	0	.625	348	282
Denver	8	8	0	.500	262	329
L.A. Raiders	7	9	0	.438	249	281
Seattle	2	14	0	.143	140	312

NATIONAL FOOTBALL CONFERENCE

Eastern	W	L	T	Pct	Pts	Opp
*Dallas	13	3	0	.813	409	243
#Philadelphia	11	5	0	.688	354	245
#Washington	9	7	0	.563	300	255
N.Y. Giants	6	10	0	.375	306	367
Phoenix	4	12	0	.250	243	332

Central	W	L	T	Pct	Pts	Opp
*Minnesota	11	5	0	.688	374	249
Green Bay	9	7	0	.563	276	296
Tampa Bay	5	11	0	.313	267	365
Chicago	5	11	0	.313	295	361
Detroit	5	11	0	.313	273	332

Western	W	L	T	Pct	Pts	Opp
*San Francisco	14	2	0	.875	431	236
#New Orleans	12	4	0	.750	330	202
Atlanta	6	10	0	.375	327	414
L.A. Rams	6	10	0	.375	313	383

*Divisional Titlist; #Wild Card Playoff Qualifier

POSTSEASON RESULTS

AFC Wild Card Games

SAN DIEGO 17, Kansas City 0
BUFFALO 41, Houston 38 (OT)

NFC Wild Card Games

Washington 24, MINNESOTA 7
Philadelphia 36, NEW ORLEANS 20

AFC Divisional Playoffs

Buffalo 24, PITTSBURGH 3
MIAMI 31, San Diego 0

NFC Divisional Playoffs

SAN FRANCISCO 20, Washington 13
DALLAS 34, Philadelphia 10

AFC Championship Game

Buffalo 29, MIAMI 10

NFC Championship Game

Dallas 30, SAN FRANCISCO 20

SUPER BOWL XXVII
(Pasadena, California)
DALLAS 52, Buffalo 17

PRO BOWL
(Honolulu, Hawaii)
AFC 23, NFC 20 (OT)



BUILDING THE FRANCHISE

NIKE

CHRONOLOGY

- 1972 — 6/15** Seattle Professional Football, a group of business and community leaders, announce their intention to attempt to secure a National Football League franchise for the City of Seattle. Herman Sarkowsky serves as spokesman for the group. **11/2** Construction begins on The Kingdome.
- 1974 — 6/4** The National Football League announces that Seattle will have a franchise for the 1976 season. **12/5** The National Football League announces that it has voted membership to Seattle Professional Football, Inc., headed by Lloyd W. Nordstrom with partners Herman Sarkowsky, D.E. "Ned" Skinner, Howard S. Wright, M. Lamont Bean, and Lynn P. Himmelman.
- 1975 — 3/6** John Thompson, Executive Director of the NFL Management Council, named General Manager. **6/17** Nickname "Seahawks" selected from 20,365 entries and 1,741 different names. One hundred fifty-one suggest "Seahawks." **7/25** Season ticket applications mailed. **7/28** Season ticket applications accepted — 24,168 received the first day. **8/23** Season ticket sales closed after target of 59,000 reached. **12/18** Seahawks agree to a 20-year lease agreement to play all games in the Kingdome.
- 1976 — 1/3** Jack Patera, assistant coach of the Minnesota Vikings, named head coach of the Seahawks. **1/20** Lloyd W. Nordstrom, spokesman for the Nordstrom family, the Seahawks' majority owner, dies of a heart attack while vacationing in Mexico. **3/30** Veteran Allocation held in New York City. Seahawks select 39 NFL veterans. **4/8-9** Seahawks select 25 collegians in their first college draft. Notre Dame's Steve Niehaus is the first choice and he flies to Seattle for evening news conference on April 8. **7/9** Seahawks open training camp at Eastern Washington University in Cheney. **8/1** Seahawks play first game before 60,825 fans in the Kingdome. San Francisco holds on to defeat Seattle, 27-20, as Jim Zorn is tackled on the 49ers' two-yard line when the gun sounds. **8/29** Seahawks capture first victory, a 17-16 preseason win over San Diego, as Ron Howard catches a three-yard Jim Zorn pass for the winning touchdown with only 13 seconds remaining. **9/12** Seattle opens regular season play with a near miss against St. Louis, 30-24. The game ends with the Cardinals intercepting a pass in the end zone. **10/17** Seahawks win Expansion Bowl with 13-10 victory over host Tampa Bay. Linebacker Mike Curtis blocks a Tampa Bay field goal attempt with 42 seconds remaining to preserve the victory. **11/7** Seahawks capture their first regular season victory at home with a 30-13 win over Atlanta. Sherman Smith becomes the first Seattle back to rush for over 100 yards with 124 yards on 14 carries.
- 1977 — 1/17** Seahawks host the Pro Bowl and it is the first sellout in the 27-year history of the game and is the largest crowd under the AFC vs. NFC format. AFC scores a 24-14 win before 63,214 fans. **5/3** Seattle trades its first-round draft choice, the second player in the draft, to Dallas for the Cowboys' first-round selection and three second-round picks. The Seahawks select Steve August, offensive guard from Tulsa, on the first round. **10/30** After missing four games with an injury, Jim Zorn returns to lead Seattle to a 56-17 triumph

over Buffalo. The Seahawks set 15 club records and equalled six, including Zorn's four TD passes. **11/13** Seattle defense blanks the New York Jets, 17-0, in Shea Stadium, the first time an established team is shutout by a second-year team. **12/18** Seahawks win their fifth game of the year, a 20-19 decision over Cleveland before 61,583 fans in the Kingdome, to establish a record for most wins ever by a second-year expansion team.

1978 — 5/3 Keith Simpson, cornerback from Memphis State, is selected as Seattle's first-round draft choice followed by his college teammate Keith Butler, a linebacker, on the second round. **10/8** Efren Herrera kicks a 19-yard field goal on the final play of the game to give Seattle a 29-28 win over the Minnesota Vikings. **11/26** Seattle becomes the first team since 1965 to beat Oakland twice during the regular season with a 17-16 win on Efren Herrera's 46-yard field goal with just three seconds remaining. **12/17** Seahawks end their third season with a 9-7 record and finish one game behind Denver in the AFC West standings following a 23-19 win over Kansas City. Al Hunter rushes for 133 yards on 27 carries as Seahawks perform before sixth-straight home sellout crowd.

1979 — 1/29 Steve Largent catches a record-equalling five passes as Seattle's first representative to the Pro Bowl. National Football Conference defeats Largent and his AFC teammates, 13-7, in the Los Angeles Memorial Coliseum. **5/3** Manu Tuiaosopo, defensive tackle from UCLA, becomes Seattle's first-round draft choice. **10/29** After trailing 14-0, the Seahawks rebound for a 31-28 win over Atlanta in Seattle's first appearance on ABC's Monday Night Football. Dan Doornink rushes for 122 yards on 21 carries and scores twice. **12/16** The Seahawks close out their second straight 9-7 season with a 29-24 win over Oakland. Sam McCullum sets a club record with 173 yards receiving on eight catches.

1980 — 4/29 Seattle trades its first-round draft choice and a third-round pick to Buffalo for the Bills' first-round choice, the tenth player in the draft. The Seahawks then select defensive end Jacob Green of Texas A&M on the first round. **9/28** Seahawks score second shutout in the club's history with a 14-0 win over Washington Redskins in Robert F. Kennedy Stadium. **10/5** Sam McCullum catches two touchdown passes and Efren Herrera kicks four field goals in 26-7 win over Houston at the Astrodome. The win would prove to be Seattle's last of the season.

1981 — 4/28 Seahawks select UCLA safety Kenny Easley on the first round of the NFL draft. **11/8** Seattle holds the Pittsburgh Steelers scoreless in the second half and rallies for a pair of fourth quarter touchdowns to capture a 24-21 victory at the Kingdome. **11/16** The Seahawks score on their last eight possessions to defeat the San Diego Chargers, 44-23, on Monday Night Football. It is the Seahawks' first regular season victory over the Chargers after eight straight losses.

1982 — 3/11 Mike McCormack, former head coach with the Philadelphia Eagles and Baltimore Colts, is named Director of Football Operations. **4/27** Seahawks select Clemson defensive end Jeff Bryant in the first round of the college draft. **9/21** Players go on strike for 57 days. **10/13** Mike McCormack named interim head coach after the firing of head coach Jack Patera and general manager John Thompson. **11/21** Seahawks capture 17-10 victory over the host Denver Broncos in Mike McCormack's first game as head coach following the players' strike. Steve Largent catches a 34-yard touchdown pass from Jim Zorn with 49 seconds left for the victory. **11/28**

Seahawks shut out the Pittsburgh Steelers, 16-0, for the club's third shutout in history and first at the Kingdome.

1983 — 1/2 Seahawks conclude nine-game season with a 13-11 win over the Denver Broncos as Dave Krieg throws a 19-yard touchdown pass to Roger Carr with just 47 seconds left. The Seahawks drive 87 yards in 10 plays with no timeouts to score the winning touchdown. Seattle finishes the season 4-5 but were 4-3 under Mike McCormack. **1/3** Mike McCormack named President and General Manager of the Seahawks after previously serving as Director of Football Operations since March 11, 1982, and interim head coach since October 13, 1982. **1/26** Chuck Knox named head coach of the Seahawks. Knox previously had served as head coach of the Los Angeles Rams (1973-77) and the Buffalo Bills (1978-82). He guided seven of his ten teams to the playoffs, while winning six division championships. **3/15** Chuck Allen, who joined the Seahawks staff in June of 1975 as Director of Pro Scouting, named Assistant General Manager. **4/26** Seattle selects Penn State running back Curt Warner in the NFL draft. Warner is the third player taken on the first round. To be able to get Warner, the Seahawks trade their first, second and third-round selections to the Houston Oilers for the Oilers first-round pick. **9/11** Seahawks win first game under Chuck Knox, 17-10, over the New York Jets, as the club sets a team record with 57 rushing attempts and Curt Warner gains 128 yards on 24 carries. **10/16** Seahawks force eight turnovers and register eight sacks in 38-36 victory over the Los Angeles Raiders. **10/30** Seahawks make it two straight over Raiders with 34-21 win. **12/18** Seahawks clinch first playoff berth with 24-6 win over New England. **12/24** Dave Krieg throws three touchdown passes and Curt Warner rushes for 99 yards in 31-7 win over Denver in the AFC Wild Card Game before 60,752 fans in Kingdome. **12/31** Seahawks drive 66 yards in five plays late in the fourth quarter to capture divisional playoff win over Miami, 27-20, before 71,032 fans at the Orange Bowl.

1984 — 1/8 Los Angeles Raiders defeat the Seahawks, 30-14, in the AFC Championship Game at the Los Angeles Memorial Coliseum before 88,734 fans. **5/1** Seahawks select cornerback Terry Taylor of Southern Illinois as their first-round choice in the annual NFL draft. **9/3** Seahawks win regular season opener for the first time in franchise history, a 33-0 victory over the Cleveland Browns. The enthusiasm is dampened by a knee injury to Curt Warner which will keep him out for the rest of the season. **10/29** Seahawks post their second shutout of the season with a 24-0 victory over the San Diego Chargers on Monday Night Football. Kenny Easley intercepts a club record three passes and Steve Largent catches three touchdown passes. **11/4** Seahawks set an NFL record by returning four interceptions for touchdowns, including two by Dave Brown, in a 45-0 win over the Kansas City Chiefs. Kenny Easley and Keith Simpson had the other two interception returns for touchdowns. **11/25** Dave Krieg throws for 406 yards and three touchdowns, including an 80-yarder to Daryl Turner on the first play of the game, to lead the Seahawks past Denver, 27-24. Steve Largent catches 12 passes for 191 yards and one score. **12/2** Seahawks clinch playoff berth with a 38-17 win over Detroit as Dave Krieg throws a team record five touchdown passes. **12/22** Seattle eliminates the defending Super Bowl Champion Los Angeles Raiders, 13-7, from the playoffs in the AFC Wild Card Game at the Kingdome. Seahawks rush for 205 yards and force three turnovers, along with registering six sacks, in the victory. **12/29** Miami defeats the Seahawks, 31-10, in an AFC Divisional Playoff Game at the Orange Bowl.

1985 — 6/18 Seahawks and Northwest College agree to a long-term lease for a new practice and office complex for the club in Kirkland. The facility will be built on 12 acres adjacent to Northwest College. A 36,000-square foot building will house the club's administrative offices, locker room and training facilities. **7/20** Seahawks open their tenth and final training camp at Eastern Washington University in Cheney. **9/8** Curt Warner returns to the Seattle lineup after missing all but the 1984 opener as the Seahawks defeat Cincinnati, 28-24, at Riverfront Stadium. Warner gains 66 yards on 17 carries and scores the game-winning touchdown on an 11-yard run with 7:07 remaining. **9/15** Daryl Turner sets a club record with four touchdown catches and Dave Krieg equals another with five touchdown passes in Seattle's 49-35 victory over the San Diego Chargers at Jack Murphy Stadium. **10/13** Dave Krieg passes for 405 yards and four touchdowns, including a 12-yarder to Paul Skansi for the winning touchdown with 35 seconds remaining, as Seahawks defeat Atlanta, 30-26. Krieg directs the Seahawks 86 yards in 16 plays on the winning drive. **10/21** Ceremonial ground-breaking is held for team's new headquarters. **11/3** Terry Taylor returns an interception 75 yards for a touchdown and blocks a field goal attempt that is recovered by Byron Walker and returned 56 yards for a touchdown in Seattle's 33-3 win over the Los Angeles Raiders at the Kingdome.

1986 — 4/29 Seahawks select Florida fullback John L. Williams as their first-round draft choice. Williams is the 15th player picked overall. **6/18** Seahawks move into new headquarters on a 12-acre site adjacent to Northwest College in Kirkland. **7/16** Seahawks open their 11th training camp and first in Kirkland. **9/7** Seahawks kickoff their 1986 regular season schedule with a 30-0 victory over the Pittsburgh Steelers at the Kingdome. **10/6** Seahawks defeat San Diego Chargers, 33-7, on Monday Night Football as Steve Largent breaks NFL record for most consecutive games with a pass reception. Largent catches a pass in the 128th straight game in which he participated. **10/19** Jacob Green registers four sacks and Dave Brown intercepts two passes in leading Seattle to a 17-12 win over the eventual Super Bowl champion New York Giants. **11/27** Seahawks defeat the Dallas Cowboys, 31-14, on Thanksgiving Day as Curt Warner runs for 122 yards and Dave Krieg completes 16-of-24 passes for 214 yards and two touchdowns. **12/8** Seattle hands the Los Angeles Raiders their biggest defeat since 1962, 37-0, as Curt Warner gains 116 yards and Dave Krieg passes for 243 yards and two touchdowns. Seattle gains 407 yards in total offense, while the defense holds the Raiders to 138 yards. **12/20** Seahawks close out five-game winning streak and a 10-6 season by defeating eventual AFC Champion Denver, 41-16. The Seahawks gain a season high 536 yards, including a club record 298 yards rushing, led by Curt Warner's 192 yards and three touchdowns on 24 carries.

1987 — 4/28 Seahawks select University of Pittsburgh linebacker Tony Woods in the first round of the NFL draft. Woods is the 18th player picked. **6/12** Seahawks win lottery for first choice in supplemental draft and select University of Oklahoma linebacker Brian Bosworth. **9/13** After first two regular season games, NFL Players Association calls a strike that will last four weeks. Games for Sunday, September 18, are cancelled. **10/25** Seahawks defeat the Los Angeles Raiders, 35-13, in first game with regulars following the strike. Seattle builds up a 28-0 halftime lead and wins in Los Angeles for the first time since 1983. **12/13** Dave Krieg completes 23-of-33 passes for 238 yards and Ray Butler catches six passes for 107 yards and

two touchdowns in leading Seattle past Denver, 28-21, at the Kingdome. **12/20** Seahawks defeat the Chicago Bears at Soldier Field as John L. Williams sparks the offense with a 75-yard touchdown on a screen pass from Dave Krieg and the defense contributes five takeaways. **12/27** Steve Largent catches six passes in a 41-20 loss at Kansas City and becomes the NFL's all-time leading receiver with 751. Largent breaks the previous record of 750 by Charlie Joiner.

1988 — 1/3 Seahawks close out the 1987 season with a 23-20 overtime loss to the Houston Oilers at the Astrodome in the AFC First-Round Playoff Game. **4/24** Seahawks use their second-round choice in the draft to select University of Miami wide receiver Brian Blades. The Seahawks first-round pick had been exercised in the June 1987 supplemental draft. **8/30** Ken Behring and Ken Hofmann complete their purchase of the Seahawks from the Nordstrom family. **9/4** Seahawks open 13th season with a 21-14 win at Denver over the two-time defending AFC Champion Broncos. Curt Warner scores twice and John L. Williams accounts for 161 yards from scrimmage. It is Seattle's first win in Denver since 1984. **9/18** Steve Largent becomes the NFL's all-time leader in pass receiving yards with 12,167 at San Diego, but the Seahawks lose to the Chargers, 17-6. Largent breaks Charlie Joiner's record of 12,146 yards. **10/2** Rookie quarterback Kelly Stouffer makes his first NFL start for an injured Dave Krieg and leads the Seahawks to a 31-20 win over the Atlanta Falcons in Atlanta. John L. Williams ties a team record with three rushing touchdowns. **11/13** Seahawks defeat the Houston Oilers 27-24, as Dave Krieg returns after missing seven games with a shoulder separation. Krieg engineers a 10-play drive to set up Norm Johnson's game-winning field goal with less than one second left. **11/28** Dave Krieg equals his own team record with five touchdown passes as Seahawks defeat the Los Angeles Raiders, 35-27, on Monday night in the Kingdome. Curt Warner (130) and John L. Williams (105) become the first pair of Seahawks to each gain over 100 yards rushing in the same game. **12/11** Seahawks score touchdowns on their first six possessions in a 42-17 win over Denver. Curt Warner establishes a team record with four rushing touchdowns. Warner (126) and John L. Williams (109) each top 100 yards rushing. **12/18** John L. Williams accounts for 239 yards of offense, including 180 receiving, and Dave Krieg throws for 410 yards and four scores, as the Seahawks defeat the Los Angeles Raiders, 43-37, in Los Angeles to clinch the first AFC Western Division title in franchise history. **12/31** Seahawks are eliminated from the playoffs by the eventual AFC Champion Cincinnati Bengals, 21-13, in Riverfront Stadium.

1989 — 2/22 Tom Flores named President/General Manager, replacing Mike McCormack. Flores guided the Los Angeles Raiders to an 83-53 regular season record and two Super Bowl titles in nine seasons, 1979-87, as their head coach. **4/23** Seahawks select Notre Dame tackle Andy Heck with the fifteenth pick of the first round of the draft. **9/10** Seahawks lose regular season opener in Philadelphia, 31-7, and also lose wide receiver Steve Largent for six weeks with a broken elbow. Largent, however, scores Seattle's only touchdown. **10/29** Dave Krieg and Brian Blades combine on a 21-yard touchdown pass with 40 seconds left in a 10-7 win over the San Diego Chargers. The win is the 100th in regular season play for the Seahawks. Blades catches a career high 10 passes for 117 yards. **11/26** Steve Largent ties Don Hutson's NFL record of 99 career receiving touchdowns in the Seahawks 41-14 loss at Denver. **12/4** Dave Krieg ignites a three-game winning streak with 298 yards passing and the game-winning touchdown pass

in a 17-16 Monday night win over Buffalo. **12/10** Seahawks win 24-17 at Cincinnati as Dave Krieg throws three touchdown passes. One goes to Steve Largent, the NFL record 100th of his career. **12/17** John L. Williams catches a career high 12 passes for 129 yards as the Seahawks defeat the Los Angeles Raiders, 23-17. **12/23** Seahawks close out the season with a 29-0 loss to the Washington Redskins. In pregame ceremonies, retiring wide receiver Steve Largent is honored and his is the first name inducted in the Seahawks Ring of Honor.

1990 — 4/22 Seahawks trade four draft choices to the New England Patriots, including two first-rounders, to move up and select University of Miami defensive tackle Cortez Kennedy with the third overall choice. Seahawks also receive a second-rounder from the Patriots which they use to select Syracuse University linebacker Terry Wooden. **8/4** Seahawks play their first-ever international game as they drop a 10-7 preseason decision to the Denver Broncos in Tokyo, Japan. **10/1** Seahawks defeat the Cincinnati Bengals, 31-16, for their first win after opening the season with three consecutive losses. Derrick Fenner scores three touchdowns for the second straight week. **11/11** Seahawks score their first win in Kansas City's Arrowhead Stadium since 1980 as Dave Krieg throws a 25-yard touchdown pass to Paul Skansi as time expires. The PAT gives Seattle a 17-16 win and starts a four-game streak of games decided on the last play. The win is the 159th of Chuck Knox's career, moving him into seventh place all-time. **11/25** Norm Johnson's 40-yard field goal 3:01 into overtime gives the Seahawks a 13-10 win at San Diego. Seattle forces and recovers a pair of fumbles, the first with 48 seconds left in regulation and the second with 1:34 gone in overtime. **12/2** In almost a replay from the week before, Seattle defeats the Houston Oilers 13-10 in overtime after recovering a fumble. Norm Johnson connects from 42 yards out after David Wyman recovers a Tony Woods-forced fumble. Seahawks become only the third team in NFL history to win back-to-back overtime games. **12/9** The Seahawks defense sets single-game records for fewest rushing first downs (0) and yards allowed (13) in a game in a 20-14 win over the Green Bay Packers in Milwaukee. **12/23** Seattle moves over the .500 mark with a 17-12 win over the Denver Broncos. The Broncos are penalized on the game's last play, negating what would have been a game-winning touchdown pass. **12/30** Derrick Fenner scores two touchdowns for the fourth time as Seattle defeats the Detroit Lions 30-10 in the Kingdome, to finish at 9-7 after an 0-3 start. Fenner ends the season equaling team records for total touchdowns (15) and rushing touchdowns (14), totals that lead the AFC.

1991 — 4/21 Seahawks select San Diego State quarterback Dan McGwire with the 16th pick on the first round of the 1991 NFL Draft. The 6-8, 243-pound McGwire is the first quarterback ever selected on the first round by Seattle. **4/25** Seahawks Head Coach Chuck Knox agrees to a two-year contract extension. **9/1** Seahawks drop season opener, 27-24, at New Orleans and lose starting quarterback Dave Krieg for six weeks with a broken thumb in the process. Wide receiver Brian Blades sets career highs with 12 receptions, 160 yards, and two touchdowns. **9/8** Jeff Kemp makes his first start since September 25, 1988, and throws two touchdown passes in a 20-13 win over the New York Jets. One goes to Travis McNeal, the first of his career. **9/29** Chris Warren's 59-yard punt return touchdown, the first by a Seahawks player since 1986, sparks a 31-3 win over the visiting Indianapolis Colts. The defense limits the Colts to 137 yards and records five sacks. Rookie first-round draft choice Dan McGwire starts and plays the first half,



engineering a 50-yard touchdown drive on his first possession.

10/6 The Seahawks defense stops the Cincinnati Bengals on a 4th-and-four inches short with 29 seconds left to preserve a 13-7 win at Riverfront Stadium. Dwayne Harper and Nesby Glasgow combine for the tackle, which comes at the Seattle 22.

10/20 Dave Krieg returns from missing six games on injured reserve to lead Seattle to a 27-7 win at Pittsburgh. Krieg throws for 266 yards, completing 25-of-31 passes, and two scores.

10/27 John Kasay equals an NFL record with two field goals of 50-or-more yards in a 20-9 win over the San Diego Chargers. Kasay connects from 54 and 51 yards. The 54-yarder equals the team record.

11/24 The defense forces four turnovers and five sacks, three by Rufus Porter, in a 13-10 win over the eventual AFC West Champion Denver Broncos in the Kingdome. Additionally, the defense twice holds on downs inside Seahawks territory in the game's last 4:49.

12/22 Seattle finishes their 16th season with a 7-9 record after defeating the Los Angeles Rams, 23-9, in the Kingdome. It was the first win by the Seahawks over the Rams in five regular season games. James Jones rushes for a pair of scores, while the defense holds their third 1991 opponent out of the end zone.

12/27 The Seahawks and head coach Chuck Knox agree to mutually end Knox's nine-year tenure as head coach. Knox leaves having compiled an 80-63-0 (55.9%) regular season record. He guided the Seahawks to four playoff appearances, including an AFC West title in 1988.

1992 — 1/6 Seahawks President/General Manager Tom Flores is named President/Head Coach of the franchise. Flores coached nine seasons, 1979-87, with the Oakland/Los Angeles Raiders and compiled an 83-53-0 (61.0%) regular season record. He led the Raiders to two Super Bowl Championships, XV and XVII, the only Super Bowls won by the AFC in the decade of the 1980's. **1/8** Larry Kennan, Coach of the Year in the World League of American Football in 1991, is named Offensive Coordinator/Quarterbacks Coach. Kennan guided the London Monarch to an 11-1 record and WLAF Championship in the league's first season. Kennan served as an NFL assistant with the Los Angeles Raiders (1982-87), Denver Broncos (1988) and Indianapolis Colts (1989-90). **1/9** Seahawks defensive assistants John Becker (offensive coordinator/wide receivers), George Dyer (line), Rod Perry (secondary), and Joe Vitt (special assignments), along with Chick Harris (running backs) leave the Seahawks to join Chuck Knox with the Los Angeles Rams. **1/11** Seahawks Assistant Head Coach Tom Catlin announces he will stay with the Seahawks as Assistant Head Coach/Defense. In addition, Rusty Tillman is promoted from Special Teams Coach to Defensive Coordinator, Russ Purnell from Tight Ends and Assistant Special Teams to Special Teams and Tight Ends Coach, and Paul Moyer from Staff Assistant to Defensive Backfield Coach. **1/21** Offensive Line Coach Hudson Houck and Running Backs Coach Clarence Shelmon

are added to Tom Flores' staff. Both coaches come to the Seahawks from the Los Angeles Rams. **1/22** Bob Bratkowski, Offensive Coordinator at the University of Miami for the past three seasons, named Wide Receivers Coach. **1/23** Tommy Brasher is named Defensive Line Coach. Brasher has coached nine seasons in the NFL and 12 in college. **1/24** Former Seahawks cornerback Dave Brown (1976-86) returns to the club as a Defensive Assistant Coach. An original member of the Seahawks, Brown still holds career records with 50 interceptions and four interception return touchdowns. **7/21** Seahawks open their 17th training camp and seventh in Kirkland. **8/22** Dave Brown becomes the third inductee into the Seahawks Ring of Honor around the 200 Level of the Kingdome. **9/6** Cincinnati Bengals spoil Tom Flores' Seahawks coaching debut with a 21-3 Kingdome win. **9/20** Flores gains first win as Seahawks head coach, 10-6 at New England. Cortez Kennedy has four-and-a-half tackles for loss, including three sacks, to lead the defense while Chris Warren rushes for 122 yards and one score on 24 carries to lead the offense. It's Warren's first career 100-yard game. **11/8** Chris Warren's 103 yards aren't enough as the Washington Redskins post a 16-3 Kingdome win. **11/22** Chris Warren rushes for a career-high 154 yards, including a touchdown, but the Kansas City Chiefs take a 24-14 win. **11/30** In pregame ceremonies, play-by-play broadcaster Pete Gross is inducted into the Seahawks Ring of Honor. The Seahawks then defeat the Denver Broncos 16-13 in overtime. Brian Blades makes his first appearance since opening day and catches the game-tying touchdown pass on the game's last play. John Kasay's 32-yard field goal 11:10 into overtime is the winner. The game also marks the team record third straight that the Seahawks defense held the opposition to under 200 total yards. **12/2** KIRO Newsradio 710's Pete Gross, the only play-by-play broadcaster in the Seahawks 17-year history, dies after a four-year battle with cancer. **12/6** The Pittsburgh Steelers take a 20-14 comeback win in Pittsburgh, despite Eugene Robinson's record-equaling three interceptions. **12/13** Roger Ruzek's 44-yard field goal as time expires in overtime gives the visiting Philadelphia Eagles a 16-13 win. The game is the longest in Seattle's history. **12/27** Seattle closes out the regular season with a 31-14 Kingdome loss to the AFC West Champion San Diego Chargers. Chris Warren becomes only the second player in franchise history to rush for 1,000 yards, finishing the season with 1,017.

1993 — 1/19 David Behring, son of majority owner Ken Behring, is named team President. Tom Flores is named General Manager/Head Coach, while Player Personnel Director Mike Allman is placed in charge of both professional and college personnel. **1/28** Howard Mudd is named offensive line coach replacing Hudson Houck, who joined the Dallas Cowboys. Mudd is an eight-year NFL veteran guard and a 19-year NFL assistant, including a stint with the Seahawks from 1978-82. **2/5** Phil Neri, a Seahawks scout since 1985, is named College Scouting Director. **3/12** Ferrell Edmunds, two-time Pro Bowl tight end with the Miami Dolphins, signs as an unrestricted free agent. Edmunds, a five-year veteran, is the first free agent to sign with the Seahawks under the NFL new free agency system. **4/1** Wide receiver Kelvin Martin of the Super Bowl champion Dallas Cowboys is signed as an unrestricted free agent. **4/14** Linebacker Kevin Murphy signs with Seattle. **4/20** Four-time Pro Bowl center Ray Donaldson signs with the Seahawks as a free agent. **4/22** Buffalo guard Mitch Frerotte signs with the Seahawks as an unrestricted free agent. **4/25** University of Notre Dame quarterback Rick Mirer is selected by the Seahawks on the first round of the NFL draft. Mirer is the second player chosen overall.

COACHES ALL-TIME ROSTER

(36 Coaches)

Name (Responsibility)	Years	College
Becker, John (Off. Coord./WRs)	1989-91	Cal State-Northridge
Boghosian, Sam (Off. Coord./OL)	1976-77	UCLA
Brasher, Tommy (DL)	1992	Arkansas
Bratkowski, Bob (WRs)	1992	Washington State
Brown, Dave (Defensive Coach)	1992	Michigan
Catlin, Tom (Asst. Head Coach/ Def. Coord./LBs)	1983-91	Oklahoma
(Assistant Head Coach/Defense)	1992	
Christensen, Jack (DBs)	1978-82	Colorado State
Dyer, George (DL)	1983-91	Cal-Santa Barbara
Flores, Tom (Head Coach)	1992	Pacific
Harris, Chick (RBs)	1983-91	Northern Arizona
Hawkins, Ralph (DBs)	1983-88	Maryland
Hollway, Bob (Def. Coord./DBs)	1976-77	Michigan
Houck, Hudson (OL)	1992	Southern California
Kennan, Larry (Offensive Coord./QBs)	1992	LaVerne
Knox, Chuck (Head Coach)	1983-91	Juniata
Lauterbur, Frank (DL)	1982	Mt. Union
Leggett, Earl (DL)	1976-77	Louisiana State
MacDonald, Andy (RBs)	1976-82	Central Michigan
McCormack, Mike (Head Coach)	1982	Kansas
Meyer, Ken (QBs)	1983-91	Denison
Moore, Steve (WRs)	1983-85	Cal-Santa Barbara
(Off. Coord./WRs)	1986-88	
Mora, Jim (DL)	1978-81	Occidental
Moyer, Paul (Special Assignments)	1990-91	Arizona State
(DBs/Asst. Special Teams)	1992	
Mudd, Howard (OL)	1978-82	Hillsdale
Patera, Jack (Head Coach)	1976-82	Oregon
Peccatiello, Larry (LBs)	1976-77	William and Mary
(Def. Coord./LBs)	1978-80	
Perry, Rod (DBs)	1989-91	Colorado
Prochaska, Ray (Off. Coord./OL)	1983-85	Nebraska
Purnell, Russ (Special Assignments)	1986	Whittier
(TEs/Asst. Special Teams)	1987-91	
(TEs/Special Teams)	1992	
Raines, Frank (Strength and Conditioning)	1990-92	George Mason
Rhyme, Jerry (QBs/Receivers)	1976-77	Tulsa
(Off. Coord./QBs/Receivers)	1978-82	
Shelmon, Clarence (RBs)	1992	Houston
Simpson, Jackie (Def. Coord./LBs)	1981-82	Mississippi
Stephenson, Kent (OL)	1985-91	Northern Iowa
Tillman, Rusty (Special Teams)	1979-82	Northern Arizona
(Special Teams/TEs)	1983-86	
(Special Teams/LBs)	1987-91	
(Def. Coord./LBs)	1992	
Vitt, Joe (Special Assignments)	1982-91	Towson State

1992 ATTENDANCE SUMMARY

Total Preseason (4 Games)	199,461 (49,865 avg.)
2 Home Games	103,367 (51,683 avg.)
2 Road Games	96,094 (48,047 avg.)
Total Regular Season (16 Games)	875,931 (54,746 avg.)
8 Home Games	425,539 (53,192 avg.)
8 Road Games	450,392 (56,299 avg.)
Total Attendance (20 Games)	1,075,392 (53,770 avg.)
Total Home (10 Games)	528,906 (52,890 avg.)
Total Road (10 Games)	546,486 (54,649 avg.)

ALL-TIME ROSTER

(389 Players)

Name (Pos)	Years	GP	GS	College
Abramowitz, Sid (T)	1984	4	0	Tulsa
Adams, Theo (T)	1992	10	0	Hawaii
Adkins, Sam (QB)	1977-82	10	0	Wichita State
Agee, Tommie (FB)	1988	16	0	Auburn
Ahrens, Dave (LB)	1990	10	3	Wisconsin
Aiu, Charlie (G)	1978	1	0	Hawaii
Allen, Harvey (S)	1987	2	2	Nevada-Las Vegas
Allert, Ty (LB)	1990	1	0	Texas
Alvarez, Wilson (K)	1981	4	0	Southeast Louisiana
Anderson, Eddie (S)	1986	5	0	Fort Valley State
Anderson, Fredell (DE)	1980-82	22	6	Prairie View
Andrews, Ricky (LB)	1990	15	0	Washington
Andrews, Tom (C-G)	1987	2	2	Louisville
August, Steve (T)	1977-84	97	90	Tulsa
Bachman, Ted (CB)	1976	5	0	New Mexico State
Baham, Curtis (CB)	1987	3	0	Tulane
Bailey, Edwin (G-T)	1981-91	139	120	South Carolina State
Barbay, Roland (NT)	1987	5	0	Louisiana State
Barisich, Carl (DE)	1976	14	7	Princeton
Beamon, Autry (S)	1977-79	45	39	East Texas State
Bebout, Nick (T)	1976-79	56	55	Wyoming
Beeson, Terry (LB)	1977-81	77	67	Kansas
Bell, Mark (TE-DE)	1979-80, 82	41	2	Colorado State
Bengen, Brant (WR)	1987	3	0	Idaho
Benjamin, Tony (FB)	1977-79	28	1	Duke
Bitterlich, Don (K)	1976	3	0	Temple
Blackmon, Robert (S)	1990-92	46	36	Baylor
Blackwood, Lyle (S)	1976	11	0	Texas Christian
Blades, Brian (WR)	1988-92	70	58	Miami
Blue, Anthony (CB)	1987	3	0	Nevada-Las Vegas
Bolcar, Ned (LB)	1990	5	0	Notre Dame
Bolton, Andrew (RB)	1976	5	2	Fisk
Borchardt, Jon (G-T)	1985-87	42	4	Montana State
Bosworth, Brian (LB)	1987-89	24	24	Oklahoma
Bouyer, Willie (WR)	1989-90	1	0	Michigan State
Bowman, Barry (P)	1987	1	0	Louisiana Tech
Boyd, Dennis (DE-DT-T)	1977-79, 1981-82	59	27	Oregon State
Boyd, Jerome (LB)	1983	5	0	Oregon State
Bradley, Ed (LB)	1976	14	14	Wake Forest
Brilz, Darrick (G-C)	1989-92	62	28	Oregon State
Brinson, Larry (RB)	1980	8	0	Florida
Brock, Lou (CB)	1988	1	0	Southern California
Brown, Arnold (CB)	1987	2	0	North Carolina Central
Brown, Dave (S-CB)	1976-86	159	159	Michigan
Brown, Theotis (RB)	1981-83	22	7	UCLA
Bryant, Cullen (FB)	1983-84	19	5	Colorado
Bryant, Jeff (DE-DT)	1982-92	159	152	Clemson
Bullard, Louis (T)	1978-80	36	15	Jackson State
Burnham, Tim (T)	1987-88	3	3	Washington
Burse, Tony (FB)	1987	12	0	Middle Tennessee St.
Bush, Blair (C)	1983-88	82	78	Washington
Butler, Chuck (LB)	1984	8	0	Boise State
Butler, Keith (LB)	1978-87	146	132	Memphis State
Butler, Ray (WR)	1985-88	41	8	Southern California
Cain, Joe (LB)	1989-92	57	13	Oregon Tech
Caldwell, Tony (LB)	1987	1	1	Washington
Campbell, Jack (T)	1982	1	0	Utah
Carr, Roger (WR)	1982	9	2	Louisiana Tech
Castor, Chris (WR)	1983-84	23	0	Duke
Chadwick, Jeff (WR)	1989-91	39	0	Grand Valley State
Clancy, Sam (DE)	1983	13	0	Pittsburgh
Clark, Bernard (LB)	1991	2	0	Miami
Clark, Greg (LB)	1992	12	0	Arizona State
Clark, Louis (WR)	1987-92	55	15	Mississippi State
Clarke, Ken (NT)	1988	16	1	Syracuse

Clune, Don (WR)	1976	9	1	Penn
Coder, Ron (G)	1976-77, 79	43	19	Penn State
Coffield, Randy (LB)	1976	13	0	Florida State
Collins, Greg (LB)	1976	13	0	Notre Dame
Colquitt, Jimmy (P)	1985	2	0	Tennessee
Comeaux, Darren (LB)	1988-91	50	39	Arizona State
Cooke, Bill (DE-DT)	1978-80	34	3	Massachusetts
Corley, Chris (TE)	1987	1	0	South Carolina
Cortes, Julio (LB)	1987	3	3	Miami
Cotton, Marcus (LB)	1991	3	0	Southern California
Cowlings, Al (DE)	1976	1	0	Southern California
Crawford, Rufus (RB)	1978	16	0	Virginia State
Cronan, Peter (LB)	1977-79, 81	50	3	Boston College
Cryder, Bob (T)	1984-86	32	25	Alabama
Curtis, Mike (LB)	1976	14	14	Duke
Daniels, David (WR)	1991-92	29	1	Penn State
Darby, Alvis (TE)	1976	1	0	Florida
Davis, Brian (CB)	1991-92	29	2	Nebraska
Davis, Fred (CB)	1987	1	1	Western Carolina
Davis, Harlan (CB)	1991	0	0	Tennessee
Dean, Vernon (S)	1988	16	0	San Diego State
Dee, Donnie (TE)	1989	3	3	Tulsa
Demarie, John (G)	1976	9	8	Louisiana State
DeVita, Rob (LB)	1987	1	0	Illinois Benedictine
Dion, Terry (DE)	1980	9	2	Oregon
Dixon, Zachary (RB)	1983-84	26	2	Temple
Dodge, Dedrick (S)	1991-92	25	0	Florida State
Donnelly, Rick (P)	1990-91	19	0	Wyoming
Doornink, Dan (FB-RB)	1979-85	92	44	Washington State
Dorning, Dale (DE)	1987	3	3	Oregon
Dorris, Andy (DE)	1977	4	1	New Mexico State
Dove, Wes (DE)	1987	2	0	Syracuse
Dufek, Don (S)	1976-77, 1979-84	95	6	Michigan
Dugan, Bill (G)	1981-83	40	5	Penn State
Easley, Kenny (S)	1981-87	89	87	UCLA
East, Ron (DT)	1977	14	14	Montana State
Edmonds, Bobby Joe (RB)	1986-88	42	0	Arkansas
Edwards, Randy (DE-NT)	1984-87	52	4	Alabama
Eisenhooth, John (NT)	1987	1	0	Lock Haven
Eisenhooth, Stan (C)	1987-88	13	0	Towson State
Eller, Carl (DE)	1979	16	8	Minnesota
Engles, Rick (P)	1976-77	15	0	Tulsa
Essink, Ron (T)	1980-85	83	70	Grand Valley State
Evans, Norm (T)	1976-78	38	25	Texas Christian
Evans, Russell (WR)	1987	1	0	N.E. Missouri State
Fairbanks, Don (DE)	1987	3	3	Colorado
Fanning, Mike (DE)	1984	16	0	Notre Dame
Farrell, Sean (G)	1992	6	0	Penn State
Feasel, Grant (C)	1987-92	91	51	Abilene Christian
Fenner, Derrick (RB)	1989-91	32	23	North Carolina
Ferguson, Duke (WR)	1977-79	33	8	San Diego State
Fifer, Bill (T)	1979	*0	0	West Texas State
Finzer, Dave (P)	1985	12	0	DePauw
Flones, Brian (LB)	1981-82	13	0	Washington State
Frank, Malcolm (CB)	1992	15	0	Baylor
Franklin, Byron (WR)	1985-87	33	1	Auburn
Franklin, Jethro (DE)	1989	7	1	Fresno State
Gaines, Greg (LB)	1981, 83-88	88	43	Tennessee
Gamache, Vince (P)	1986	16	0	Cal State-Fullerton
Garcia, Frank (P)	1981	1	0	Arizona
Geddes, Ken (LB)	1976-78	36	25	Nebraska
Gelbaugh, Stan (QB)	1992	10	8	Maryland
Gilbert, Gale (QB)	1985-86	25	2	California
Glasgow, Nesby (S)	1988-92	77	30	Washington
Glaze, Charles (CB)	1987	3	2	South Carolina State
Godfrey, Chris (G)	1988	9	2	Michigan
Graff, Neil (QB)	1976	*0	0	Wisconsin
Graham, David (DE-NT)	1982, 1987	6	2	Morehouse
Grant, Will (C)	1986	7	6	Kentucky
Green, Boyce (RB)	1987	2	2	Carson-Newman
Green, Jacob (DE)	1980-91	178	176	Texas A&M
Green, Jessie (WR)	1979-80	23	0	Tulsa
Green, Paul (TE)	1992	4	4	Southern California
Green, Sammy (LB)	1976-79	60	44	Florida
Green, Tony (KR)	1979	11	0	Florida

Greene, Danny (WR)	1985	4	0	Washington
Gregory, Bill (DE-DT)	1978-80	47	43	Wisconsin
Griffith, Russell (P)	1987	2	0	Weber State
Hagen, Mike (FB)	1987	2	1	Montana
Hagler, Scott (K)	1987	2	0	South Carolina
Hanousek, Matt (T-G)	1987	3	3	Utah State
Hansen, Don (LB)	1976	2	0	Illinois
Hardy, Andre (FB)	1985	3	1	St. Mary's
Hardy, Robert (DT)	1979-82	54	53	Jackson State
Harmon, Kevin (RB)	1988-89	9	0	Iowa
Harper, Dwayne (CB)	1988-92	80	62	South Carolina State
Harris, Elroy (RB)	1989	14	0	Eastern Kentucky
Harris, Franco (FB)	1984	8	6	Penn State
Harris, John (S)	1978-85	119	112	Arizona State
Harris, Richard (DE-DT)	1976-77	28	24	Grambling
Hart, Roy (NT)	1988-89	16	1	South Carolina
Hayes, Eric (DT)	1990-91	21	3	Florida State
Heck, Andy (T-G)	1989-92	61	54	Notre Dame
Heller, Ron (TE)	1990, 1992	32	16	Oregon State
Hernandez, Matt (T)	1983	8	1	Purdue
Herrera, Efren (K)	1978-81	60	0	UCLA
Hicks, Mark (LB)	1983	10	1	Arizona State
Hines, Andre (T)	1980	9	0	Stanford
Hire, Doug (C)	1987	3	1	Linfield
Hitchcock, Bill (T)	1991-92	32	20	Purdue
Hoaglin, Fred (C)	1976	13	7	Pittsburgh
Hollie, Doug (DE)	1987-88	5	0	Southern Methodist
Hollis, David (CB-S)	1987-89	27	0	Nevada-Las Vegas
Howard, Ron (TE)	1976-78	42	36	Seattle
Hudson, Gordon (TE)	1986	16	4	Brigham Young
Hughes, David (FB)	1981-85	69	27	Boise State
Hughes, Van (DT)	1987	1	1	Southwest Texas State
Hunter, Al (RB-FB)	1977-80	53	5	Notre Dame
Hunter, John (G)	1992	5	3	Brigham Young
Hunter, Patrick (CB)	1986-92	100	79	Nevada-Reno
Hyde, Glenn (C)	1986	3	0	Pittsburgh
Irvin, Darrell (DE)	1983	16	0	Oklahoma
Ivory, Horace (RB)	1981-82	12	0	Oklahoma
Jackson, Harold (WR)	1983	15	6	Jackson State
Jackson, Joe (LB)	1987	3	0	San Francisco State
Jackson, Michael (LB)	1979-86	105	78	Washington
Jackson, Terry (CB)	1984-85	32	0	San Diego State
Jefferson, James (CB)	1989-92	48	3	Texas A&I
Jenkins, Melvin (CB)	1987-90	60	20	Cincinnati
Jodat, Jim (FB)	1980-81	28	18	Carthage
Johns, Paul (WR)	1981-84	40	18	Tulsa
Johnson, Gregory (CB)	1981-83,			
	1986	56	3	Oklahoma State
Johnson, Johnnie (S)	1989	3	1	Texas
Johnson, M.L. (LB)	1987-89	37	9	Hawaii
Johnson, Norm (K)	1982-90	134	0	UCLA
Johnson, Tracy (FB)	1992	16	0	Clemson
Jolley, Gordon (G-T)	1976-77	26	15	Utah
Jones, Ernie (CB)	1976	9	3	Miami
Jones, Horace (DE)	1977	1	0	Louisville
Jones, James (FB)	1989-92	50	7	Florida
Jones, Mike (LB)	1977	12	0	Jackson State
Jones, Mike (TE)	1992	4	1	Texas A&M
Jones, Rod (TE)	1989	4	0	Washington
Juma, Kevin (WR)	1987	3	2	Idaho
Junior, E.J. (LB)	1992	5	0	Alabama
Junkin, Trey (TE)	1990-91	28	0	Louisiana Tech
Justin, Kerry (CB)	1978-83,			
	1986-87	105	35	Oregon State
Kaiser, John (LB)	1984-86	48	0	Arizona
Kane, Tommy (WR)	1988-91	46	26	Syracuse
Kasay, John (K)	1991	16	0	Georgia
Kauahi, Kani (C)	1982-86	60	5	Hawaii
Kaumeyer, Thom (S)	1989-90	8	0	Oregon
Keel, Mark (TE)	1987	3	3	Arizona
Keim, Mike (T)	1992	1	0	Brigham Young
Kemp, Jeff (QB)	1987-91	55	7	Dartmouth
Kennedy, Cortez (DT)	1990-92	48	34	Miami
Kinlaw, Reggie (NT)	1985-86	30	5	Oklahoma
Kraayeveld, Dave (DE-DT)	1978	12	0	Milton

Krieg, Dave (QB)	1980-91	129	116	Milton
Kuehn, Art (C-G)	1976-82	98	33	UCLA
Lane, Eric (FB-RB)	1981-87	97	12	Brigham Young
Largent, Steve (WR)	1976-89	200	197	Tulsa
Laughton, Jim (TE)	1986	6	0	San Diego State
Lavine, Paul (LB)	1987	3	1	Utah State
Le Bel, Harper (TE)	1989	16	0	Colorado State
Lee, Ronnie (T)	1990-92	34	21	Baylor
Lewis, Will (CB)	1980-81	26	0	Millersville State
Leypoldt, John (K)	1976-78	25	0	No College
Lindley, David (QB)	1987	*0	0	Linfield
Long, Doug (WR)	1977-78	16	0	Whitworth
Loville, Derek (RB)	1990-91	27	1	Oregon
Lurtsema, Bob (DE-DT)	1976-77	27	25	Western Michigan
Lynch, Tom (G)	1977-80	60	48	Boston College
Mack, Kim (S)	1987	1	0	Florida State
Mangiero, Dino (NT)	1984	15	0	Rutgers
Marinero, Ed (FB)	1977	2	0	Cornell
Martin, Amos (LB)	1977	2	0	Louisville
Mathison, Bruce (QB)	1987	3	2	Nebraska
Mattes, Ron (T)	1986-90	75	59	Virginia
Matthews, Al (S)	1976	14	14	Texas A&I
Mayes, Rueben (RB)	1992	16	0	Washington State
Maxwell, Vernon (LB)	1989	9	7	Arizona State
McAlister, Ken (S)	1982-83	11	0	San Francisco
McCullum, Sam (WR)	1976-81	91	78	Montana State
McCutcheon, Lawrence (FB)	1980	8	1	Colorado State
McElroy, Vann (S)	1990	10	0	Baylor
McGrath, Mark (WR)	1981	6	0	Montana State
McGwire, Dan (QB)	1991-92	3	2	San Diego State
McKenzie, Reggie (G)	1983-84	24	22	Michigan
McKinnis, Hugh (FB)	1976	11	5	Arizona State
McMakin, John (TE)	1976	12	1	Clemson
McMillan, Eddie (CB)	1976-77	28	28	Florida State
McNeal, Travis (TE)	1989-91	48	24	Tenn-Chattanooga
McShane, Charles (LB)	1977-79	29	0	Cal Lutheran
McVeigh, John (LB)	1987	3	3	Miami
Merriman, Sam (LB)	1983-87	71	1	Idaho
Metzelaars, Pete (TE)	1982-84	34	13	Wabash
Millard, Bryan (G-T)	1984-91	121	99	Texas
Millard, Keith (DT)	1992	2	0	Washington State
Miller, Darrin (LB)	1988-89	32	0	Tennessee
Miller, Donald (LB)	1990	7	0	Idaho State
Miller, Terry (RB)	1981	1	0	Oklahoma State
Minor, Vic (S)	1980-81	20	0	Northeast Louisiana
Mitz, Alonzo (DE)	1986-89	40	7	Florida
Moore, Alvin (RB)	1987	1	0	Arizona State
Moore, Jeff (RB)	1979-81	32	3	Jackson State
Moore, Mark (S)	1987	5	0	Oklahoma State
Morris, Michael (LS)	1990	4	0	N.E. Missouri State
Morris, Randall (RB)	1984-88	61	2	Tennessee
Morton, Michael (RB)	1987	2	0	Nevada-Las Vegas
Moyer, Paul (S)	1983-89	98	30	Arizona State
Munson, Bill (QB)	1976	6	0	Utah State
Myer, Steve (QB)	1976-79	13	4	New Mexico
Nash, Joe (DT-NT)	1982-92	162	127	Boston College
Nelson, Ralph (RB)	1976	7	3	No College
Newbill, Richard (LB)	1990-92	10	0	Miami
Newton, Bob (G)	1976-81	82	66	Nebraska
Niehaus, Steve (DE-DT)	1976-78	36	20	Notre Dame
Norman, Joe (LB)	1979-81, 83	50	10	Indiana
O'Brien, Mike (S)	1979	3	0	California
O'Callaghan, John (TE)	1987	1	0	San Diego State
Olds, Bill (FB)	1976	1	1	Nebraska
Orns, Fred (LB)	1987	2	0	Chapman College
Packer, Walter (CB-KR)	1977	10	0	Mississippi State
Pardridge, Curt (WR)	1987	3	0	Northern Illinois
Parros, Rick (FB-RB)	1985, 1987	5	1	Utah State
Peets, Brian (TE)	1978-79	25	14	Pacific
Penchion, Bob (G)	1976	13	13	Alcorn A&M
Perryman, Dean (C)	1987	1	0	Washington
Polowski, Larry (LB)	1979	14	0	Boise State
Porter, Rufus (LB)	1988-92	75	46	Southern

Powell, Alvin (G)	1987-88	18	0	Winston-Salem State
Pratt, Robert (G)	1982-85	52	52	North Carolina
Preece, Steve (S)	1977	14	14	Oregon State
Price, Ernie (DE)	1978-79	16	15	Texas A&I
Raible, Steve (WR)	1976-81	83	8	Georgia Tech
Ramsey, Greg (DE)	1987	2	0	Fresno State
Rayhle, Fred (TE)	1977	2	0	Tenn-Chattanooga
Reece, Geoff (C)	1977	5	0	Washington State
Rennaker, Terry (LB)	1980	15	0	Stanford
Richards, Howard (T)	1987	2	2	Missouri
Ridgle, Elston (DE)	1989	2	0	Nevada-Reno
Roberts, Ray (T)	1992	16	16	Virginia
Robinson, Eugene (S)	1985-92	124	106	Colgate
Robinson, Rafael (S)	1992	6	0	Wisconsin
Robinson, Shelton (LB)	1982-85	56	35	North Carolina
Roche, Alden (DE)	1977-78	21	12	Southern
Rodgers, Tyrone (DT)	1992	16	0	Washington
Rodriguez, Ruben (P)	1987-89	44	0	Arizona
Romes, Charles (CB)	1987	#0	0	North Carolina Central
Ross, Dan (TE)	1985	10	5	Northeastern
Ross, Oliver (RB)	1976	14	10	Alabama A&M
Sager, Ken (TE)	1987	3	1	Western Washington
Salisbury, Sean (QB)	1986	0	0	Southern California
Sandifer, Bill (DT)	1977-78	16	15	UCLA
Sanford, Rick (S)	1985	5	0	South Carolina
Sawyer, John (TE)	1977-78,			
	1980-82	65	39	Southern Mississippi
Scales, Dwight (WR)	1984	4	0	Grambling
Scholtz, Bruce (LB)	1982-88	96	95	Texas
Schreiber, Adam (G)	1984	6	0	Texas
Scoggins, Ron (T)	1987	3	0	Nevada-Las Vegas
Sevy, Jeff (G-T)	1979-80	19	5	California
Simonson, Dave (T)	1976	5	0	Minnesota
Simpson, Keith (CB-S)	1978-85	108	70	Memphis State
Sims, David (FB-RB)	1977-79	29	12	Georgia Tech
Sims, Jack (G)	1987	3	2	Hawaii
Sinclair, Michael (DE)	1991-92	12	1	Eastern New Mexico
Singer, Curt (T)	1986, 90-91	24	0	Tennessee
Skansi, Paul (WR)	1984-91	100	2	Washington
Skow, Jim (DE)	1991	11	1	Nebraska
Smith, Dallis (S)	1987	3	3	Valdosta State
Smith, Sherman (RB)	1976-82	82	68	Miami, Ohio
Snell, Donald (WR)	1987	1	0	Virginia Tech
Spagnola, John (TE)	1988	16	4	Yale
Spitulski, Bob (LB)	1992	4	0	Central Florida
Stark, Chad (FB)	1987	2	0	North Dakota State
Stephens, Rod (LB)	1989-92	46	5	Georgia Tech
Stouffer, Kelly (QB)	1988-92	22	16	Colorado State
Strozier, Wilbur (TE)	1987	12	3	Georgia
Sutherland, Doug (DT)	1981	16	6	Wisconsin-Superior
Taylor, Terry (CB)	1984-88	74	52	Southern Illinois
Teal, Jimmy (WR)	1987-88	6	2	Texas A&M
Terry, Joe (LB)	1987	2	0	Cal State-Hayward
Testerman, Don (FB)	1976-78	44	26	Clemson
Thomas, Doug (WR)	1991-92	23	4	Clemson
Thomas, Garth (G)	1987	1	1	Washington
Thomas, Ricky (S)	1987	1	1	Alabama
Thomas, Robb (WR)	1992	15	0	Oregon State
Thomas, Rodell (LB)	1981-82	19	1	Alabama State
Tice, Mike (TE)	1981-88,			
	1990-91	130	83	Maryland
Tipton, Dave (DE)	1976	12	12	Stanford
Tipton, Rico (LB)	1987	3	2	Washington State
Tofflemire, Joe (C)	1989-92	32	16	Arizona
Treggs, Brian (WR)	1992	2	0	California
Tuatagaloa, Natu (DE)	1992	14	0	California
Tuiasosopo, Manu (DT-DE-NT)	1979-83	73	64	UCLA
Turner, Daryl (WR)	1984-87	59	40	Michigan State
Turner, Kevin (LB)	1981	8	0	Pacific
Tuten, Rick (P)	1991-92	26	0	Florida State
Tyler, Robert (TE)	1989	9	9	South Carolina State
Wagner, Vince (K)	1981	*0	0	Northwestern, Minn.
Waits, Alex (P)	1991	3	0	Texas

Walker, Byron (WR)	1982-86	58	3	Citadel
Walker, Tim (LB)	1980	16	0	Savannah State
Walsh, Jim (FB)	1980	4	0	San Jose State
Warner, Curt (RB)	1983-89	93	92	Penn State
Warren, Chris (RB)	1990-92	48	17	Ferrum
Weaver, Herman (P)	1977-80	61	0	Tulsa
Weber, Roger (G)	1987	*0	0	Kent State
Webster, Cornell (CB)	1977-80	52	33	Tulsa
West, Jeff (P)	1981-85	58	0	Cincinnati
Wheat, Warren (G)	1989-91	16	7	Brigham Young
White, Chris (S)	1987	1	0	Tennessee
White, Jim (DE)	1976	2	0	Colorado State
White, Mike (DT)	1981-82	20	8	Albany State
Wiley, Charles (DT)	1987	1	1	Nevada-Las Vegas
Williams, Eugene (LB)	1982-83	13	1	Tulsa
Williams, James (FB)	1987	1	0	Fresno State
Williams, John (FB)	1985	2	0	Wisconsin
Williams, John L. (FB)	1986-92	107	105	Florida
Williams, Lester (NT)	1987	2	0	Miami
Wilmer, Ray (S)	1984	3	0	Louisiana Tech
Wilson, Mike (T)	1986-89	60	60	Georgia
Wimmer, Gary (LB)	1983	3	0	Stanford
Wooden, Terry (LB)	1990-92	32	31	Syracuse
Woods, Larry (DT)	1976	6	0	Tennessee State
Woods, Tony (LB-DE)	1987-92	89	79	Pittsburgh
Woolsey, Rolly (CB)	1976	14	11	Boise State
Wyman, David (LB)	1987-92	61	56	Stanford
Yarno, John (C)	1977-82	74	62	Idaho
Young, Charle (TE)	1983-85	45	43	Southern California
Young, Fredd (LB)	1984-87	60	41	New Mexico State
Young, Renard (CB)	1987	3	3	Nevada-Las Vegas
Zorn, Jim (QB)	1976-84	126	100	Cal Poly-Pomona

* on active roster, but did not play in a game
played in playoff game only

ALL-TIME HONORS

Captains

	Offense	Defense	Special Teams
1976	Norm Evans, T	Mike Curtis, LB	Ed Bradley, LB
1977	Norm Evans, T	Eddie McMillan, S	Steve Preece, S
1978	Norm Evans, T	Dennis Boyd, DT	Autry Beamon, S
1979	Steve Largent, WR	Dennis Boyd, DE	Autry Beamon, S
1980	Steve Largent, WR	Keith Simpson, S	
1981	Steve Largent, WR	Keith Simpson, CB	Don Dufek, S
1982	Steve Largent, WR	Keith Simpson, CB	Don Dufek, S
1983	Steve Largent, WR	Dave Brown, CB	Eric Lane, RB
1984	Charle Young, TE	Dave Brown, CB	Eric Lane, RB
1985	Steve Largent, WR	Dave Brown, CB	Eric Lane, RB
1986	Steve Largent, WR	Dave Brown, CB	Eric Lane, FB
1987	Steve Largent, WR Curt Warner, RB	Kenny Easley, S	Paul Moyer, S
1988	Steve Largent, WR	Jacob Green, DE Eugene Robinson, S	Game-to-Game
1989	Steve Largent, WR	Jacob Green, DE	Game-to-Game
1990	Dave Krieg, QB	Jacob Green, DE	Game-to-Game
1991	Dave Krieg, QB	Jacob Green, DE	Game-to-Game
1992	John L. Williams, FB	Eugene Robinson, S	James Jones, TE

Ring of Honor

1989	Steve Largent, WR	1992	Dave Brown, CB
1991	Jim Zorn, QB		Pete Gross, broadcaster

Steve Largent Award

1989	Steve Largent, WR	1992	Jeff Bryant, DE
1990	Jacob Green, DE		Joe Nash, DT
1991	Rufus Porter, LB		

Marcus Nalley Trophy

(Most Valuable Player as voted by teammates)

1976	Jim Zorn, QB	1985	Steve Largent, WR
1977	Steve Largent, WR	1986	Curt Warner, RB
1978	Jim Zorn, QB	1987	Steve Largent, WR
1979	Steve Largent, WR	1988	John L. Williams, FB
1980	Sam McCullum, WR	1989	Brian Blades, WR
1981	Steve Largent, WR	1990	John L. Williams, FB
1982	Kenny Easley, S	1991	Eugene Robinson, S
1983	Curt Warner, RB	1992	Cortez Kennedy, DT
1984	Kenny Easley, S		

Pro Bowl

1978	Steve Largent, WR (1)
1979	Steve Largent, WR (2)
1981	Steve Largent, WR (3)
1982	Kenny Easley, S (1)
1983	Kenny Easley, S (2) (starter); Curt Warner, RB (1) (starter)
1984	Dave Brown, CB (1); Kenny Easley, S (3) (unanimous selection); Norm Johnson, K (1); Dave Krieg, QB (1); Steve Largent, WR (4); Joe Nash, NT (1) (starter); Fredd Young, Special Teams (1).
1985	Kenny Easley, S (4) (starter); Steve Largent, WR (5) (starter); Fredd Young, Special Teams (2).
1986	Bobby Joe Edmonds, Kick Returner (1); Jacob Green, DE (1); Steve Largent, WR (6) (starter); Curt Warner, RB (2) (starter); Fredd Young, LB (3) (starter)
1987	Kenny Easley, S (5) (starter); Jacob Green, DE (2); Steve Largent, WR (7) (starter); Curt Warner, RB (3) (starter); Fredd Young, LB (4) (starter)
1988	Dave Krieg, QB (1); Rufus Porter, Special Teams (1).
1989	Brian Blades, WR (1); Dave Krieg, QB (2); Rufus Porter, Special Teams (2).
1990	John L. Williams, FB (1)
1991	Cortez Kennedy, DT (1); John L. Williams, FB (2)
1992	Cortez Kennedy, DT (2) (starter); Eugene Robinson, S (1)

NFL Coach of the Year

1978	Jack Patera (AP, The Sporting News, Washington, D.C. Touchdown Club, Seattle Gold Helmet Committee)
1983	Chuck Knox (Vince Lombardi Committee, Seattle Gold Helmet Committee)
1984	Chuck Knox (AP, The Sporting News, Seattle Gold Helmet Committee)
1992	Tom Callin, Assistant Head Coach/Defense (Sports Illustrated)

NFL Defensive Player of the Year

1984	Kenny Easley, S (AP, Pro Football Weekly, Kansas City 101 Club)
1992	Cortez Kennedy, DT (AP, Pro Football Writers, NEA, College & Pro Football Newsweekly)

National Honors

1976	Steve Niehaus, DT (NFC Defensive Rookie of the Year); Jim Zorn, QB (NFC Offensive Rookie of the Year)
1978	John Thompson, General Manager (The Sporting News)
1981	Kenny Easley, S (AFC Defensive Rookie of the Year)
1988	Steve Largent, WR (NFL Man of the Year)
1983	Kenny Easley, S (Football News AFC Defensive Player of the Year)
1984	Kenny Easley, S (NFL Alumni Association Defensive Back of the Year); Fredd Young, Special Teams (AFC Special Teams Player of the Year)
1985	Steve Largent, WR (NFL Alumni Association Wide Receiver of the Year); Fredd Young, LB (NFL Alumni Association Special Teams Player of the Year); Curt Warner, RB (Sports Illustrated Comeback Player of the Year)
1986	Bobby Joe Edmonds, KR (AFC Special Teams Player of the Year); Steve Largent, WR (All Madden Team)
1987	Curt Warner, RB (NFL Alumni Association Running Back of the Year)
1988	Steve Largent, WR (NFL Man of the Year)

DRAFT SUMMARIES

1976 VETERAN ALLOCATION

Player, Pos.	Former Team	Player, Pos.	Former Team
Wayne Baker, DT	San Francisco	Gordon Jolley, T	Detroit
Carl Barisich, DT	Cleveland	Gary Keithley, QB	St. Louis
Nick Bebout, T	Atlanta	Art Kuehn, C	Washington
Lyle Blackwood, DB	Cincinnati	Kerry Marbury, RB	New England
Ed Bradley, LB	Pittsburgh	Al Matthew, DB	Green Bay
Dave Brown, DB	Pittsburgh	Sam McCullum, WR	Minnesota
Don Clune, WR	N.Y. Giants	John McMakin, TE	Detroit
Rondy Colbert, DB	N.Y. Giants	Eddie McMillan, DB	L.A. Rams
Dwayne Crump, DB	St. Louis	Bill Olds, RB	Baltimore
Mike Curtis, LB	Baltimore	Jesse O'Neal, DE	Houston
Jerry Davis, DB	N.Y. Jets	Joe Owens, DE	New Orleans
John Demarie, G	Cleveland	Bob Penchion, G	San Francisco
Norm Evans, T	Miami	Bob Picard, WR	Philadelphia
Ken Geddes, LB	L.A. Rams	Rocky Rasley, G	Kansas City
Gary Hayman, RB	Buffalo	Steve Taylor, DB	Denver
Fred Hoaglin, C	Houston	Dave Tipton, DE	San Diego
Neil Graff, QB	New England	Charles Waddell, TE	San Diego
Don Hansen, LB	Atlanta	Larry Woods, DT	N.Y. Jets
Ron Howard, TE	Dallas	Rolly Woolsey, DB	Dallas
Ken Hutcherson, LB	Green Bay		

1976 COLLEGE DRAFT

1. Steve Niehaus, DT	Notre Dame	6. Alvis Darby, TE	Florida
2a. Sammy Green, LB	Florida	7. Dick Dixon, DT	Arkansas St.
2b. Sherman Smith, WR	Miami, OH	8. Larry Shipp, WR	Louisiana St.
2c. Steve Raible, WR	Georgia Tech	9. Bob Bos, T	Iowa St.
3a. Jeff Lloyd, DE	West Texas St.	10. Randy Coffield, LB	Florida St.
3b. Rick Engles, P	Tulsa	11. Keith Muehr, P	Southwestern La.
3c. Don Bitterlich, K	Temple	12. Ron Barnett, WR	Texas Arlington
4a. Steve Myer, QB	New Mexico	13. Andy Reid, RB	Georgia
4b. Randy Johnson, G	Georgia	14. Jarvis Blinks, DB	Northwestern St.
4c. Andrew Bolton, RB	Fisk	15. Dan Smith, T	Washington St.
5a. Don Dufek, DB	Michigan	16. Jeff Urczyk, G	Georgia Tech
5b. Ernie Jones, DB	Miami	17. Chris Rowland, QB	Washington
5c. Larry Bates, FB	Miami		

1977 COLLEGE DRAFT

1a. (choice traded to Dallas)		4a. John Yarno, C	Idaho
1b. Steve August, G (choice from Dallas)	Tulsa	4b. Larry Seivers, WR (choice from Minnesota for Ahmad Rashad, WR)	Tennessee
2a. Tom Lynch, T (choice from Dallas)	Boston College	5. (choice traded to Detroit for Bill Munson, QB)	Duke
2b. (choice traded to L.A. Rams for draft choice and Geoff Reece, C)		6. Tony Benjamin, FB	Georgia Tech
2c. Terry Beeson, LB (choice from Dallas)	Kansas	7. David Sims, RB-FB	Georgia Tech
2d. Peter Cronan, LB (choice from L.A. Rams)	Boston College	8. (choice traded to Houston for Steve Largent, WR)	Minnesota
2e. (choice traded to Dallas for Duke Ferguson, WR. Choice from Dallas)		9. George Adzick, S	Wichita State
3. Dennis Boyd, DE	Oregon State	10. Sam Adkins, QB	Dayton
		11. Bill Westbeld, T	Tulsa
		12. I.V. Wilson, DT	

1978 COLLEGE DRAFT

1. Keith Simpson, DB	Memphis State	9. Rich Grimmett, T	Illinois
2. Keith Butler, LB	Memphis State	10. Rob Stewart, WR	Lafayette
3. Bob Jury, DB	Pittsburgh	11a. (choice traded to New Orleans for Andy Dorris, DE)	
4. Al Hunter, RB (choice exercised in 1977 supplemental draft)	Notre Dame	11b. George Halas, LB (choice from Miami for Carl Barisich, DE)	Miami
5. Louis Bullard, T	Jackson State	12. Jeff Bergeron, RB	Lamar
6. Glenn Starks, WR	Texas A & I		
7. John Harris, DB	Arizona State		
8. (choice traded to Minnesota for Autry Beamon, S and Amos Martin, LB)			

1979 COLLEGE DRAFT

1. Manu Tuiasosopo, DT	UCLA	5. (choice traded to Dallas for Efren Herrera, K)	
2. Joe Norman, LB	Indiana	6. (choice traded to Dallas for Bill Gregory, DE)	
3a. Michael Jackson, LB (choice from San Francisco for Bob Jury, S)	Washington	7a. Larry Polowski, LB (choice from Washington for Don Testerman, FB)	Boise State
3b. (choice traded to Dallas for Bill Gregory, DE)		7b. (choice traded to Washington in Don Testerman transaction)	
3c. (choice traded to San Francisco in Bob Jury transaction)		8. (choice traded to Detroit for Ernie Price, DE)	
4a. (choice voluntarily given to Buffalo for Ahmad Rashad signing) (choice acquired from Tampa Bay for Larry Seivers, WR)		9. Ezra Tate, RB	Mississippi State
4b. Mark Bell, TE	Colorado State	10. Robert Hardy, DT	Jackson State
		11. Jim Hinesly, G	Michigan State
		12. Jeff Moore, RB	Jackson State

1980 COLLEGE DRAFT

1a. Jacob Green, DE (choice from Buffalo)	Texas A & M	7. (choice traded to Giants for Dan Doornink, FB)	
1b. (choice traded to Buffalo)		8a. Vic Minor, S (choice from Minnesota for Steve Niehaus, DT)	Northwest Louisiana
2. Andre Hines, T	Stanford	8b. Jack Cosgrove, C	Pacific
3. (choice traded to Buffalo)		9. Jim Swift, T	Iowa
4. Terry Dion, DE	Oregon	10a. Ron Essink, T	Grand Valley State
5a. Joe Steele, RB	Washington	10b. Billy Reaves, WR (choice from Houston for Sammy Green, LB)	Morris Brown
5b. Daniel Jacobs, DE (choice from Washington for Don Testerman, FB)	Winston-Salem State	11. Tali Ena, RB	Washington State
6. Mark McNeal, DE	Idaho	12. Presnell Gilbert, CB	U.S. International

1981 COLLEGE DRAFT

- | | | | |
|-----------------------|----------------------|--|------------------|
| 1. Kenny Easley, S | UCLA | 8. Eric Lane, RB | Brigham Young |
| 2. David Hughes, FB | Boise State | 9a. Jim Stone, RB | Notre Dame |
| 3. Bill Dugan, G | Penn State | 9b. Jim Whately, WR | Washington State |
| 4. Scott Phillips, WR | Brigham Young | (choice from Minnesota for Nick Bebout, T) | Savannah State |
| 5. Edwin Bailey, G | South Carolina State | 10. Ken Dawson, RB | Colorado |
| 6. Steve Durham, DE | Clemson | 11. Lance Olander, RB | Pacific |
| 7a. Ron Johnson, WR | Long Beach State | 12. Jeff Bednarek, DT | |
| 7b. Brad Scovill, TE | Penn State | | |
- (choice from Houston for Sammy Green, LB)

1982 COLLEGE DRAFT

- | | | | |
|---|---------|------------------------|--------------|
| 1. Jeff Bryant, DE | Clemson | 6. Jack Campbell, T | Utah |
| 2. Bruce Scholtz, LB | Texas | 7. Eugene Williams, LB | Tulsa |
| 3a. (choice traded to New England for Horace Ivory, RB) | | 8. Chester Cooper, WR | Minnesota |
| 3b. Pete Metzelaars, TE | Wabash | 9. David Jefferson, LB | Miami |
| (choice from Buffalo for Tom Lynch, G) | | 10. Craig Austin, LB | South Dakota |
| 4. (choice traded to St. Louis for Theotis Brown, RB) | | 11. Sam Clancy, TE | Pittsburgh |
| 5. (choice traded to Los Angeles for Jim Jodat, FB) | | 12. Frank Naylor, C | Rutgers |

1983 COLLEGE DRAFT

- | | | | |
|---|------------|------------------------|---------------|
| 1a. Curt Warner, RB | Penn State | 6. Reginald Gipson, FB | Alabama A & M |
| (choice from Houston) | | 7. Sam Merriman, LB | Idaho |
| 1b. (choice traded to Houston) | | 8. Matt Hernandez, T | Purdue |
| 2. (choice traded to Houston) | | 9. Bob Clasby, T | Notre Dame |
| 3. (choice traded to Houston) | | 10. Pete Speros, G | Penn State |
| 4. (choice traded to St. Louis for Theotis Brown, RB) | | 11. Bob Mayberry, G | Clemson |
| 5. Chris Castor, WR | Duke | 12. Don Dow, T | Washington |

1984 COLLEGE DRAFT

- | | | | |
|---|-------------------|--|------------------|
| 1. Terry Taylor, CB | Southern Illinois | 5b. (choice traded to Baltimore for Robert Pratt, G) | |
| 2. Daryl Turner, WR | Michigan State | 6. John Kaiser, LB | Arizona |
| 3. Fredd Young, LB | New Mexico State | 7. Sam Stater, T | Weber State |
| 4a. Rickey Hagood, NT | South Carolina | 8. John Puzar, C | Long Beach State |
| (choice from San Francisco for Manu Tuiasosopo, NT) | | 9. Adam Schreiber, G | Texas |
| 4b. (choice traded to Baltimore for Roger Carr, WR) | | 10. Randall Morris, RB | Tennessee |
| 5a. (choice traded to N.Y. Giants for Terry Jackson, CB. Choice acquired from San Diego for Roger Carr, WR) | | 11. Steve Gemza, T | UCLA |
| | | 12. Theo Windham, S | Utah State |

1984 SUPPLEMENTAL DRAFT

- | | | | |
|----------------------|---------------------|---------------------|--------|
| 1. Gordon Hudson, TE | Brigham Young | 3. Frank Seurer, QB | Kansas |
| 2. Alvin Powell, G | Winston-Salem State | | |

1985 COLLEGE DRAFT

- | | | | |
|---|---------------------|---|------------------|
| 1. (choice traded to Cincinnati for Blair Bush, C) | | 7. Ron Mattes, T | Virginia |
| 2. Owen Gill, FB | Iowa | 8. Judious Lewis, WR | Arkansas State |
| 3. Danny Greene, WR | Washington | 9. Bob Otto, DE | Idaho State |
| 4. Tony Davis, TE | Missouri | 10a. John Conner, QB | Arizona |
| 5a. Mark Napolitan, C | Michigan State | 10b. James Bowers, S | Memphis State |
| (choice from San Diego for Roger Carr, WR) | | (choice from San Francisco for Manu Tuiasosopo, NT) | |
| 5b. Arnold Brown, CB | N. Carolina Central | 11. Louis Cooper, LB | Western Carolina |
| (choice from Pittsburgh for Steve August, T) | | 12. (choice traded to Buffalo for Reggie McKenzie, G) | |
| 5c. Johnnie Jones, RB | Tennessee | | |
| 6. (choice traded to N.Y. Giants for Terry Jackson, CB) | | | |

1986 COLLEGE DRAFT

- | | | | |
|---|-------------------|--|------------------|
| 1. John L. Williams, FB | Florida | 7b. Paul Miles, RB | Nebraska |
| 2. (choice traded to New England for Bob Cryder, T) | | (choice from Cleveland for the rights to Sam Clancy, DE) | |
| 3. Patrick Hunter, CB | Nevada-Reno | 8. Alonzo Mitz, DE | Florida |
| 4. (choice traded to Cincinnati for Dan Ross, TE) | | 9. Michael Black, T | Sacramento State |
| 5. Bobby Joe Edmonds, WR | Arkansas | 10. Don Fairbanks, DE | Colorado |
| 6. Eddie Anderson, S | Fort Valley State | 11. David Norrie, QB | UCLA |
| 7a. (choice traded to Buffalo for Jon Borchart, G) | | 12. John McVeigh, LB | Miami |

1987 COLLEGE DRAFT

- | | | | |
|--|-----------------|--|------------------------|
| 1. Tony Woods, LB | Pittsburgh | (choice from Minnesota for John Harris, S) | |
| 2. David Wyman, LB | Stanford | 7b. Derek Tennell, TE | UCLA |
| 3. (choice traded to Cincinnati for Mike Wilson, T) | | 8. Sammy Garza, QB | Texas-El Paso |
| 4. Mark Moore, S | Oklahoma State | 9. M.L. Johnson, LB | Hawaii |
| 5a. Tommie Agee, FB | Auburn | 10. Louis Clark, WR | Mississippi State |
| (choice from Detroit for Shelton Robinson, LB) | | 11. Daryl Oliver, RB | Miami |
| 5b. Ruben Rodriguez, P | Arizona | 12a. Wes Dove, DE | Syracuse |
| 6. (choice traded to Philadelphia for Greg Naron, G) | | (choice from Green Bay for Dan Ross, TE) | |
| 7a. Roland Barbay, NT | Louisiana State | 12b. Tony Burse, FB | Middle Tennessee State |

1988 COLLEGE DRAFT

- | | | | |
|---|-----------------|--|---------------------------|
| 1. Brian Bosworth, LB | Oklahoma | 6. Roy Hart, NT | South Carolina |
| (choice exercised in 1987 supplemental draft) | | 7. Ray Jackson, CB | Ohio State |
| 2. Brian Blades, WR | Miami | 8. Robert Tyler, TE | So. Carolina State |
| 3. Tommy Kane, WR | Syracuse | 9. Deatrich Wise, NT | Jackson State |
| 4. Kevin Harmon, RB | Iowa | 10. Derwin Jones, DE | Miami |
| 5a. (choice traded to Phoenix for Kelly Stouffer, QB. Choice from Dallas Cowboys for Ron Essink, T) | | 11a. Rick McLeod, T | Washington |
| 5b. (choice traded to San Francisco for Jeff Kemp, QB) | | (choice from Green Bay for Dave Brown, CB) | |
| | | 11b. Dwayne Harper, CB | So. Carolina State |
| | | 12. Dave DesRochers, T | San Diego State |

1989 COLLEGE DRAFT

- | | | | |
|---|-----------------------|--|------------------|
| 1a. Andy Heck, T | Notre Dame | 5. (choice traded to Phoenix for Kelly Stouffer, QB) | |
| (choice from Indianapolis for Fredd Young, LB) | | 6. (choice traded to Tampa Bay with Randy Edwards, NT for Ron Heller, T) | |
| 1b. (choice traded to Phoenix for Kelly Stouffer, QB) | | 7. Mike Nettles, CB | Memphis State |
| 2. Joe Tofflemire, C | Arizona | 8. Marlin Williams, DE | Western Illinois |
| 3. Elroy Harris, RB | Eastern Kentucky | 9. David Franks, G | Connecticut |
| 4a. Travis McNeal, TE | Tennessee-Chattanooga | 10. Derrick Fenner, RB | North Carolina |
| 4b. James Henry, RS/CB | Southern Mississippi | 11. Mike Baum, DE | Northwestern |
| (choice from Philadelphia for Ron Heller, T) | | 12. R.J. Kors, S | Long Beach State |

1990 COLLEGE DRAFT

- | | | | |
|---|-----------------|---|----------------|
| 1a. Cortez Kennedy, DT | Miami | 4. Chris Warren, RB | Ferrum |
| (choice from New England) | | 5. Eric Hayes, DT | Florida State |
| 1b. (choice traded to New England) | | 6. Ned Bolcar, LB | Notre Dame |
| 1c. (choice traded to New England) (choice from Indianapolis for Fredd Young, LB) | | 7. Bob Kula, T | Michigan State |
| 2a. Terry Wooden, LB | Syracuse | 8. Bill Hitchcock, T | Purdue |
| (choice acquired from New England) | | 9. (choice traded to Dallas for Daryl Smith, T) | |
| 2b. Robert Blackmon, S | Baylor | 10. Robert Morris, DE | Valdosta State |
| 3. (choice traded to New England) | | 11. Daryl Reed, CB | Oregon |
| | | 12. John Gromos, QB | Vanderbilt |

1991 COLLEGE DRAFT

- | | | | |
|---|---------------------------|---|----------------|
| 1. Dan McGwire, QB | San Diego State | 7. (choice traded to the Atlanta Falcons for Ronnie Lee, T) | |
| 2. Doug Thomas, WR | Clemson | 8. (choice traded to the Los Angeles Raiders for Vann McElroy, S) | |
| 3. David Daniels, WR | Penn State | 9. (choice traded to the Cleveland Browns for Bob Buczkowski, DE) | |
| 4a. (choice traded to the New England Patriots) | | 10. Erik Ringoen, LB | Hofstra |
| 4b. John Kasay, K | Georgia | 11. Tony Stewart, RB | Iowa |
| (choice from the Los Angeles Raiders) | | 12. Ike Harris, T | South Carolina |
| 5. Harlan Davis, CB | Tennessee | | |
| 6. Michael Sinclair, DE | Eastern New Mexico | | |

1992 COLLEGE DRAFT

- | | | | |
|---|------------------------|---|------------------------------|
| 1. Ray Roberts, T | Virginia | 8. Muhammad Shamsid-Deen, RB | Tennessee-Chattanooga |
| (choice traded to the Minnesota Vikings for Keith Millard, DT) | | 9. Larry Stayner, TE | Boise State |
| 3. Bob Spitulski, LB | Central Florida | 10. Anthony Hamlet, DE | Miami |
| 4. (choice traded to the New Orleans Saints for Rueben Mayes, RB) | | 11. Kris Rongen, G | Washington |
| 5. Gary Dandridge, S | Appalachian State | 12a. Chico Fraley, LB | Washington |
| 6. Michael Bates, WR | Arizona | 12b. John MacNeill, DE | Michigan State |
| 7. Mike Frier, DE | Appalachian State | (choice from N.Y. Jets in compensation for Ron Mattes, T) | |

1993 COLLEGE DRAFT

- | | | | |
|--|-------------------|--|----------------------------|
| 1. Rick Mirer, QB | Notre Dame | 7. Michael McCrary, DE | Wake Forest |
| 2. Carlton Gray, CB | UCLA | 8a. Jeff Blackshear, G | Northeast Louisiana |
| 3. (choice traded to the Minnesota Vikings for Keith Millard, DT) | | 8b. Antonio Edwards, DE | Valdosta State |
| 4. Dean Wells, LB | Tennessee | (choice from Chicago Bears in compensation for signing free agent Joe Cain, LB.) | |
| 5. Terrence Warren, WR | Hampton | | |
| 6. (choice traded to Green Bay Packers for Dave McCloughan, S) | | | |

Bold face denotes went to camp in 1993 with Seahawks



ALL-TIME TRADES

1976

- 8/26 Eighth-round 1977 draft choice to Houston Oilers for WR Steve Largent.
- 9/6 Fifth-round 1977 draft choice to Detroit Lions for QB Bill Munson.
- 9/6 Exchange of twelfth-round 1977 draft choices with Pittsburgh Steelers for G Ron Coder.
- 9/7 WR Ahmad Rashad to Minnesota Vikings for fourth-round 1977 draft choice.
- 9/7 S Terry Brown to Cleveland Browns for CB Ted Bachman.

1977

- 5/3 First-round 1977 draft choice (#2) to Dallas Cowboys for first-round (#14) and three second-round 1977 draft choices.
- 5/3 Second-round 1977 draft choice to Los Angeles Rams for C Geoff Reece and Rams' second-round 1977 draft choice.
- 5/3 Second-round 1977 draft choice to Dallas Cowboys for WR Duke Ferguson.
- 5/3 LB Ed Bradley to San Francisco 49ers for DT Bill Sandifer.
- 7/20 DT Carl Barisich to Miami Dolphins for eleventh-round 1978 draft choice.
- 8/30 WR Larry Seivers to Tampa Bay Buccaneers for fourth-round 1979 draft choice. Seattle gives draft choice to Buffalo Bills as voluntary compensation for Ahmad Rashad signing in 1976.
- 9/5 Eighth-round 1978 draft choice to Minnesota Vikings for S Autry Beamon and LB Amos Martin.
- 9/6 Eleventh-round 1978 draft choice to New Orleans Saints for DE Andy Dorris.

1978

- 8/15 Fifth-round 1979 draft choice to Dallas Cowboys for K Efen Herrera.
- 8/28 S Bob Jury and third-round 1979 draft choice to San Francisco 49ers for third-round 1979 draft choice.
- 8/28 Third-round and sixth-round 1979 draft choices to Dallas Cowboys for DE Bill Gregory and third-round 1979 draft choice.
- 9/27 DT Bill Cooke and eighth-round 1979 draft choice to Detroit Lions for DE Ernie Price.

1979

- 3/30 FB Don Testerman and seventh-round 1979 draft choice to Washington Redskins for seventh-round 1979 and fifth-round 1980 draft choices.
- 4/16 G Gordon Jolley to Detroit Lions for past considerations.
- 8/1 DT Steve Niehaus to Minnesota Vikings for DE Carl Eller and eighth-round 1980 draft choice.
- 8/21 Seventh-round 1980 draft choice to New York Giants for FB Dan Doornink.

1980

- 4/29 First-round (#16) and third-round 1980 draft choices to Buffalo Bills for first-round (#10) 1980 draft choice.
- 4/30 LB Sammy Green to Houston Oilers for tenth-round 1980 and seventh-round 1981 draft choices.
- 8/26 Fifth-round 1982 draft choice to Los Angeles Rams for FB Jim Jodat.
- 9/1 T Nick Bebout to Minnesota Vikings for ninth-round 1981 draft choice.

1981

- 9/25 Third-round 1982 draft choice to New England Patriots for RB Horace Ivory.
- 10/13 Fourth-round 1982 and fourth-round 1983 draft choices to St. Louis Cardinals for RB Theotis Brown.
- 10/13 G Tom Lynch to Buffalo Bills for third-round 1982 draft choice.

1982

- 4/30 LB Terry Beeson to Atlanta Falcons for conditional 1983 draft choice.
- 7/12 Fifth-round 1984 draft choice to Baltimore Colts for G Robert Pratt.
- 9/3 Fourth-round 1984 draft choice to Baltimore Colts for WR Roger Carr.

1983

- 4/24 First-round (#9), second-round, and third-round 1983 draft choices to Houston Oilers for first-round (#3) 1983 draft choice.
- 6/28 Twelfth-round 1985 draft choice to Buffalo Bills for G Reggie McKenzie.
- 6/29 First-round 1985 draft choice to Cincinnati Bengals for C Blair Bush.
- 8/24 RB Sherman Smith and WR Roger Carr to San Diego Chargers for fifth-round 1984 draft choice and fifth-round 1985 draft choice.

1984

- 3/12 Fifth-round 1984 and sixth-round 1985 draft choices to New York Giants for CB Terry Jackson.
- 4/4 NT Manu Tuiasosopo to San Francisco 49ers for fourth-round 1984 and tenth-round 1985 draft choices.
- 7/31 Second-round 1986 draft choice to New England Patriots for T Bob Cryder.
- 10/9 T Steve August to Pittsburgh Steelers for fifth-round 1985 draft choice.

1985

- 4/26 Seventh-round 1986 draft choice to Buffalo Bills for G Jon Borchardt.
- 8/20 TE Pete Metzelaars to Buffalo Bills for WR Byron Franklin.
- 8/27 The rights to DE Sam Clancy to Cleveland Browns for seventh-round 1986 draft choice.
- 10/15 Fourth-round 1986 draft choice to Cincinnati Bengals for TE Dan Ross.

1986

- 8/9 Sixth-round 1987 draft choice to Philadelphia Eagles for G Greg Naron.
- 8/19 TE Dan Ross to Green Bay Packers for twelfth-round 1987 draft choice.
- 8/27 Third-round 1987 draft choice to Cincinnati Bengals for T Mike Wilson.
- 9/1 LB Shelton Robinson to Detroit Lions for fifth-round 1987 draft choice.
- 9/2 S John Harris to Minnesota Vikings for seventh-round 1987 draft choice.

1987

- 5/19 Fifth-round 1988 draft choice to San Francisco 49ers for QB Jeff Kemp.
- 8/25 T Ron Essink to Dallas Cowboys for fifth-round 1988 draft

choice.

- 8/26 CB Dave Brown to Green Bay Packers for eleventh-round 1988 draft choice.

1988

- 4/22 Fifth-round 1988, first-round 1989, and fifth-round 1989 draft choices to Phoenix Cardinals for QB Kelly Stouffer.
5/4 NT Randy Edwards and sixth-round 1989 draft choice to Tampa Bay Buccaneers for T Ron Heller.
5/23 Conditional draft choice to Washington Redskins for CB Tim Morrison.
8/1 WR Daryl Turner to Cleveland Browns for an undisclosed draft choice. Turner fails his physical, is returned to Seahawks, and waived.
8/22 T Ron Heller to Philadelphia Eagles for fourth-round 1989 draft choice.
9/8 LB Fredd Young to Indianapolis Colts for first-round 1989 and first-round 1990 draft choices.

1989

- 7/25 Ninth-round 1990 draft choice to Dallas Cowboys for T Daryle Smith.
7/28 Conditional draft choice to Detroit Lions for T Curt Singer.
8/7 C Kevin Thomas to Phoenix Cardinals for conditional draft choice.
8/31 CB Terry Taylor to Detroit Lions for FB James Jones.

1990

- 4/22 Two first-round (#8 and #10) and third-round 1990 draft choices and fourth-round 1991 draft choice to New England Patriots for first-round (#3) and second-round (#29) 1990 draft choices.
7/27 LB Willie Walker to New York Jets for conditional draft choice.
8/26 Conditional draft choice to Detroit Lions for WR John Ford.
8/28 Seventh-round 1991 draft choice to Atlanta Falcons for T Ronnie Lee.
10/16 Eighth-round 1991 draft choice to Los Angeles Raiders for S Vann McElroy.

1991

- 1/31 T Ron Mattes to New York Jets for twelfth-round 1992 draft choice.
4/22 Ninth-round 1991 draft choice to Cleveland Browns for DE Bob Buczkowski.

1992


- 4/25 Second-round 1992 and third-round 1993 draft choices to Minnesota Vikings for DT Keith Millard.
4/26 Fourth-round 1992 draft choice to New Orleans Saints for RB Rueben Mayes.

1993

- 4/26 Sixth-round 1993 draft choice to Green Bay Packers for S Dave McCloughan.

DEFENSIVE PLAYER OF THE YEAR

In 1992, defensive tackle Cortez Kennedy became the second Seahawks player to be named the National Football League's Defensive Player of the Year by the Associated Press, joining strong safety Kenny Easley, who won the award after the 1984 season. Kennedy also became only the third winner of the award from a team that posted a losing record, joining the New York Giants' Lawrence Taylor in 1982 (4-5) and the Philadelphia Eagles' Reggie White in 1987 (7-8).



RECORDS

INDIVIDUAL RECORDS

SERVICE

Most Seasons

- 14 Steve Largent, 1976-89
- 12 Jacob Green, 1980-91
Dave Krieg, 1980-91

Most Games Played

- 200 Steve Largent, 1976-89
- 178 Jacob Green, 1980-91
- 159 Dave Brown, 1976-86

Most Consecutive Games Played

- 94 John Harris, 1978-85
Jacob Green, 1980-87
- 92 Art Kuehn, 1976-81

Most Games Started

- 197 Steve Largent, 1976-89
- 176 Jacob Green, 1980-91
- 159 Dave Brown, 1976-86

SCORING

POINTS

Most Points, Career

- 810 Norm Johnson, 1982-90
(159 FG, 333 PAT)
- 608 Steve Largent, 1976-89
(101 TDs: 1-R, 100-P,
2 PAT)
- 372 Curt Warner, 1983-89
(62 TDs: 55-R, 7-P)

Most Points, Season

- 110 Norm Johnson, 1984
(20 FG, 50 PAT)
- 108 Norm Johnson, 1986
(22 FG, 42 PAT)
- 105 Norm Johnson, 1988
(22 FG, 39 PAT)

Most Points, No TDs, Season

- 110 Norm Johnson, 1984
(20 FG, 50 PAT)
- 108 Norm Johnson, 1986
(22 FG, 42 PAT)
- 105 Norm Johnson, 1988
(22 FG, 39 PAT)

Most Points, Rookie, Season

- 102 John Kasay, 1991
(25 FG, 27 PAT)
- 84 Curt Warner, 1983
(14 TDs: 13-R, 1-P)
- 60 Daryl Turner, 1984
(10 TDs: 10-P)

Most Points, Game

- 24 Daryl Turner, vs. San
Diego 9/15/85 (4-P)
Curt Warner, vs. Denver
12/11/88 (4-R)
- 19 Norm Johnson, vs. Kansas
City 9/20/87 (5 FG,
4 PAT)
Norm Johnson, vs. L.A.
Raiders 12/18/88
(5 FG, 4 PAT)

Most Consecutive Games

Scoring

- 48 Norm Johnson, 1985-89

- 45 Norm Johnson, 1982-85
- 28 Efen Herrera, 1979-81

TOUCHDOWNS

Most Touchdowns, Career

- 101 Steve Largent, 1976-89
(1-R, 100-P)
- 62 Curt Warner, 1983-89
(55-R, 7-P)
- 38 Sherman Smith, 1976-82
(28-R, 10-P)

Most Touchdowns, Season

- 15 David Sims, 1978
(14-R, 1-P)
Sherman Smith, 1979
(11-R, 4-P)
Derrick Fenner, 1990
(14-R, 1-P)

Most Touchdowns, Rookie, Season

- 14 Curt Warner, 1983
(13-R, 1-P)
- 10 Daryl Turner, 1984 (10-P)
- 8 David Sims, 1977 (5-R, 3-P)
Brian Blades, 1988 (8-P)

Most Touchdowns, Game

- 4 Daryl Turner, vs. San
Diego 9/15/84 (4-P)
Curt Warner, vs. Denver
12/11/89 (4-R)
- 3 By 11 Players
(Last: Derrick Fenner, vs.
Cincinnati 10/1/90
[2-R, 1-P])

Most Consecutive Games Scoring Touchdowns

- 7 David Sims, 1978
- 5 Curt Warner, 1983
Steve Largent, 1984

POINTS AFTER TOUCHDOWNS

Most Points After Touchdown Attempted, Career

- 338 Norm Johnson, 1982-90
- 148 Efen Herrera, 1978-81
- 59 John Leyboldt, 1976-77

Most Points After Touchdown Attempted, Season

- 51 Norm Johnson, 1984
- 50 Norm Johnson, 1983
- 46 Efen Herrera, 1979

Most Points After Touchdown Attempted, Game

- 8 John Leyboldt, vs. Buffalo
10/20/77
- 7 Norm Johnson, vs. San
Diego 9/15/85
- 6 By 3 Players
(Last: Norm Johnson, vs.
Denver 12/11/88)

Most Points After Touchdown, Career

- 333 Norm Johnson, 1982-90
- 139 Efen Herrera, 1978-81
- 52 John Leypoldt, 1976-77

Most Points After Touchdown, Season

- 50 Norm Johnson, 1984
- 49 Norm Johnson, 1983
- 43 Efen Herrera, 1979

Most Points After Touchdown, Game

- 8 John Leypoldt, vs. Buffalo 10/20/77
- 7 Norm Johnson, vs. San Diego 9/15/85
- 6 By 3 Players (Last: Norm Johnson, vs. Denver 12/11/88)

Most Consecutive Points After Touchdown

- 165 Norm Johnson, 1985-90
- 72 Norm Johnson, 1984-85
- 62 Efen Herrera, 1979-81

Highest Points After Touchdown Percentage (100 or more PATs)

- 98.52 Norm Johnson 1982-89 (333-338)
- 93.92 Efen Herrera 1978-81 (139-148)

Most Points After Touchdown, No Misses, Season

- 42 Norm Johnson, 1986
- 40 Norm Johnson, 1987
- 39 Norm Johnson, 1988

Most Points After Touchdown, No Misses, Game

- 8 John Leypoldt, vs. Buffalo 10/20/77
- 7 Norm Johnson, vs. San Diego 9/15/85
- 6 By 3 Players (Last: Norm Johnson, vs. Denver 12/11/88)

FIELD GOALS**Most Field Goals Attempted, Career**

- 228 Norm Johnson, 1982-90
- 92 Efen Herrera, 1978-81
- 53 John Kasay, 1991-92

Most Field Goals Attempted, Season

- 35 Norm Johnson, 1986
- 32 Norm Johnson, 1990
- 31 Efen Herrera, 1980
- John Kasay, 1991

Most Field Goals Attempted, Game

- 6 Norm Johnson, vs. Kansas City 9/20/87
- 5 By 3 Players (Last: Norm Johnson, vs. L.A. Raiders 12/18/88)

Most Field Goals, Career

- 159 Norm Johnson, 1982-90
- 64 Efen Herrera, 1978-81
- 39 John Kasay, 1991-92

Most Field Goals, Season

- 25 John Kasay, 1991

- 23 Norm Johnson, 1990
- 22 Norm Johnson, 1986
- Norm Johnson, 1988

Most Field Goals, Rookie, Season

- 25 John Kasay, 1991
- 10 Norm Johnson, 1982
- 3 Wilson Alvarez, 1981

Most Field Goals, Game

- 5 Norm Johnson, vs. Kansas City 9/20/87 (6 attempts)
- Norm Johnson, vs. L.A. Raiders 12/18/88 (5 attempts)
- 4 By 5 Players (Last: Norm Johnson, vs. Kansas City 10/21/90 [4 attempts])

Most Field Goals, One Quarter

- 3 Norm Johnson, vs. L.A. Raiders 12/18/88 (2nd)
- Norm Johnson, vs. Kansas City 10/8/89 (2nd)
- 2 16 Times (Last: John Kasay, vs. Cincinnati 10/6/91 [2nd])

Most Consecutive Games Scoring Field Goals

- 10 Efen Herrera, 1978-79
- 9 Norm Johnson, 1983-84
- John Kasay, 1991

Most Consecutive Field Goals

- 13 Efen Herrera, 1979-80
- John Kasay, 1991
- 11 Norm Johnson, 1984

Longest Field Goal

- 54 By 4 Players (Last: John Kasay vs. San Diego 10/27/91)

Longest Field Goal Attempted

- 60 Efen Herrera, vs. Kansas City 11/9/80
- 55 Norm Johnson, vs. Cincinnati 11/16/86
- Norm Johnson, vs. New England 10/7/90

Highest Field Goal Percentage, Career (Minimum 25 Attempts)

- 73.58 John Kasay, 1991-92 (53-39)
- 69.74 Norm Johnson, 1982-90 (228-159)
- 69.57 Efen Herrera, 1978-81 (92-64)

Highest Field Goal Percentage, Season (Minimum 1 attempt per game)

- 83.33 Norm Johnson, 1984 (24-20)
- 82.61 Efen Herrera, 1979 (23-19)
- 80.65 John Kasay, 1991 (31-25)

Most Field Goals, No Misses, Game

- 5 Norm Johnson, vs. L.A. Raiders 12/18/88
- 4 By 5 Players (Last: Norm Johnson, vs. Kansas City 10/21/90)

Most Field Goals, 50 or More Yards, Career

- 10 Norm Johnson, 1982-90

- 2 Efen Herrera, 1978-81
- John Kasay, 1991-92

Most Field Goals, 50 or More Yards, Season

- 5 Norm Johnson, 1986
- 2 John Kasay, 1991
- 1 By 8 Players
- (Last: Norm Johnson, 1990)

Most Field Goals, 50 or More Yards, Game

- 2 Norm Johnson, vs. L.A. Raiders 12/8/86
- 2 John Kasay, vs. San Diego 10/23/91
- (Ties NFL Record)
- 1 By 11 Players
- (Last: Norm Johnson, vs. Cincinnati 10/1/90)

SAFETIES

Most Safeties, Career

- 1 Dave Brown, 1976-86
- Steve Raible, 1976-81
- Cornell Webster, 1977-80
- Jeff Bryant, 1982-92

Most Safeties, Season

- 1 By 4 Players
- (Last: Jeff Bryant, 1984)

Most Safeties, Game

- 1 By 4 Players
- (Last: Jeff Bryant, vs. Cincinnati 11/18/84)

RUSHING

ATTEMPTS

Most Attempts, Career

- 1,649 Curt Warner, 1983-89
- 1,066 John L. Williams, 1986-92
- 810 Sherman Smith, 1976-82

Most Attempts, Season

- 335 Curt Warner, 1983

- 319 Curt Warner, 1986
- 291 Curt Warner, 1985

Most Attempts, Rookie, Season

- 335 Curt Warner, 1983
- 129 John L. Williams, 1986
- 119 Sherman Smith, 1976

Most Attempts, Game

- 32 Curt Warner, vs. Kansas City 11/27/83 (OT)
- 28 By Curt Warner 4 Times
- (Last: vs. San Diego 12/14/86)

YARDS GAINED

Most Yards Gained, Career

- 6,705 Curt Warner, 1983-89
- 4,208 John L. Williams, 1986-92
- 3,429 Sherman Smith, 1976-82

Most Seasons, 1,000 or More Yards Rushing

- 4 Curt Warner, 1983, 1985, 1986, 1988

Most Yards Gained, Season

- 1,481 Curt Warner, 1986
- 1,449 Curt Warner, 1983
- 1,094 Curt Warner, 1985

Most Yards Gained, Rookie, Season

- 1,449 Curt Warner, 1983
- 538 John L. Williams, 1986
- 537 Sherman Smith, 1976

Most Yards Gained, Game

- 207 Curt Warner, vs. Kansas City 11/27/83 (OT)
- 192 Curt Warner, vs. Denver 12/20/86
- 169 Curt Warner, vs. San Diego 9/15/85

Most Games, 100 or More Yards Rushing, Career

- 23 Curt Warner, 1983-89
- 5 John L. Williams, 1986-91
- 3 David Sims, 1977-79
- Chris Warren, 1990-92

PRONUNCIATION GUIDE

Brasher	BRAY-zure
Brilz	BRILLS
Dedrick	DEAD-rick
DeHoog	da-HOGE
Gardere	gar-DARE
Fease	FEE-zel
Frerotte	fur-OTT
Flesch	FLESH
Kasay	CASEY
Keim	KIME
Lustyk	LUST-ick
McCloughan	mick-CLEW-in
McGwire	MA-guire
Millard	mill-ARD
Mirer	MIRE
Spitulski	spit-TULL-ski
Tofflemire	TOFFLE-mire
Natu Tuatagaloa	na-TOO TOO-a-tag-a-low-ah
Tuten	TOOT-n
Velicer	VELL-i-cer

Most Games, 100 or More Yards Rushing, Season

- 7 Curt Warner, 1986
- 6 Curt Warner, 1983
- 3 By 6 Players
(Last: Chris Warren, 1992)

Most Consecutive Games, 100 or More Yards, Rushing

- 2 Curt Warner, 1983 (twice)
- Curt Warner, 1986

Most Games, 2 or More Players with 100 or More Yards Rushing

- vs. L.A. Raiders 11/28/88
(Curt Warner 130, and John L. Williams 106)
- vs. Denver 12/11/88
(Curt Warner 126 and John L. Williams 109)

Longest Run From Scrimmage

- 67 Sherman Smith, vs. Chicago 11/5/78
Al Hunter, vs. Cleveland 11/11/79
- 60 Curt Warner, vs. Kansas City 9/4/83 (1st career attempt)
Curt Warner, vs. Denver 12/20/86 (TD)

AVERAGE GAIN

Highest Average Gain, Career (100 or More Attempts)

- 4.87 Jim Zorn, 1976-84
(307-1,494)
- 4.23 Sherman Smith, 1976-82
(810-3,429)
- 4.17 Randall Morris, 1984-88
(156-651)

Highest Average Gain, Season (100 or More Attempts)

- 4.87 Sherman Smith, 1978
(165-805)
- 4.68 Sherman Smith, 1977
(163-763)
- 4.64 Curt Warner, 1986
(319-1,481)

Highest Average Gain, Game (10 or More Attempts)

- 8.86 Sherman Smith, vs. Atlanta 11/7/76 (14-124)
- 8.64 Lawrence McCutcheon, vs. Dallas 11/27/80 (11-95)
- 8.07 Eric Lane, vs. Minnesota 9/30/84 (14-113)

TOUCHDOWNS

Most Touchdowns, Career

- 55 Curt Warner, 1983-89
- 28 Sherman Smith, 1976-82
- 19 David Sims, 1977-79
Derrick Fenner, 1989-91

Most Touchdowns, Season

- 14 David Sims, 1978
Derrick Fenner, 1990
- 13 Curt Warner, 1983
Curt Warner, 1986

Most Touchdowns, Rookie, Season

- 13 Curt Warner, 1983
- 5 David Sims, 1977

- 4 Sherman Smith, 1976
Jim Zorn, 1976

Most Touchdowns, Game

- 4 Curt Warner, vs. Denver 12/11/88
- 3 By 7 Players
(Last: Derrick Fenner, vs. Denver 9/23/90 [OT])

Most Consecutive Games Rushing for Touchdown

- 5 Curt Warner, 1983
- 4 David Sims, 1978
Derrick Fenner, 1990

PASSING

PASS RATING

Highest Pass Rating, Career (Minimum 1,000 Attempts)

- 82.3 Dave Krieg, 1980-91
- 67.8 Jim Zorn, 1976-84

Highest Pass Rating, Season (Minimum 160 Attempts)

- 95.0 Dave Krieg, 1983
- 94.6 Dave Krieg, 1988
- 91.0 Dave Krieg, 1986

Highest Pass Rating, Rookie, Season (Qualifiers)

- 49.5 Jim Zorn, 1976

ATTEMPTS

Most Passes Attempted, Career

- 3,576 Dave Krieg, 1980-91
- 2,992 Jim Zorn, 1976-84
- 437 Kelly Stouffer, 1988-92

Most Passes Attempted, Season

- 532 Dave Krieg, 1985
- 505 Jim Zorn, 1979
- 499 Dave Krieg, 1989

Most Passes Attempted, Rookie, Season

- 436 Jim Zorn, 1976
- 173 Kelly Stouffer, 1988
- 40 Gale Gilbert, 1985

Most Passes Attempted, Game

- 51 Dave Krieg, vs. Atlanta 10/13/85
- 50 Dave Krieg, vs. Denver 12/15/84
Jeff Kemp, at Denver 9/15/91

COMPLETIONS

Most Passes Completed, Career

- 2,096 Dave Krieg, 1980-91
- 1,593 Jim Zorn, 1976-84
- 255 Kelly Stouffer, 1988-92

Most Passes Completed, Season

- 286 Dave Krieg, 1989
- 285 Jim Zorn, 1979
Dave Krieg, 1985

Most Passes Completed, Rookie, Season

- 208 Jim Zorn, 1976
- 98 Kelly Stouffer, 1988
- 19 Gale Gilbert, 1985

Most Passes Completed, Game

- 33 Dave Krieg, vs. Atlanta 10/13/85
- 31 Jim Zorn, vs. Kansas City

9/27/81
Dave Krieg, vs. Denver
11/20/83

Most Consecutive Passes Completed

- 15 Jim Zorn, vs. Cleveland
10/12/80
- 14 Jim Zorn, vs. N.Y. Jets
11/26/79
Dave Krieg, vs. L.A.
Raiders 9/16/90

**COMPLETION PERCENTAGE
Highest Completion Percentage,
Career (100 Attempts)**

- 58.61 Dave Krieg, 1980-91
(3,576-2,096)
- 53.15 Jim Zorn, 1976-84
(2,997-1,593)
- 52.59 Gale Gilbert, 1985-86
(116-61)

**Highest Completion Percentage,
Season (Qualifiers)**

- 65.61 Dave Krieg, 1991 (285-187)
- 60.54 Dave Krieg, 1987 (294-178)
- 60.49 Dave Krieg, 1983 (243-147)

**Highest Completion Percentage,
Rookie, Season (Qualifiers)**

- 47.38 Jim Zorn, 1976 (439-208)

**Highest Completion Percentage,
Game (20 Attempts)**

- 86.36 Dave Krieg, vs. Denver
12/11/88 (22-19)
- 80.65 Dave Krieg, vs. Pittsburgh
10/20/91 (31-25)
- 79.31 Jim Zorn, vs. Cleveland
10/12/80 (29-23)
Dave Krieg, vs. San Diego
10/29/84 (29-23)

YARDS GAINED

Most Yards Gained, Career

- 26,132 Dave Krieg, 1980-91
- 20,122 Jim Zorn, 1976-84
- 2,333 Kelly Stouffer, 1988-92

**Most Seasons, 3,000 or More
Yards Passing**

- 4 Dave Krieg, 1984, 1985,
1989, 1990
- 3 Jim Zorn, 1978-80

**Most Consecutive Seasons,
3,000 or More Yards Passing**

- 3 Jim Zorn, 1978-80
- 2 Dave Krieg, 1984-85
Dave Krieg, 1989-90

Most Yards Gained, Season

- 3,671 Dave Krieg, 1984
- 3,661 Jim Zorn, 1979
- 3,602 Dave Krieg, 1985

**Most Yards Gained, Rookie,
Season**

- 2,571 Jim Zorn, 1976
- 1,106 Kelly Stouffer, 1988
- 218 Gale Gilbert, 1985

Most Yards Gained, Game

- 418 Dave Krieg, vs. Denver

11/20/83

410 Dave Krieg, vs. L.A.
Raiders 12/18/88

406 Dave Krieg, vs. Denver
11/25/84

**Most Games, 400 or More Yards
Passing, Career**

- 4 Dave Krieg, 1980-91

**Most Games, 300 or More Yards
Passing, Career**

- 11 Dave Krieg, 1980-91
- 9 Jim Zorn, 1976-84
- 2 Jeff Kemp, 1987-91

**Most Games, 300 or More Yards
Passing, Season**

- 3 Jim Zorn, 1979
Dave Krieg, 1984
- 2 By 3 Players
(Last: Dave Krieg, 1985)

**Most Consecutive Games, 300 or
More Yards Passing, Season**

- 2 Jim Zorn, 1979
Jim Zorn, 1981

Longest Pass Completion

- 82 Jim Zorn (to David Sims)
vs. Cincinnati 9/25/77
(TD)
- 80 3 Times
(Last: Jim Zorn (to Dan
Doornink) vs. San Diego
11/16/81 [TD])

AVERAGE GAIN

**Highest Average Gain, Career
(1,000 Attempts)**

- 7.31 Dave Krieg, 1980-91
(3,576-26,132)
- 6.73 Jim Zorn, 1976-84
(2,992-20,122)

**Highest Average Gain, Season
(Qualifiers)**

- 8.80 Dave Krieg, 1983
(243-2,139)
- 7.79 Dave Krieg, 1986
(375-2,921)
- 7.65 Dave Krieg, 1984
(480-3,761)

**Highest Average Gain, Rookie,
Season (Qualifiers)**

- 5.85 Jim Zorn, 1976 (439-2,571)

**Highest Average Gain, Game (20
Attempts)**

- 14.52 Dave Krieg, vs. San Diego
12/14/86 (21-305)
- 13.30 Dave Krieg, vs. Kansas
City 11/11/90 (23-306)
- 12.87 Jim Zorn, vs. Buffalo
10/30/77 (23-296)

TOUCHDOWNS

Most Touchdown Passes, Career

- 195 Dave Krieg, 1980-91
- 107 Jim Zorn, 1976-84
- 9 Jeff Kemp, 1987-91

**Most Touchdown Passes,
Season**

- 32 Dave Krieg, 1984
- 27 Dave Krieg, 1985
- 23 Dave Krieg, 1987

Most Touchdown Passes, Game

- 5 Dave Krieg, vs. Detroit
12/2/84
- Dave Krieg, vs. San Diego
9/15/85
- Dave Krieg, vs. L.A.
Raiders 12/18/88

Most Games, 5 or More TD Passes, Career

- 3 Dave Krieg, 1980-91

Most Games, 4 or More TD Passes, Career

- 7 Dave Krieg, 1980-91
- 4 Jim Zorn, 1976-84
- 1 Steve Myer 1976-79
- Jeff Kemp, 1987-91

Most Games, 5 or More TD Passes, Season

- 1 Dave Krieg, 1984
- Dave Krieg, 1985
- Dave Krieg, 1988

Most Games, 4 or More TD Passes, Season

- 2 Jim Zorn, 1977
- Dave Krieg, 1985
- Dave Krieg, 1988

Most Consecutive Games, 4 or More TD Passes

- 1 12 Times
- (Last: Dave Krieg, vs.
L.A. Raiders 12/18/88)

Most Consecutive Games, Touchdown Passes

- 28 Dave Krieg, 1983-85
(3rd in NFL History)
- 10 By 3 Players
- (Last: Dave Krieg,
1988-89)

HIGHEST PERCENTAGE, TOUCHDOWN PASSES**Highest %, TD Passes, Career (100 Attempts)**

- 5.45 Dave Krieg, 1980-91
(3,576-195)
- 3.75 Steve Myer, 1976-79
(160-6)
- 3.58 Jim Zorn, 1976-84
(2,992-107)

Highest %, TD Passes Season (Qualifiers)

- 7.89 Dave Krieg, 1988 (228-18)
- 7.82 Dave Krieg, 1987 (294-23)
- 7.41 Dave Krieg, 1983 (243-18)

Highest %, TD Passes, Rookie, Season (Qualifiers)

- 2.73 Jim Zorn, 1976 (439-12)

HAD INTERCEPTED**Most Consecutive Passes Attempted, None Intercepted**

- 153 Jim Zorn, 1979
- 137 Dave Krieg, 1988

Most Passes Had Intercepted, Career

- 148 Dave Krieg, 1980-91
- 133 Jim Zorn, 1976-84
- 19 Kelly Stouffer, 1988-92

Most Passes Had Intercepted, Season

- 27 Jim Zorn, 1976
- 24 Dave Krieg, 1984
- 20 By 5 Players
- (Last: Dave Krieg, 1990)

Most Passes Had Intercepted, Game

- 6 Jim Zorn, vs. Detroit
10/24/76
- 5 Jim Zorn, vs. Kansas City
11/9/80
- Dave Krieg, vs. Kansas
City 12/9/84

Most Attempts, No Interceptions, Game

- 47 Jim Zorn, vs. Kansas City
9/27/81
- 44 Dave Krieg, vs. Denver
11/25/84
- 37 By 2 Players
- (Last: Jim Zorn, vs. N.Y.
Giants 12/7/80)

LOWEST PERCENTAGE, PASSES HAD INTERCEPTED**Lowest %, Passes Had Intercepted, Career (100 Attempts)**

- 4.14 Dave Krieg, 1980-91
(3,576-148)
- 4.31 Gale Gilbert, 1985-86
(116-5)
- 4.31 Stan Gelbaugh, 1992
(255-11)

Lowest %, Passes Had Intercepted, Season (Qualifiers)

- 2.27 Jim Zorn, 1981 (397-9)
- 2.93 Dave Krieg, 1986 (375-11)
- 3.41 Jim Zorn, 1983 (205-7)

Lowest %, Passes Had Intercepted, Rookie Season, (Qualifiers)

- 6.15 Jim Zorn, 1976 (439-27)

RECEIVING**Most Pass Receptions, Career**

- 819 Steve Largent, 1976-89
(NFL Record)
- 413 John L. Williams, 1986-92
- 255 Brian Blades, 1988-92

Most Seasons, 70 or More Pass Receptions

- 6 Steve Largent, 1978,
1981, 1983-86
(Ties NFL Record)
- 3 John L. Williams, 1989-90,
1992
- 2 Brian Blades, 1989, 1991

Most Seasons, 50 or More Pass Receptions

- 10 Steve Largent, 1976,
1978-81, 1983-87
(2nd in NFL history)
- 5 John L. Williams, 1988-92
- 2 Brian Blades, 1989, 1991
- Tommy Kane, 1990-91

Most Pass Receptions, Season

- 79 Steve Largent, 1985

- 77 Brian Blades, 1989
- 76 John L. Williams, 1989

Most Pass Receptions, Rookie, Season

- 54 Steve Largent, 1976
- 42 Curt Warner, 1983
- 40 Brian Blades, 1988

Most Pass Receptions, Game

- 15 Steve Largent, vs. Detroit 10/18/87
- 12 By 4 Players
(Last: Brian Blades, vs. New Orleans 9/1/91)

Most Consecutive Games, Pass Receptions

- 177 Steve Largent, 1977-89 (NFL Record) (Current)
- 41 Sherman Smith, 1976-79
- 39 John L. Williams, 1988-91

YARDS GAINED

Most Yards Gained, Career

- 13,089 Steve Largent, 1976-89 (2nd in NFL history)
- 3,701 John L. Williams, 1986-92
- 3,529 Brian Blades, 1988-92

Most Yards Gained, Season

- 1,287 Steve Largent, 1985
- 1,237 Steve Largent, 1979
- 1,224 Steve Largent, 1981

Most Yards, Rookie, Season

- 715 Daryl Turner, 1984
- 705 Steve Largent, 1976
- 682 Brian Blades, 1988

Most Yards Gained, Game

- 261 Steve Largent, vs. Detroit 10/18/87
- 191 Steve Largent, vs. Denver 11/25/84
- 180 John L. Williams, vs. L.A. Raiders 12/18/88

Most Games, 100 or More Yards, Pass Receiving, Career

- 40 Steve Largent, 1976-89
- 11 Brian Blades, 1988-92
- 5 Sam McCullum, 1976-81

Most Games, 100 or More Yards, Pass Receiving, Season

- 6 Steve Largent, 1979
- 5 Steve Largent, 1984
- Brian Blades, 1989

Most Consecutive Games, 100 or More Yards Receiving

- 2 By 6 Players
(Last: Steve Largent, 1985)

Longest Pass Reception

- 82 David Sims (from Jim Zorn) vs. Cincinnati 9/25/77 (TD)
- 80 By 3 Players
(Last: Daryl Turner [from Dave Krieg] vs. Denver 11/25/84 [TD])

AVERAGE PER RECEPTION

Highest Average Per Reception, Career (100 Receptions)

- 18.53 Daryl Turner, 1984-87

(101-1,872)

- 15.98 Steve Largent, 1976-89 (819-13,089)
- 14.69 Sam McCullum, 1976-81 (232-3,409)

Highest Average Per Reception, Season (50 Receptions)

- 18.74 Steve Largent, 1979 (66-1,237)
- 16.45 Steve Largent, 1978 (71-1,168)
- 16.32 Steve Largent, 1981 (75-1,224)

Highest Average Per Reception, Game (5 Receptions)

- 27.80 Steve Largent, vs. Oakland 9/16/79 (5-139)
- 25.71 John L. Williams, vs. L.A. Raiders 12/18/88 (7-180)
- 23.60 By 2 Players
(Last: Byron Franklin, vs. San Diego 10/6/86 [5-118])

TOUCHDOWNS

Most Touchdowns, Career

- 100 Steve Largent, 1976-89 (2nd in NFL history)
- 36 Daryl Turner, 1984-87
- 21 Sam McCullum, 1976-81

Most Touchdowns, Season

- 13 Daryl Turner, 1985
- 12 Steve Largent, 1984
- 11 Steve Largent, 1983

Most Touchdowns, Rookie, Season

- 10 Daryl Turner, 1984
- 8 Brian Blades, 1988
- 4 Steve Largent, 1976

Most Touchdowns, Game

- 4 Daryl Turner, vs. San Diego 9/15/85
- 3 By 3 Players
(Last: Steve Largent, vs. Detroit 10/18/87)

Most Consecutive Games, Touchdowns

- 5 Steve Largent, 1984
- 4 By 3 Players
(Last: Daryl Turner, 1985)

INTERCEPTIONS

Most Interceptions By, Career

- 50 Dave Brown, 1976-86
- 41 John Harris, 1978-85
- 32 Kenny Easley, 1981-87

Most Interceptions By, Season

- 10 John Harris, 1981
- Kenny Easley, 1984
- 8 Dave Brown, 1984

Most Interceptions By, Rookie, Season

- 4 John Harris, 1978
- 3 By 3 Players
(Last: Melvin Jenkins, 1987)

Most Interceptions By, Game

- 3 Kenny Easley, vs. San

Diego 10/29/84
Eugene Robinson, at
Pittsburgh 12/6/92
2 24 Times
(Last: Dwayne Harper,
vs. N.Y. Jets 9/8/91)

**Most Consecutive Games,
Passes Intercepted By**

- 4 John Harris, 1980
Eugene Robinson, 1991
- 3 By 4 Players
(Last: John Harris, 1985)

YARDS RETURNED

Most Yards Returned, Career

- 643 Dave Brown, 1976-86
- 528 Kenny Easley, 1981-87
- 456 Eugene Robinson, 1985-92

Most Yards Returned, Season

- 179 Dave Brown, 1984
- 157 Eddie McMillan, 1977
- 155 Kenny Easley, 1981
John Harris, 1981

Most Yards Returned, Game

- 148 Dave Brown, vs. Kansas
City 11/4/84
- 125 Kenny Easley, vs.
Cleveland 12/20/81
- 91 Sammy Green, vs. San
Francisco 10/7/79

Longest Return

- 91 Sammy Green, vs. San
Francisco 10/7/79 (TD)
- 90 Dave Brown, vs. Kansas
City 11/4/84 (TD)
- 82 Kenny Easley, vs.
Cleveland 12/20/81 (TD)

TOUCHDOWNS

Most Touchdowns, Career

- 5 Dave Brown, 1976-86
- 3 Keith Simpson, 1978-85
Kenny Easley, 1981-87

Most Touchdowns, Season

- 2 By 4 Players
(Last: Keith Simpson,
1984)

Most Touchdowns, Game

- 2 Dave Brown, vs. Kansas
City 11/4/84 (Ties NFL
Record)
- 1 23 Times
(Last: Patrick Hunter, vs.
L.A. Raiders, 10/13/91)

PUNTING

Most Punts, Career

- 299 Jeff West, 1981-85
- 257 Herman Weaver, 1977-80
- 192 Ruben Rodriguez, 1987-89

Most Punts, Season

- 108 Rick Tuten, 1992
(Tied for 3rd in NFL
history)
- 95 Jeff West, 1984
- 80 Rick Engles, 1976

Most Punts, Rookie, Season

- 80 Rick Engles, 1976

- 79 Vince Gamache, 1986
- 47 Ruben Rodriguez, 1987
Jimmy Colquitt, 1985

Most Punts, Game

- 11 Herman Weaver, vs. L.A.
Rams 11/4/79
Vince Gamache, vs.
Kansas City 11/9/86
Rick Tuten, vs.
Philadelphia 12/13/92
(OT)

Longest Punt

- 68 Ruben Rodriguez, vs.
Denver 9/4/88
- 65 Rick Tuten, at San Diego
10/4/92
- 63 Ruben Rodriguez, vs. L.A.
Raiders 11/30/87

AVERAGE YARDAGE

**Highest Average, Punting, Career
(100 Punts)**

- 43.73 Rick Tuten, 1991-92 (157-
6866)
- 40.28 Ruben Rodriguez, 1987-89
(192-7,733)
- 39.62 Herman Weaver, 1977-80
(257-10,182)

**Highest Average, Punting,
Season (Qualifiers)**

- 44.07 Rick Tuten, 1992
(108-4760)
- 42.98 Rick Tuten, 1991
(49-2,106)
- 41.76 Herman Weaver, 1980
(67-2,798)

**Highest Average, Punting,
Rookie, Season (Qualifiers)**

- 40.00 Ruben Rodriguez, 1987
(47-1,880)
- 38.58 Vince Gamache, 1986
(79-3,048)
- 38.34 Rick Engles, 1976
(80-3,067)

**Highest Average Punting, Game
(Minimum 4 Punts)**

- 47.80 Ruben Rodriguez, vs.
Green Bay 11/15/87
(5-239)
- 47.56 Ruben Rodriguez, vs.
Denver 9/4/88 (9-428)
- 47.50 Herman Weaver, vs.
Oakland 9/16/79 (4-190)

**Highest Net Punting Average,
Season**

- 38.74 Rick Tuten, 1992
- 36.90 Rick Tuten, 1991
- 36.80 Ruben Rodriguez, 1988

INSIDE THE 20

Most Punts Inside the 20, Career

- 73 Jeff West, 1980-85
- 49 Herman Weaver, 1977-80
- 48 Ruben Rodriguez, 1987-89

Most Punts Inside the 20, Season

- 29 Rick Tuten, 1992
- 25 Jeff West, 1983
- 24 Jeff West, 1984

Most Punts Inside the 20, Game

- 5 Jeff West, vs. New

England 12/18/83
Rick Tuten, vs. Denver
11/30/92 (OT)

- 4 By 4 Players
(Last: Rick Tuten, at New
England 9/20/92)

TOUCHBACKS

Most Touchbacks, Career

- 28 Jeff West, 1980-85
19 Herman Weaver, 1977-80
17 Ruben Rodriguez, 1987-89

Most Touchbacks, Season

- 10 Jeff West, 1983
8 Ruben Rodriguez, 1989
Rick Donnelly, 1990
Rick Tuten, 1992

Most Touchbacks, Game

- 3 By 4 Players
(Last: Ruben Rodriguez,
vs. San Diego 10/29/89)

HAD BLOCKED

Most Punts Had Blocked, Career

- 6 Herman Weaver, 1977-80
3 Rick Engles, 1976-77
1 Ruben Rodriguez, 1987-89

Most Punts Had Blocked, Season

- 3 Herman Weaver, 1979
2 Herman Weaver, 1980
Rick Engles, 1976

Most Punts Had Blocked, Game

- 2 Herman Weaver vs.
Kansas City 9/30/79
1 By 8 Players
(Last: Ruben Rodriguez,
vs. Philadelphia 9/10/89)

PUNT RETURNS

Most Punt Returns, Career

- 94 Chris Warren, 1990-92
89 Bobby Joe Edmonds,
1986-88
74 Paul Johns, 1981-1984

Most Punt Returns, Season

- 41 Will Lewis, 1980
35 Bobby Joe Edmonds, 1988
34 Rufus Crawford, 1978
Bobby Joe Edmonds, 1986
Chris Warren, 1992

Most Punt Returns, Rookie, Season

- 34 Rufus Crawford, 1978
Bobby Joe Edmonds, 1986
28 Chris Warren, 1990

Most Punt Returns, Game

- 7 Walter Packer, vs. N.Y.
Jets 11/13/77
6 Bobby Joe Edmonds, vs.
L.A. Raiders 12/8/86
5 By 7 Players
(Last: Bobby Joe
Edmonds, vs. New
England 9/21/86)

FAIR CATCHES

Most Fair Catches, Career

- 60 Chris Warren, 1990-92

26 Bobby Joe Edmonds,
1986-88

23 Paul Johns, 1981-84

Most Fair Catches, Season

- 25 Chris Warren, 1992
19 Chris Warren, 1991
16 Chris Warren, 1990

Most Fair Catches, Game

- 5 James Jefferson, vs.
Denver 10/22/89
Chris Warren, vs.
Pittsburgh 10/20/91
Chris Warren, vs. Denver
11/30/92 [OT])

YARDS GAINED

Most Yards Gained, Career

- 1,010 Bobby Joe Edmonds,
1986-88
843 Paul Johns, 1981-84
819 Chris Warren, 1990-92

Most Yards Gained, Season

- 419 Bobby Joe Edmonds, 1986
349 Will Lewis, 1980
340 Bobby Joe Edmonds, 1988

Most Yards Gained, Rookie, Season

- 419 Bobby Joe Edmonds, 1986
439 Will Lewis, 1980
284 Rufus Crawford, 1978

Most Yards Gained, Game

- 103 Bobby Joe Edmonds, vs.
Philadelphia 11/23/86
101 Bobby Joe Edmonds, vs.
Pittsburgh 9/7/86
96 Paul Johns, vs. L.A.
Raiders 10/16/83

Longest Punt Return

- 75 Will Lewis, vs. Denver
11/23/80 (TD)
Paul Johns, vs. L.A.
Raiders 10/16/83 (TD)
Bobby Joe Edmonds, vs.
Philadelphia 11/23/86
(TD)

AVERAGE YARDAGE

Highest Average, Career (Minimum 50 Returns)

- 11.39 Paul Johns, 1981-84
(74-843)
11.35 Bobby Joe Edmonds,
1986-88 (89-1,010)
8.71 Chris Warren, 1990-92
(94-819)

Highest Average, Season (Qualifiers)

- 12.55 Bobby Joe Edmonds, 1987
(20-251)
12.32 Bobby Joe Edmonds, 1986
(34-419)
11.29 Paul Johns, 1983
(28-316)

Highest Average, Rookie, Season (Qualifiers)

- 12.32 Bobby Joe Edmonds, 1986
(34-419)
11.06 Paul Johns, 1981
(16-177)

9.61 Chris Warren, 1990
(28-269)

Highest Average, Game (Minimum 3 Returns)

- 32.00 Paul Johns, vs. L.A.
Raiders 10/16/83 (3-96)
26.33 Paul Johns, vs. New
England 9/16/84 (3-79)
25.75 Bobby Joe Edmonds, vs.
Philadelphia 11/23/86
(4-103)

TOUCHDOWNS

Most Touchdowns, Career

- 2 Paul Johns, 1981-84
1 By 3 Players

Most Touchdowns, Season

- 1 By 5 Players
(Last: Chris Warren,
1991)

Most Touchdowns, Rookie, Season

- 1 Will Lewis, 1980
Bobby Joe Edmonds, 1986

Most Touchdowns, Game

- 1 By 5 Players
(Last: Chris Warren, vs.
Indianapolis 9/29/91)

KICKOFF RETURNS

Most Kickoff Returns, Career

- 101 Bobby Joe Edmonds,
1986-88
86 Chris Warren, 1990-92
82 Randall Morris, 1984-88

Most Kickoff Returns, Season

- 49 Zachary Dixon, 1983
40 Bobby Joe Edmonds, 1988
36 Al Hunter, 1977

Most Kickoff Returns, Game

- 8 Bobby Joe Edmonds, vs.
L.A. Raiders 11/30/87
7 By 3 Players
(Last: David Hughes, vs.
New England 9/16/84)

YARDS GAINED

Most Yards Gained, Career

- 2,228 Bobby Joe Edmonds,
1986-88
1,794 Chris Warren, 1990-92
1,717 Al Hunter, 1977-80

Most Yards Gained, Season

- 1,148 Zachary Dixon, 1983
900 Bobby Joe Edmonds, 1988
819 Rufus Crawford, 1978

Most Yards Gained, Rookie, Season

- 829 Rufus Crawford, 1978
820 Al Hunter, 1977
764 Bobby Joe Edmonds, 1986

Most Yards Gained, Game

- 174 Oliver Ross, vs. Detroit
10/24/76
173 Zachary Dixon, vs. St.
Louis 11/13/83
168 James Jefferson, vs.

Kansas City 10/8/89

Longest Kickoff Return

- 97 James Jefferson, vs.
Kansas City 10/8/89 (TD)
94 Zachary Dixon, vs. St.
Louis 11/13/83 (TD)
71 Chris Warren, vs. Denver
9/23/90

HIGHEST YARDAGE

Highest Average, Career (50 Returns)

- 22.06 Bobby Joe Edmonds,
1986-88
(101-2,228)
22.01 Al Hunter, 1977-80
(78-1,717)
20.86 Chris Warren, 1990-92
(86-1,794)

Highest Average, Season (Qualifiers)

- 24.06 Al Hunter, 1978
(16-385)
23.69 Rufus Crawford, 1978
(35-829)
23.43 Zachary Dixon, 1983
(49-1,148)

Highest Average, Game (Minimum 3 Returns)

- 34.60 Zachary Dixon, vs. St.
Louis 11/13/83 (5-173)
34.33 David Hollis, vs. Kansas
City 12/27/87 (3-103)
34.00 Bobby Joe Edmonds, vs.
Denver 10/26/86 (3-102)

TOUCHDOWNS

Most Touchdowns, Career

- 1 Zachary Dixon, 1983-84
James Jefferson, 1989-92

Most Touchdowns, Season

- 1 Zachary Dixon, 1983
James Jefferson, 1989

Most Touchdowns, Rookie, Season

- 1 James Jefferson, 1989

Most Touchdowns, Game

- 1 Zachary Dixon, vs. St.
Louis 11/13/83
James Jefferson, vs.
Kansas City 10/8/89


COMBINED KICK RETURNS

Most Combined Kick Returns, Career

- 190 Bobby Joe Edmonds,
1986-88 (89-P, 101-K)
180 Chris Warren, 1990-92
(94-P, 86-K)
102 Will Lewis, 1980-81
(57-P, 45-K)

Most Combined Kick Returns, Season

- 75 Bobby Joe Edmonds, 1988
(35-P, 40-K)
69 Rufus Crawford, 1978
(34-P, 35-K)
68 Bobby Joe Edmonds, 1986
(34-P, 34-K)



Most Combined Kick Returns, Game

- 9 Bobby Joe Edmonds, vs. L.A. Raiders 11/30/89 (1-P, 8-K)
- Bobby Joe Edmonds, vs. L.A. Raiders 12/18/88 (3-P, 6-K)
- 8 By 10 Players (Last: David Hollis, vs. Green Bay 11/15/87 [4-P, 4-K])

YARDS GAINED

Most Yards Returned, Career

- 3,238 Bobby Joe Edmonds, 1986-88 (1,010-P, 2,228-K)
- 2,613 Chris Warren, 1990-92 (819-P, 1,794-K)
- 1,717 Al Hunter, 1977-80 (1,717-K)

Most Yards Gained, Season

- 1,240 Bobby Joe Edmonds, 1988 (340-P, 900-K)
- 1,183 Bobby Joe Edmonds, 1986 (419-P, 764-K)
- 1,148 Zachary Dixon, 1983 (1,148-K)

Most Yards Returned, Game

- 188 Bobby Joe Edmonds, vs. L.A. Raiders 12/18/88 (34-P, 154-K)
- 183 Bobby Joe Edmonds, vs. New England 9/21/86 (76-P, 107-K)
- 174 Oliver Ross, vs. Detroit 10/24/76 (174-K)

TOUCHDOWNS

Most Touchdowns, Career

- 2 Paul Johns, 1981-84 (2-P)
- 1 By 5 Players (Last: Chris Warren, 1990-91 [1-P])

Most Touchdowns, Season

- 1 By 7 Players (Last: Chris Warren, 1990-91 [1-P])

Most Touchdowns, Game

- 1 By 7 Players (Last: Chris Warren, vs. Indianapolis 9/29/91 [1-P])

FUMBLES

Most Fumbles, Career

- 108 Dave Krieg, 1980-91
- 49 Jim Zorn, 1976-84
- 38 Curt Warner, 1983-89

Most Fumbles, Season

- 18 Dave Krieg, 1989
- 16 Dave Krieg, 1990
- 12 Jim Zorn, 1980
- Kelly Stouffer, 1992

Most Fumbles, Game

- 6 Dave Krieg, vs. Kansas City 11/5/89
- 5 Dave Krieg, vs. San Diego 11/25/90 (OT)
- 4 Dave Krieg, vs. L.A. Raiders 12/8/86

FUMBLES RECOVERED

Most Fumbles Recovered, Career, Own and Opponents

- 27 Dave Krieg, 1980-91 (27-own)
- 17 Jacob Green, 1980-91 (17-opp)
- 13 By 2 Players

Most Fumbles Recovered, Season, Own and Opponents

- 9 Dave Krieg, 1989 (9-own)
- 5 By 3 Players (Last: Nesby Glasgow, 1989 [5-opp])

Most Fumbles Recovered, Game, Own and Opponents

- 3 Dave Krieg, vs. Chicago 12/20/87 (3-own)
- Dave Krieg, vs. Kansas City 11/5/89 (3-own)
- 2 By 16 Players (Last: Kelly Stouffer, at New England 9/20/92 [2-own])

OWN FUMBLES RECOVERED

Most Own Fumbles Recovered, Career

- 27 Dave Krieg, 1980-91
- 13 Curt Warner, 1983-89
- 12 Jim Zorn, 1976-84

Most Own Fumbles Recovered, Season

- 9 Dave Krieg, 1989
- 5 Curt Warner, 1986
- Dave Krieg, 1987

Most Own Fumbles Recovered, Game

- 3 Dave Krieg, vs. Chicago
12/20/87
- 2 By 8 Players
(Last: Kelly Stouffer, at
New England 9/20/92)

OPPONENTS' FUMBLES RECOVERED

Most Opponents' Fumbles Recovered, Career

- 17 Jacob Green, 1980-91
- 11 Dave Brown, 1976-86
- John Harris, 1978-85
- Jeff Bryant, 1982-92

Most Opponents' Fumbles Recovered, Season

- 5 Nesby Glasgow, 1989
- 4 By 11 Players
(Last: Terry Wooden and
Tony Woods, 1991)

Most Opponents' Fumbles Recovered, Game

- 2 By 11 Players
(Last: Terry Wooden, vs.
Denver 9/15/91)

YARDS RETURNING FUMBLES

Longest Fumble Return

- 79 Jacob Green, vs. N.Y. Jets
10/27/85 (TD)
- 62 John Harris, vs. N.Y. Jets
9/11/83
- 54 Cornell Webster, vs.
Houston 10/21/79 (TD)

TOUCHDOWNS

Most Touchdowns, Career (Total)

- 2 Jacob Green, 1980-91
(2-opp)
Shelton Robinson, 1982-85
(2-opp)
- 1 By 6 Players

Most Touchdowns, Season (Total)

- 2 Shelton Robinson, 1983
(2-opp)
- 1 By 8 Players
(Last: Eugene Robinson,
1990 [1-opp])

Most Touchdowns, Career (Opponents' Recovered)

- 2 Jacob Green, 1980-91
Shelton Robinson, 1982-85
- 1 By 6 Players

Most Touchdowns, Season

(Opponents' Recovered)

- 2 Shelton Robinson, 1983
- 1 By 8 Players
(Last: Eugene Robinson,
1990)

Most Touchdowns, Game (Opponents' Recovered)

- 1 By 10 Players
(Last: Eugene Robinson,
vs. Detroit 12/30/90)

COMBINED NET YARDS GAINED

Yards Gained Via Rushing,
Receiving, Interception Return,
Punt Return, Kickoff Return,
and Fumble Return

ATTEMPTS

Most Attempts, Career

- 1,854 Curt Warner, 1983-89
- 1,487 John L. Williams, 1986-92
- 1,038 Sherman Smith, 1976-82

Most Attempts, Season

- 379 Curt Warner, 1983
- 365 Curt Warner, 1986
- 340 Curt Warner, 1985

Most Attempts, Rookie, Season

- 379 Curt Warner, 1983
- 162 Sherman Smith, 1976
- John L. Williams, 1986

Most Attempts, Game

- 34 Curt Warner, vs. San
Diego 9/15/85
- 33 Curt Warner, vs. San
Diego 10/6/85
- 32 By 2 Players
(Last: Curt Warner, vs.
N.Y. Giants 12/11/83)

YARDS GAINED

Most Yards Gained, Career

- 13,396 Steve Largent, 1976-89
- 8,171 Curt Warner, 1983-89
- 7,852 John L. Williams, 1986-92

Most Yards Gained, Season

- 1,925 Chris Warren, 1992
- 1,822 Curt Warner, 1986
- 1,774 Curt Warner, 1983

Most Yards Gained, Rookie, Season

- 1,774 Curt Warner, 1983
- 1,172 Bobby Joe Edmonds, 1986
- 1,157 Rufus Crawford, 1978

Most Yards Gained, Game

- 261 Steve Largent, vs. Detroit
10/18/87
- 239 John L. Williams, vs. L.A.
Raiders 12/18/88
- 221 Curt Warner, vs. Denver
12/20/86

TACKLES

Most Tackles, Career

- 813 Keith Butler, 1978-87
- 718 Jacob Green, 1980-91
- 687 Eugene Robinson, 1985-92

Most Tackles, Season

- 153 Terry Beeson, 1978
- 140 Michael Jackson, 1981
- 136 Michael Jackson, 1980

Most Tackles, Game

- 18 Terry Beeson, vs. Houston
11/2/77
Sammy Green, vs.
Minnesota 10/8/78
- 16 By 7 Players
(Last: Fredd Young, vs.
Detroit 10/18/87)

SACKS**Most Sacks, Career**

- 116.0 Jacob Green, 1980-91
- 62.0 Jeff Bryant, 1982-92
- 44.0 Joe Nash, 1982-92

Most Sacks, Season

- 16.0 Jacob Green, 1983
- 14.5 Jeff Bryant, 1984
- 14.0 Cortez Kennedy, 1992

Most Sacks, Game

- 4.0 Jacob Green, vs. N.Y.
Giants 10/19/86
- 3.5 Jacob Green, vs. L.A.
Raiders 10/16/83
- 3.0 By 12 Players
(Last: Cortez Kennedy,
at New England 9/20/92)

FORCED FUMBLES**Most Forced Fumbles, Career**

- 28 Jacob Green, 1980-91
- 14 Rufus Porter, 1988-92
- 13 Joe Nash, 1982-92
Bruce Scholtz, 1982-88

Most Forced Fumbles, Season

- 7 Jacob Green, 1985
- 6 Jacob Green, 1981
Dave Brown, 1983

Most Forced Fumbles, Game

- 2 By 11 Players
(Last: Darren Comeaux,
vs. L.A. Raiders
10/13/91)

BLOCKED KICKS**Most Blocked Punts, Career**

- 3 Kerry Justin, 1978-83,
1986-87
- 2 By 4 Players

Most Blocked Punts, Season

- 2 By 4 Players
(Last: Kerry Justin, 1986)

Most Blocked Punts, Game

- 1 By 19 Players
(Last: Patrick Hunter, vs.
Pittsburgh 10/20/91)

Most Blocked Field Goals, Career

- 7 Joe Nash, 1982-91

- 2 By 3 Players

Most Blocked Field Goals, Season

- 3 Joe Nash, 1989
- 2 Mike White, 1982
- 2 Joe Nash, 1984

Most Blocked Field Goals, Game

- 1 By 24 Players
(Last: Joe Nash, vs.
Philadelphia 12/13/92
[OT])

Most Blocked Field Goals, Game

- 1 By 23 Players
(Last: Joe Nash, vs.
Kansas City 11/5/89)

Most Blocked PATs, Career

- 3 Mike White, 1981-82
- 2 By 3 Players

Most Blocked PATs, Season

- 2 Mike White, 1981
- 1 By 10 Players
(Last: Jacob Green and
Jeff Bryant, 1989)

Most Blocked PATs, Game

- 1 By 11 Players
(Last: Jeff Bryant, vs.
San Diego 10/15/89)

Most Blocked Kicks (Field Goals and PATs), Career

- 10 Joe Nash, 1982-92
(8 FG, 2 PAT)
- 5 Mike White, 1981-82
(2 FG, 3 PAT)
- 4 By 2 Players

Most Blocked Kicks (Field Goals and PATs), Season

- 3 Mike White, 1982
(2 FG, 1 PAT)
Joe Nash, 1989 (3 FG)
- 2 By 4 Players
(Last: Jeff Bryant and
Joe Nash, 1985)

Most Blocked Kicks (Field Goals and PATs), Game

- 1 By 35 Players
(Last: Joe Nash, vs.
Philadelphia 12/13/92
[FG] [OT])

Longest Return of Blocked Punt

- 32 Jessie Green, vs. N.Y. Jets
10/19/80
- 26 Steve Raible, vs. Green
Bay 10/10/76
- 17 Autry Beamon, vs.
Baltimore 9/18/77

Longest Return of Blocked Field Goal (All TDs Except as Noted)

- 62 Paul Moyer, vs. Cleveland
10/9/88 (no TD)
Vernon Dean, vs. L.A.
Rams 10/23/88
- 56 Byron Walker, vs. L.A.
Raiders 11/3/85

ROSTER ROULETTE

The Seahawks used a franchise record 60 players in 1992, making 45 roster moves during the season. In all, 22 players spent time on injured reserve.

TEAM RECORDS

ATTENDANCE

Largest Single Season Regular Season Home Attendance

494,104 1988 (61,763)
493,657 1984 (61,707)
492,921 1986 (61,615)

Largest Single Game Regular Season Home Attendance

64,411 vs. Denver 12/15/84
64,060 vs. L.A. Raiders 11/3/85
64,001 vs. L.A. Raiders 11/12/84

Largest Single Game Regular Season Road Attendance

81,201 at L.A. Raiders 12/15/85
78,605 at Cleveland 10/9/88
77,904 at L.A. Raiders 10/7/84

GAMES WON

Most Consecutive Games Won (Regular Season)

8 1984
5 1986
4 1983-84

Most Consecutive Games Without Defeat (Regular Season)

8 1984
5 1986
4 1983-84

Most Games Won, Season

12 1984
10 1986
9 5 Times (Last: 1990)

Most Consecutive Games Won, One Season

8 1984
5 1986
3 7 Times (Last: 1990)

Most Consecutive Games Won, Start of Season

3 1986
2 1984, 1985, 1988

Most Consecutive Games Won, End of Season

5 1986
2 5 Times (Last: 1990)

Most Consecutive Home Games Won

8 1983-84
5 1987
1990-91

Most Consecutive Road Games, Won

5 1979-80
4 1984
3 1978, 1989, 1990

Most Shutout Games Won or Tied, Season

3 1984
2 1986
1 3 Times (Last: 1982)

Most Consecutive Shutout

Games Won or Tied, Season

2 1984
1 6 Times (Last: 1986
[Twice])

Most Consecutive Overtime Games Won, Season

2 1990
(Ties NFL Record)
1 2 Times (Last: 1992)

GAMES LOST

Most Consecutive Games Lost

10 1980-81
9 1976-77
8 1992

Most Games Lost, Season

14 1992
12 1976, 1980
10 1981

Most Consecutive Games Lost, One Season

9 1980
8 1992
5 1976 (Twice), 1981

Most Consecutive Games Lost, Start of Season

5 1976
4 1977
3 1990

Most Consecutive Games Lost, End of Season

9 1980
5 1976
4 1992

Most Consecutive Home Games Lost

8 1980
5 1992
4 1976, 1976-77

Most Consecutive Road Games Lost

8 1976-77, 1980-81
6 1992 (Current)
5 1986

Most Shutout Games Lost or Tied, Season

2 1992
1 5 Times (Last: 1990)

Most Consecutive Shutout Games, Lost or Tied, Season

2 1992
1 5 Times (Last: 1990)

Most Consecutive Overtime Games Lost, Season

1 5 Times (Last: 1992)

SCORING

POINTS

Most Points, Season
418 1984

403 1983
378 1979

Fewest Points, Season

127 1982 (9 Games)
140 1992
(NFL Record for 16
game season)
229 1983

Most Points, Game

56 vs. Buffalo 10/30/77
51 vs. Kansas City 11/27/83
(OT)
49 vs. San Diego 9/15/85

Fewest Points, Game

0 8 Times
(Last: vs. L.A. Raiders
10/18/92)

Most Points, Both Teams, Game

99 Seattle (51) vs. Kansas
City (48) 11/27/83 (OT)
84 Seattle (49) vs. San Diego
(35) 9/15/85
80 Seattle (43) at L.A.
Raiders (37) 12/18/88

Fewest Points, Both Teams, Game

14 Seattle (14) vs.
Washington
(0) 9/28/80
16 5 Times
(Last: Seattle [6] at
Denver [10] 12/20/92)

Most Points, Shutout Victory, Game

45 vs. Kansas City 11/4/84
37 vs. L.A. Raiders 12/8/86
33 vs. Cleveland 9/3/84

Fewest Points, Shutout Victory, Game

14 vs. Washington 9/28/80
16 vs. Pittsburgh 11/28/82
17 vs. N.Y. Jets 11/13/77

Most Points Overcome to Win Game

18 vs. Pittsburgh 11/8/81
(Trailed 3-21, Won 24-
21)
14 2 Times
(Last: vs. Kansas City
11/27/83 [OT] [Trailed
14-28, Won 51-48])

Most Points Each Half

1st: 42 vs. Buffalo 10/30/77
34 vs. Kansas City 12/11/77
31 vs. Kansas City 11/4/84
vs. Kansas City 9/11/88
2nd: 37 vs. Kansas City 11/27/83
(OT) (Includes 3 points
in overtime)
35 vs. San Diego 9/15/85
31 vs. L.A. Raiders 10/16/83
vs. New England 9/21/86

Most Points, One Quarter

28 4 Times
(Last: vs. Kansas City
9/11/88 [2nd])

Most Points, Each Quarter

1st: 21 vs. Cincinnati 9/6/81
vs. Detroit 10/18/87
17 vs. Buffalo 10/14/84

2nd: 28 vs. Buffalo 10/30/77
vs. Kansas City 11/4/84
vs. Kansas City 9/11/88

3rd: 28 vs. San Diego 9/15/85
24 vs. Chicago 11/5/78
20 vs. Kansas City 9/20/87
vs. Chicago 12/20/87

4th: 24 vs. New England 9/21/86
21 vs. Detroit 9/24/78
20 vs. New Orleans
11/10/85

OT: 3 4 Times (Last: vs.
Denver 11/30/92)

GAMES

Most Consecutive Games Scoring

112 1982-89
36 1990-92
35 1976-79

TOUCHDOWNS

Most Touchdowns, Season

51 1984
50 1983
46 1979, 1987

Fewest Touchdowns, Season

14 1982 (9 Games)
1992
28 1989

Most Touchdowns, Game

8 vs. Buffalo 10/30/77
7 vs. San Diego 9/15/85
6 5 Times
(Last: vs. Denver
12/11/88)

Most Touchdowns, Both Teams, Game

13 Seattle (6) vs. Kansas
City (7) 11/27/83 (OT)
12 Seattle (7) vs. San Diego
(5) 9/15/85
10 3 Times
(Last: Seattle [4] vs.
Green Bay [6] 10/15/78)

Most Consecutive Games

Scoring Touchdowns

48 1982-85
34 1985-88
30 1977-79

POINTS AFTER TOUCHDOWN

Most Points After Touchdown, Season

50 1984
49 1983
44 1987

Fewest Points After Touchdown, Season

13 1982 (9 Games)
14 1992
26 1976

Most Points After Touchdown, Game

8 vs. Buffalo 10/30/77
7 vs. San Diego 9/15/85
6 5 Times
(Last: vs. Denver
12/11/88)

Most Points After Touchdown, Both Teams, Game
 12 Seattle (6) vs. Kansas City (6) 11/27/83
 10 2 Times
 (Last: Seattle [4] vs. Green Bay [6] 10/15/78)

FIELD GOALS

Most Field Goals Attempted, Season

35 1986
 32 1990
 31 1980, 1991

Fewest Field Goals Attempted, Season

14 1982 (9 Games)
 16 1976
 18 1977

Most Field Goals Attempted, Game

6 vs. Kansas City 9/20/87
 5 3 Times
 (Last: vs. L.A. Raiders 12/18/88)

Most Field Goals Attempted, Both Teams, Game

8 Seattle (5) vs. L.A. Raiders (3) 12/18/88
 7 5 Times
 (Last: Seattle [3] vs. Buffalo [4] 12/4/89)

Most Field Goals, Season

25 1991
 23 1990
 22 1986, 1988

Fewest Field Goals, Season

9 1976, 1977
 10 1982 (9 Games)

Most Field Goals, Game

5 vs. Kansas City 9/20/87
 vs. L.A. Raiders 12/18/88
 4 5 Times
 (Last: vs. Kansas City 10/21/90)

Most Field Goals, Both Teams, Game

8 Seattle (5) vs. L.A. Raiders (3) 12/18/88
 6 3 Times
 (Last: Seattle [4] vs. New Orleans [2] 10/16/88)

Most Consecutive Games Scoring Field Goals

15 1990-91
 10 1978-79
 9 1983-84

SAFETIES

Most Safeties, Season

1 5 Times
 (Last: 1985)

Most Safeties, Game

1 5 Times
 (Last: vs. Atlanta 10/13/85)

Most Safeties, Both Teams, Game

2 Seattle (0) vs. Denver (2) 1/2/83

1 21 Times
 (Last: Seattle [0] at San Diego [1] 12/27/92)

FIRST DOWNS

Most Seasons Leading League

1 1978

Most First Downs, Season

345 1978
 315 1979
 302 1980

Fewest First Downs, Season

159 1982 (9 Games)
 207 1992
 237 1976

Most First Downs, Game

34 vs. San Diego 11/22/87
 33 vs. Kansas City 11/27/83 (OT)
 30 3 Times
 (Last: vs. Denver 12/11/88)

Fewest First Downs, Game

1 vs. L.A. Rams 11/4/79
 2 vs. New England 12/4/88
 6 3 Times
 (Last: at Dallas 10/11/92)

Most First Downs, Rushing, Season

150 1978
 131 1983
 125 1988

Fewest First Downs, Rushing, Season

51 1982 (9 Games)
 75 1976
 76 1992

Most First Downs, Rushing, Game

19 vs. San Diego 11/22/87
 18 vs. Kansas City 11/27/83 (OT)
 16 vs. Denver 12/11/88

Fewest First Downs, Rushing, Game

0 vs. L.A. Rams 11/4/79
 vs. New England 12/4/88
 vs. L.A. Raiders 10/18/92

Most First Downs, Passing, Season

180 1989
 179 1985
 171 1979, 1984

Fewest First Downs, Passing, Season

89 1982 (9 Games)
 114 1992
 116 1977

Most First Downs, Passing, Game

21 vs. Denver 11/20/83
 20 vs. Denver 12/15/84
 18 vs. San Diego 10/29/89

Fewest First Downs, Passing, Game

1 vs. L.A. Rams 11/4/79
 2 4 Times
 (Last: vs. Chicago 9/9/90)

Most First Downs, Penalty, Season

39 1978
27 1987, 1988

Fewest First Downs, Penalty, Season

10 1986
14 1991
16 1983

Most First Downs, Penalty, Game

6 vs. N.Y. Jets 9/17/78
vs. San Diego 11/16/81
5 4 Times
(Last vs. L.A. Raiders
11/3/85)

NET YARDS GAINED RUSHING AND PASSING

Most Plays, Season

1090 1985
1072 1978
1046 1979

Fewest Plays, Season

589 1982 (9 Games)
869 1977
882 1976

Most Plays, Game

85 vs. Kansas City 11/27/83
(OT)
84 vs. Kansas City 9/29/85
vs. San Diego 11/22/87

Fewest Plays, Game

35 vs. L.A. Rams 11/4/79
41 vs. New England 12/4/88
42 vs. Washington 12/23/89

Most Net Yards Gained, Season

5557 1979
5511 1978
5409 1986

Fewest Net Yards Gained, Season

2594 1982 (9 Games)
3374 1992
4062 1976

Most Net Yards Gained, Game

559 vs. Buffalo 10/30/77
536 vs. Denver 12/20/86
531 vs. Kansas City 11/27/83
(OT)

Fewest Net Yards Gained, Game

-7 vs. L.A. Rams 11/4/79
(NFL Record)
62 at Dallas 10/11/92
65 vs. New England 12/4/88

Most Consecutive Games, 400 or More Yards Gained

4 1986
2 4 Times
(Last: 1988)

Most Consecutive Games, 300 or More Yards Gained

7 1978-79
6 1980, 1986

Highest Average Gain, Season

5.38 1986 (1,005-5,409)

5.31 1979 (1,046-5,557)

5.14 1978 (1,082-5,511)

Lowest Average Gain, Season

4.40 1982 (589-2,594
(9 Games)
4.55 1989 (1,010-4,596)
4.61 1976 (882-4,062)

RUSHING

ATTEMPTS**Most Rushing Attempts, Season**

561 1978
546 1983
517 1988

Fewest Rushing Attempts, Season

227 1982 (9 Games)
374 1976
394 1991

Most Rushing Attempts, Game

57 vs. N.Y. Jets 9/11/83
56 vs. San Diego 9/18/83
54 vs. San Diego 11/22/87

Fewest Rushing Attempts, Game

7 vs. L.A. Raiders 11/17/91
9 vs. Washington 12/23/89
12 3 Times
(Last: vs. Atlanta
12/15/91)

YARDS GAINED**Most Yards Gained Rushing, Season**

2394 1978
2119 1986
2119 1983

Fewest Yards Gained Rushing, Season

795 1982 (9 Games)
1392 1989
1413 1976

Most Yards Gained Rushing, Game

298 vs. Denver 12/20/86
280 vs. Kansas City 11/27/83
(OT)
277 vs. San Diego 11/22/87

Fewest Yards Gained Rushing, Game

20 vs. New England 12/4/88
23 vs. L.A. Rams 11/4/79
vs. L.A. Raiders 11/17/91

AVERAGE GAIN**Highest Average Gain, Rushing, Season**

4.48 1986 (513-2,300)
4.27 1978 (561-2,394)
4.26 1977 (461-1,964)

Lowest Average Gain, Rushing, Season

3.32 1984 (495-1,645)
3.44 1989 (405-1,392)
3.50 1982 (227-795)
(9 Games)

TOUCHDOWNS**Most Touchdowns, Rushing, Season**

28 1978

24 1979
19 1983

Fewest Touchdowns, Rushing, Season

4 1982 (9 Games)
1992
5 1989

Most Touchdowns, Rushing, Game

4 6 Times
(Last: vs. Denver
12/11/88)

PASSING

ATTEMPTS

Most Passes Attempted, Season

575 1985
559 1989
523 1979

Fewest Passes Attempted, Season

326 1982 (9 Games)
387 1977
405 1987

Most Passes Attempted, Game

61 vs. Kansas City 9/29/85
51 3 Times
(Last: vs. L.A. Rams
9/23/85)

Fewest Passes Attempted, Game

14 vs. Kansas City 12/11/77
15 vs. Pittsburgh 12/6/87
16 3 Times
(Last: vs. Cincinnati
11/18/84)

Most Passes Attempted, Both Teams, Game

84 Seattle (42) vs. San Diego
(42) 12/14/80
Seattle (46) vs. Kansas
City (38) 12/9/84
83 2 Times
(Last: Seattle [40] vs.
Denver [43] 12/20/85)

Fewest Passes Attempted, Both Teams, Game

30 Seattle (20) vs. New
England (10) 12/4/88
33 Seattle (15) vs. Pittsburgh
(18) 12/6/87
38 Seattle (23) vs. New
England (15) 10/9/77

COMPLETIONS

Most Passes Completed, Season

316 1989
307 1981
304 1985

Fewest Passes Completed, Season

175 1977
176 1982 (9 Games)
229 1976

Most Passes Completed, Game

33 vs. Atlanta 10/13/85
31 vs. Kansas City 9/27/81
vs. Denver 11/20/83

Fewest Passes Completed, Game

2 vs. L.A. Rams 11/4/79

4 vs. L.A. Raiders 10/16/83
5 vs. New England 10/9/77

Most Passes Completed, Both Teams, Game

56 Seattle (22) vs. San Diego
(34) 9/15/85
54 Seattle (25) vs. San Diego
(29) 10/9/83
52 Seattle (25) vs. N.Y. Jets
(27) 11/2/86

Fewest Passes Completed, Both Teams, Game

14 Seattle (5) vs. New
England (9) 10/9/77
Seattle (9) vs. New
England (5) 12/4/88
17 Seattle (10) vs. Cleveland
(7) 12/18/77

YARDS GAINED

Most Net Yards Gained, Passing, Season

3590 1979
3427 1981
3423 1984

Fewest Net Yards Gained, Passing, Season

1778 1992
1799 1982
2328 1977

Most Net Yards Gained, Passing, Game

406 vs. Denver 11/25/84
391 vs. New Orleans 11/18/79
389 vs. L.A. Raiders 12/18/88

Fewest Net Yards, Gained Passing, Game

-30 vs. L.A. Rams 11/4/79
2 vs. L.A. Raiders 10/16/83
24 at Dallas 10/11/92
vs. Philadelphia 12/13/92
(OT)

TIMES SACKED

Most Times Sacked, Season

67 1992
53 1985
51 1980

Fewest Times Sacked, Season

21 1977
23 1979
28 1976

Most Times Sacked, Game

9 vs. Kansas City 11/11/90
8 vs. Cleveland 9/12/82
vs. Dallas 12/4/83
at Denver 12/20/92

COMPLETION PERCENTAGE

Highest Completion Percentage, Season

59.42 1991 (488-290)
59.16 1986 (453-268)
59.15 1990 (448-265)

Lowest Completion Percentage, Season

45.22 1977 (387-175)
47.71 1976 (480-229)
48.32 1992 (476-230)

TOUCHDOWNS

Most Touchdowns, Passing, Season

32 1984
31 1987
28 1985

Fewest Touchdowns, Passing, Season

9 1982 (9 Games)
1992
13 1976

Most Touchdowns, Passing, Game

5 vs. Detroit 12/2/84
vs. San Diego 9/15/85
vs. L.A. Raiders 11/28/88

Most Touchdowns, Passing, Both Teams, Game

10 Seattle (5) vs. San Diego (5) 9/15/85
7 5 Times
(Last: Seattle [3] vs. Phoenix [4] 9/17/89)

PASSES HAD INTERCEPTED

Most Passes Had Intercepted, Season

32 1977
30 1976
26 1984, 1991

Fewest Passes Had Intercepted, Season

13 1982 (9 Games)
14 1986
15 1981

Most Passes Had Intercepted, Game

6 vs. Detroit 10/24/76
vs. Kansas City 12/9/84
5 2 Times
(Last: vs. Kansas City 9/29/85)

PUNTING

Most Punts, Season

108 1992
95 1984
91 1985

Fewest Punts, Season

49 1982 (9 Games)
61 1987
64 1977

Most Punts, Game

11 vs. L.A. Rams 11/4/79
vs. Kansas City 11/9/86
vs. Philadelphia 12/13/92 (OT)

Fewest Punts, Game

1 8 Times
(Last: Detroit 12/30/90)

AVERAGE YARDAGE

Highest Average Distance, Punting, Season

44.07 1992 (108-4,760)
40.83 1988 (70-2,858)
40.63 1990 (67-2,772)

Lowest Average Distance, Punting, Season

36.89 1978 (69-2,543)
37.40 1976 (82-3,067)
37.55 1984 (95-3,567)

HAD BLOCKED

Most Punts Had Blocked, Season

3 1979
2 1980, 1977

Most Punts Had Blocked, Game

2 vs. Kansas City 9/30/79
1 7 Times
(Last: vs. Philadelphia 9/10/89)

Most Consecutive Punts Without A Block

612 1980-88
326 1989-92 (Current)
110 1977-79

INSIDE THE 20

Most Punts Inside the Opponents' 20 Yard Line, Season

29 1992
25 1983
24 1984

Fewest Punts Inside the Opponents' 20 Yard Line, Season

9 1982 (9 Games)
10 1986
11 1977, 1979, 1991

Most Punts Inside the Opponents' 20 Yard Line, Game

5 vs. New England 12/18/83
vs. Denver 11/30/92 (OT)
4 4 Times
(Last: at New England 9/20/92)

FLORES VERSUS 1993 OPPONENTS

(Regular Season Games Only)

Team	W	L	T	Pct
Cincinnati	2	3	0	.400
Cleveland	3	1	0	.750
Denver	10	9	0	.526
Detroit	2	1	0	.667
Houston	3	2	0	.600
Kansas City	9	10	0	.474
L.A. Raiders	0	2	0	.000
New England	2	1	0	.667
Phoenix	1	0	0	1.000
Pittsburgh	2	2	0	.500
San Diego	11	9	0	.550

PUNT RETURNS

Most Punt Returns, Season

53 1985
44 1984
41 1981

Fewest Punt Returns, Season

21 1982 (9 Games)
30 1989
31 1977

Most Punt Returns, Game

7 vs. Tampa Bay 10/17/76
vs. N.Y. Jets 11/13/77
6 3 Times
(Last: vs. L.A. Raiders
12/8/86)

Fewest Punt Returns, Game

0 21 Times
(Last: vs. San Diego
10/27/91)

FAIR CATCHES

Most Fair Catches, Season

27 1992
20 1991
17 1989

Fewest Fair Catches, Season

4 1977
5 1978
6 4 Times
(Last: 1983)

Most Fair Catches, Game

5 4 Times
(Last: vs. Denver
11/30/92 [OT])

YARDS GAINED

Most Yards, Punt Returns, Season

484 1984
483 1985
457 1986

Fewest Yards, Punt Returns, Season

217 1977
228 1982 (9 Games)
246 1976

Most Yards, Punt Returns, Game

103 vs. Philadelphia 11/23/86
101 vs. Pittsburgh 9/7/86
96 vs. L.A. Raiders 10/16/83

Fewest Yards, Punt Returns, Game

-2 vs. Washington 9/19/76
at N.Y. Giants 10/25/92
0 22 Times
(Last: vs. San Diego
11/10/91)

AVERAGE YARDS RETURNING PUNTS

Highest Average, Punt Returns, Season

11.72 1986 (39-457)
11.00 1984 (44-484)
10.86 1982 (21-228) (9 Games)

Lowest Average, Punt Returns, Season

6.31 1976 (39-246)
7.00 1977 (31-217)
7.45 1992 (38-283)

TOUCHDOWNS RETURNING PUNTS

Most Touchdowns, Punt Returns, Season

1 5 Times
(Last: 1991)

Most Touchdowns, Punt Returns, Game

1 5 Times
(Last: vs. Indianapolis
9/29/91)

KICKOFF RETURNS

Most Kickoff Returns, Season

79 1976
73 1977
1980

Fewest Kickoff Returns, Season

29 1982 (9 Games)
50 1990
1992

Most Kickoff Returns, Game

9 vs. New Orleans 11/21/76
vs. Kansas City 11/27/83
(OT)
8 9 Times
(Last: vs. Denver
11/26/89)

Fewest Kickoff Returns, Game

0 vs. Pittsburgh 11/28/82
vs. Denver 11/25/84
at Denver 12/20/92

YARDS GAINED

Most Yards, Kickoff Returns, Season

1605 1976
1575 1983
1510 1978

Fewest Yards, Kickoff Returns, Season

544 1982 (9 Games)
885 1992
985 1990

Most Yards, Kickoff Returns, Game

251 vs. New Orleans 11/21/76
209 vs. Kansas City 11/27/83
(OT)
204 vs. San Diego 12/10/78

Fewest Yards, Kickoff Returns, Game

0 vs. Pittsburgh 11/28/82
vs. Denver 11/25/84
at Denver 12/20/92

AVERAGE YARDAGE

Highest Average, Kickoff Returns, Season

22.54 1978 (67-1,510)
22.18 1983 (71-1,575)
21.81 1988 (62-1,352)

Lowest Average, Kickoff Returns, Season

17.70 1992 (50-885)
18.52 1981 (69-1,278)
18.65 1984 (54-1,007)

TOUCHDOWNS

Most Touchdowns, Kickoff Returns, Season

1 2 Times
(Last: 1989)

Most Touchdowns, Kickoff Returns, Game

1 vs. St. Louis 11/13/83
vs. Kansas City 10/8/89

FUMBLES

Most Fumbles, Season

43 1989
41 1981
38 1980

Fewest Fumbles, Season

21 1982 (9 Games)
24 1984
26 1977, 1991

Most Fumbles, Game

8 vs. Houston 11/20/77
vs. Kansas City 11/5/89
7 vs. Denver 11/20/83

Fewest Fumbles, Game

0 27 Times
(Last: vs. N.Y. Jets
9/8/91)

FUMBLES LOST

Most Fumbles Lost, Season

23 1981
20 1983
19 1978

Fewest Fumbles Lost, Season

11 1982 (9 Games)
13 1977, 1984, 1986

Most Fumbles Lost, Game

5 vs. Green Bay 10/15/78
vs. Denver 12/13/81
4 4 Times
(Last: vs. Kansas City
11/5/89)

Fewest Fumbles Lost, Game

0 77 Times
(Last: vs. San Diego
12/27/92)

FUMBLES RECOVERED

Most Fumbles Recovered, Season, Own and Opponents

44 1983 (16 own, 28 opp)
42 1989 (29 own, 13 opp)
41 1981 (14 own, 27 opp)

Fewest Fumbles Recovered, Season, Own and Opponents

19 1982 (10 own, 9 opp)
(9 Games)
21 1977 (10 own, 11 opp)
1986 (7 own, 14 opp)

Most Fumbles Recovered, Game, Own and Opponents

8 vs. Cleveland 12/20/81
(1 own, 7 opp)
7 vs. Chicago 12/20/87
(4 own, 3 opp)

vs. San Diego 11/25/90
(4 own, 3 opp)

Most Own Fumbles Recovered, Season

29 1989
22 1980
18 1992

Fewest Own Fumbles Recovered, Season

7 1986
8 1984
9 1976, 1991

Most Opponents Fumbles Recovered, Season

28 1983
27 1981
25 1984

Fewest Opponents Fumbles Recovered, Season

9 1982 (9 Games)
11 1977, 1980

Most Opponents Fumbles Recovered, Game

7 vs. Cleveland 12/20/81
5 vs. L.A. Raiders 10/16/83
4 4 Times
(Last: vs. Cleveland
12/8/85)

TOUCHDOWNS

Most Touchdowns, Fumbles Recovered, Season, Own and Opponents

2 1981 (2 opp)
1983 (2 opp)
1 7 Times
(Last: 1992 [1 opp])

Most Touchdowns, Opponents Fumbles Recovered, Season

2 1981, 1983
1 7 Times
(Last: 1992)

Most Touchdowns, Fumbles Recovered, Game, Own and Opponents

1 12 Times
(Last: vs. Philadelphia
12/13/92 [OT] [opp])

TURNOVERS

(Number of times losing the ball on interceptions and fumbles.)

Most Turnovers, Season

48 1976 (30 interceptions, 18 fumbles)
45 1977 (32 interceptions, 13 fumbles)
43 1991 (26 interceptions, 17 fumbles)

Fewest Turnovers, Season

24 1982 (13 interceptions, 11 fumbles) (9 Games)
27 1986 (14 interceptions, 13 fumbles)
34 1988 (20 interceptions, 14 fumbles)

Most Turnovers, Game

8 vs. Detroit 10/24/76



(6 interceptions, 2 fumbles)
 vs. Denver 11/20/83
 (4 interceptions, 4 fumbles)

7 2 Times
 (Last: vs. Kansas City
 9/29/85
 [5 interceptions, 2 fumbles])

Most Turnovers, Both Teams, Game

14 Seattle (4) vs. Cleveland (10) 12/20/81
 11 Seattle (7) vs. Kansas City (4) 9/29/85
 10 7 Times
 (Last: Seattle [5] vs. Green Bay [5] 11/15/87)

Fewest Turnovers, Both Teams, Game

1 8 Times
 (Last: Seattle [0] vs. Denver [1] 12/11/88)

PENALTIES

Fewest Penalties, Season

59 1982 (9 Games)
 76 1977
 79 1987, 1989

Most Penalties, Season

129 1984
 111 1992
 109 1980

Fewest Penalties, Game

0 vs. Pittsburgh 12/6/87
 1 vs. St. Louis 9/12/76
 vs. L.A. Raiders 12/18/88

Most Penalties, Game

17 vs. Green Bay 10/21/84
 15 vs. Tampa Bay 10/17/76
 vs. San Diego 10/9/83

Fewest Penalties, Both Teams, Game

5 Seattle (3) vs. Detroit (2) 12/2/84
 Seattle (5) vs. New Orleans (0) 11/10/85
 Seattle (3) vs. Kansas City (2) 12/1/91

Most Penalties, Both Teams, Game

35 Seattle (15) vs. Tampa Bay (20) 10/17/76
 28 Seattle (17) vs. Green Bay (11) 10/21/84
 24 Seattle (10) vs. L.A. Raiders (14) 11/3/85

YARDS PENALIZED

Fewest Yards Penalized, Season

523 1982 (9 Games)
 666 1977
 668 1987

Most Yards Penalized, Season

1,179 1984
 918 1992
 903 1979

Fewest Yards Penalized, Game

0 vs. Pittsburgh 12/6/87
 vs. L.A. Raiders 12/18/89
 10 vs. Kansas City 11/5/89

Most Yards Penalized, Game

145 vs. Denver 12/8/79
 128 vs. Green Bay 10/21/84
 126 vs. Minnesota 9/30/84

Fewest Yards Penalized, Both Teams, Game

27 Seattle (20) vs. Kansas City (7) 12/1/91
 30 Seattle (20) vs. Detroit (10) 12/2/84
 34 Seattle (10) vs. L.A. Raiders (24) 12/18/88

Most Yards Penalized, Both Teams, Game

310 Seattle (120) vs. Tampa Bay (190) 10/17/76
 273 Seattle (145) vs. Denver (128) 12/8/79
 236 Seattle (45) vs. Philadelphia (191) 12/13/92 (OT)

TIME OF POSSESSION

Highest Average Time of Possession, Season

30:47 1990
 30:46 1984
 30:35 1987

Lowest Average Time of Possession, Season

28:04 1982
 28:38 1988
 29:01 1992

Highest Time of Possession, Game

41:35 vs. San Diego 11/22/87
 40:21 vs. Denver 10/22/89 (OT)
 39:55 vs. Pittsburgh 10/20/91

Lowest Time of Possession, Game

14:28 vs. L.A. Rams 11/4/79
 17:10 vs. San Francisco 9/25/88
 17:58 vs. New England 12/19/82

DEFENSIVE RECORDS

SCORING

Fewest Points Allowed, Season

147 1982 (9 Games)
261 1991
282 1984

Most Points Allowed, Season

429 1976
408 1980
397 1983

Fewest Points Allowed, Game

0 8 Times
(Last: vs. L. A. Raiders
12/8/86)

Most Points Allowed, Game

51 vs. New Orleans 11/21/76
vs. Dallas 11/27/80
48 vs. Kansas City 11/27/83
(OT)

Fewest Touchdowns Allowed, Season

18 1982 (9 Games)
25 1991
32 1990
1992

Most Touchdowns Allowed, Season

53 1976
48 1983
47 1980

Fewest Touchdowns Allowed, Game

0 19 Times
(Last: vs. L.A. Rams
12/22/91)

Most Touchdowns Allowed, Game

7 vs. Dallas 11/27/80
vs. Kansas City 11/27/83
6 4 Times
(Last: vs. Green Bay
10/15/78)

FIRST DOWNS

Fewest First Downs Allowed, Season

167 1982 (9 Games)
247 1992
263 1991

Most First Downs Allowed, Season

371 1981
351 1983
350 1979

Fewest First Downs Allowed, Game

6 vs. San Diego 11/22/87
8 at N.Y. Jets 11/13/77
9 vs. Pittsburgh 9/7/86
vs. Indianapolis 9/29/91

Most First Downs Allowed, Game

32 at San Diego 9/15/85
31 at Chicago 12/20/87
30 at Denver 9/23/90 (OT)

Fewest First Downs Allowed, Rushing, Season

86 1982 (9 Games)
1990
90 1985

Most First Downs Allowed, Rushing, Season

175 1981
166 1976
153 1978

Fewest First Downs Allowed, Rushing, Game

0 at Green Bay 12/9/90
1 4 Times
(Last: vs. Indianapolis
9/29/91)

Most First Downs Allowed, Rushing, Game

19 vs. New Orleans 11/21/76
18 3 Times
(Last: at Kansas City
11/22/81)

Fewest First Downs Allowed, Passing, Season

68 1982 (9 Games)
125 1977
129 1992

Most First Downs Allowed, Passing, Season

195 1983
192 1986
179 1985

Fewest First Downs Allowed, Passing, Game

2 vs. Kansas City 12/17/78
vs. Oakland 11/17/80
3 2 Times
(Last: at New England
12/4/88)

Most First Downs Allowed, Passing, Game

27 at San Diego 9/15/85
20 at Oakland 12/16/79
19 vs. Denver 12/20/85

COACH OF THE YEAR

Seahawks Assistant Head Coach/Defense Tom Catlin was the first assistant coach ever awarded *Sports Illustrated's* NFL Coach of the Year after the 1992 season. Catlin, who's entering into his 34th season as an NFL assistant in 1993, has been Seattle's defensive coordinator since 1983. In that time, his defenses have led the NFL in total takeaways (398) and fumble recoveries (169) and are eighth in interceptions (190).

Fewest First Downs Allowed, Penalty, Season

12 1991
 13 1982 (9 Games)
 16 1987, 1988, 1989

Most First Downs Allowed, Penalty, Season

33 1979
 29 1984
 28 1983

Most First Downs Allowed, Penalty, Game

5 vs. Minnesota 9/30/84
 4 10 Times
 (Last: vs. Denver
 12/23/90)

OFFENSIVE PLAYS

Fewest Opponents' Plays Allowed, Season

600 1982 (9 Games)
 950 1990
 954 1987

Most Opponents' Plays Allowed, Season

1126 1981
 1078 1979
 1075 1983

Fewest Opponents' Plays Allowed, Game

39 vs. San Diego 11/22/87
 41 vs. Pittsburgh 10/20/91
 43 vs. L.A. Raiders 9/16/90

Most Opponents' Plays Allowed, Game

95 vs. L.A. Rams 11/4/79
 vs. Philadelphia 12/13/92
 (OT)
 88 vs. Denver 10/29/78 (OT)

Fewest Opponents' Plays Allowed, Rushing, Season

337 1982 (9 Games)
 413 1990
 435 1991

Most Opponents' Plays Allowed, Rushing, Season

614 1976
 596 1977
 588 1981

Fewest Opponents' Plays Allowed, Rushing, Game

10 vs. Green Bay 12/9/90
 12 vs. San Diego 11/22/87
 13 3 Times
 (Last: vs. Indianapolis
 9/29/91)

Most Opponents' Plays Allowed, Rushing, Game

63 vs. L.A. Rams 11/4/79
 61 vs. Cincinnati 10/11/87
 60 2 Times
 (Last: vs. Pittsburgh
 10/23/83)

Fewest Opponents' Plays Allowed, Passing, Season

253 1982 (9 Games)
 367 1977
 394 1976

Most Opponents' Plays Allowed, Passing, Season

582 1986
 576 1984
 564 1983

Fewest Opponents' Attempts Allowed, Passing, Game

9 at N.Y. Giants 10/25/92
 10 vs. New England 12/4/88
 11 vs. Cincinnati 10/11/87

Most Opponents' Attempts Allowed, Passing, Game

59 vs. Kansas City 9/11/88
 55 vs. Kansas City 11/4/84
 53 2 Times
 (Last: vs. Green Bay
 12/9/90)

NET YARDS ALLOWED RUSHING AND PASSING

Fewest Yards Allowed, Season

2794 1982 (9 Games)
 4583 1992
 4606 1990

Most Yards Allowed, Season

6029 1983
 5940 1981
 5834 1979

Fewest Yards Allowed, Game

120 vs. Cleveland 9/3/84
 124 vs. N.Y. Jets 11/13/77
 137 vs. Indianapolis 9/29/91

Most Net Yards Allowed, Game

580 vs. San Francisco 9/25/88
 557 vs. San Diego 9/15/85
 553 vs. N.Y. Jets 11/2/86

RUSHING

Fewest Yards Allowed, Rushing, Season

1461 1982 (9 Games)
 1606 1990
 1684 1991

Most Yards Allowed Rushing, Season

2881 1976
 2806 1981
 2517 1978

Fewest Yards Allowed, Rushing, Game

13 vs. Green Bay 12/9/90
 17 vs. San Diego 11/22/87
 40 2 Times
 (Last: vs. L.A. Raiders
 12/8/86)

Most Yards Allowed, Rushing, Game

356 vs. L.A. Raiders 11/30/87
 303 vs. L.A. Rams 11/4/79
 281 vs. St. Louis 9/12/76

Fewest Touchdowns Allowed, Rushing, Season

4 1991
 7 1990
 11 1984, 1989

Most Touchdowns Allowed, Rushing, Season

- 23 1979
- 21 1977
- 20 1976, 1978, 1981

Most Touchdowns Allowed, Rushing, Game

- 4 3 Times
(Last: vs. Dallas 11/27/80)

PASSING

Fewest Net Yards Allowed, Passing, Season

- 1333 1982 (9 Games)
- 2333 1977
- 2524 1976

Most Net Yards Allowed, Passing, Season

- 3831 1983
- 3582 1986
- 3459 1979

Fewest Net Yards Allowed, Passing, Game

- 15 vs. Kansas City 9/30/79
- 25 vs. N.Y. Jets 11/13/77
- 35 vs. New England 12/4/88

Most Net Yards Allowed, Passing, Game

- 494 vs. San Diego 9/15/85
- 427 vs. N.Y. Jets 11/2/86
- 386 vs. New England 9/21/86

Fewest Touchdowns Allowed, Passing, Season

- 4 1982 (9 Games)
- 11 1992
- 18 1984, 1991

Most Touchdowns Allowed, Passing, Season

- 33 1983
- 28 1980
- 27 1976

Most Touchdowns Allowed, Passing, Game

- 5 vs. San Diego 9/15/85
vs. San Francisco 9/25/88
- 4 10 Times
(Last: vs. Denver 11/26/89)

SACKS

Most Sacks, Season

- 61 1985
- 55 1984
- 47 1986

Fewest Sacks, Season

- 17 1982 (9 Games)
- 18 1977
- 25 1978

Most Sacks, Game

- 11 vs. L.A. Raiders 12/8/86
- 9 vs. Philadelphia 11/23/86
- 8 2 Times
(Last: vs. New Orleans 11/10/85)

Most Opponents' Yards Lost Attempting to Pass, Season

- 464 1985

- 398 1984
- 351 1983

Fewest Opponents' Yards Lost Attempting to Pass, Season

- 131 1977
- 135 1982 (9 Games)
- 170 1980

Most Opponents Yards Lost Attempting to Pass, Game

- 68 vs. L.A. Raiders 12/8/86
- 65 vs. L.A. Raiders 10/16/83
- 62 vs. Oakland 11/29/81

INTERCEPTIONS

Most Seasons Leading League

- 1 1984

Most Passes Intercepted By, Season

- 38 1984
- 26 1983
- 25 1977

Fewest Passes Intercepted By, Season

- 9 1989
- 12 1990
- 13 1982 (9 Games)

Most Passes Intercepted By, Game

- 6 vs. Kansas City 11/4/84
- 5 vs. Houston 10/5/80
at Pittsburgh 12/6/92

Most Consecutive Games, One or More Interceptions By

- 17 1983-84
- 8 1990-91
- 7 1977-78, 1980

Most Yards, Returning Interceptions, Season

- 697 1984
(Third in NFL history)
- 397 1981
- 356 1977

Fewest Yards Returning Interceptions, Season

- 57 1989
- 95 1980
- 160 1982 (9 Games)

Most Yards Returning Interceptions, Game

- 325 vs. Kansas City 11/4/84
(NFL record)
- 146 vs. Cincinnati 9/25/77
- 125 vs. Cleveland 12/20/81

Most Touchdowns Returning Interceptions, Season

- 7 1982
(Second in NFL History)
- 3 1981, 1985

Most Touchdowns Returning Interceptions, Game

- 4 vs. Kansas City 11/4/84
(NFL Record)
- 2 vs. Chicago 9/23/83
- 1 18 Times
(Last: vs. L.A. Raiders 10/13/91)

Most Touchdowns Returning Interceptions, Both Teams, Game

- 4 Seattle (4) vs. Kansas

City (0) 11/4/84
 (NFL record)
 2 6 Times
 (Last: Seattle [1] vs.
 New Orleans [1] 9/1/91)

PUNTING

Most Opponent Punts, Season

97 1985
 96 1992
 83 1984

Fewest Opponent Punts, Season

50 1982 (9 games)
 54 1977
 55 1981

Most Opponent Punts, Game

11 at Denver 10/25/85 (OT)
 vs. Denver 11/30/92 (OT)
 10 2 Times
 (Last: vs. Philadelphia
 12/13/92 [OT])

Fewest Opponent Punts, Game

0 at Oakland 12/16/79
 1 14 Times
 (Last: vs. Kansas City
 12/1/91)

AVERAGE YARDAGE

Highest Opponent Average Distance, Punting, Season

42.49 1981 (55-2337)
 42.09 1988 (66-2778)
 42.07 1985 (97-4081)

Lowest Opponent Average Distance, Punting, Season

35.0 1976 (65-2275)
 35.9 1977 (54-2507)
 36.2 1990 (77-3225)

Highest Opponent Average Distance, Punting, Game (Min.3 punts)

56.6 at Denver 11/25/84
 (5-283)
 53.0 vs. Pittsburgh 11/8/81
 (3-156)
 50.5 at San Diego 9/18/88
 (4-202)

Lowest Opponent Average Distance, Punting, Game (Min.3 punts)

17.0 vs. Buffalo 10/14/84
 (4-69)
 24.0 vs. San Diego 9/4/78
 (4-72)
 vs. Philadelphia 11/2/80
 (3-72)

HAD BLOCKED

Most Opponent Punts Blocked, Season

4 1984
 1986
 2 1980
 1985

Most Opponent Punts Blocked, Game

2 vs. Buffalo 10/14/84
 at New England 9/21/86
 1 15 Times
 (Last: at Pittsburgh
 10/20/91)

Most Consecutive Opponent Punts Without A Block

258 1987-91
 207 1980-84
 178 1977-79

INSIDE THE 20

Most Opponent Punts Inside the Opponents' 20 Yard Line, Season

23 1992
 22 1985, 1990
 21 1989

Fewest Opponent Punts Inside the Opponents' 20 Yard Line, Season

10 1976
 1982 (9 games)
 11 1977

Most Punts Opponent Inside the Opponents' 20 Yard Line, Game

4 8 Times
 (Last: Jeff Feagles,
 Philadelphia 12/13/92
 [OT])

PUNT RETURNS

Fewest Opponents Punt Returns, Season

19 1982 (9 Games)
 29 1990
 32 1984, 1987

Most Opponents Punt Returns, Season

56 1976
 1992
 47 1985

Fewest Yards Allowed, Punt Returns, Season

69 1982 (9 Games)
 153 1981
 185 1983

ALL-TIME COACHING RECORDS

	W	L	T	Pct	W	L	Pct
*Jack Patera (1976-82)	35	59	0	.372	—	—	—
Mike McCormack (1982)	4	3	0	.571	—	—	—
Chuck Knox (1983-91)	80	63	0	.559	3	4	.429
Tom Flores (1992)	2	14	0	.125	—	—	—
Totals (1976-92).....	121	139	0	.465	3	4	.429

* Patera was fired after two games of the 1982 season and replaced by McCormack.



Most Yards Allowed, Punt Returns, Season

534 1976
476 1980
416 1992

Fewest Yards Allowed, Punt Returns, Game

-12 vs. L.A. Rams 10/23/88
-4 vs. Denver 11/30/92 (OT)
-3 vs. Chicago 12/12/82
12/8/91)

Most Yards Allowed, Punt Returns, Game

100 vs. Kansas City 11/22/92
98 vs. N.Y. Giants 11/19/89
95 vs. N.Y. Jets 11/9/87

Most Seasons Leading League, Lowest Average Allowed, Punt Returns

1 1981, 1983, 1988

Lowest Average Allowed, Punt Returns, Season

3.63 1982 (19-69)(9 Games)
4.64 1981 (33-153)(Led NFL)
5.14 1983 (36-185)(Led NFL)

Highest Average Allowed, Punt Returns, Season

11.33 1980 (42-476)
10.08 1978 (36-363)
9.54 1976 (56-534)

Longest Return Allowed, Game

95 vs. N.Y. Jets 11/9/87 (TD)
86 vs. Kansas City 11/22/92
66 vs. Cincinnati 10/1/90
(TD)

Most Touchdowns Allowed, Punt Returns, Season

2 1990
1 4 Times (Last: 1992)

Most Touchdowns Allowed, Punt Return, Game

1 6 Times
(Last: vs. Kansas City
11/22/92 [86 yards])

KICKOFF RETURNS

Fewest Opponent Kickoff Returns, Season

24 1982 (9 Games)
36 1992
44 1989

Most Opponent Kickoff Returns, Season

70 1979
67 1981, 1984, 1987

Fewest Opponent Kickoff Returns, Game

0 6 Times
(Last: vs. Kansas City
11/22/92)

Most Opponent Kickoff Returns, Game

10 vs. Kansas City 9/20/87
9 3 Times
(Last: vs. San Diego
11/16/81)

Fewest Yards Allowed, Kickoff Returns, Season

361 1982 (9 Games)
686 1992
814 1989

Most Yards Allowed, Kickoff Returns, Season

1379 1987
1328 1978
1240 1977

Fewest Yards Allowed, Kickoff Returns, Game

0 5 Times
(Last: at Dallas 10/11/92)

Most Yards Allowed, Kickoff Returns, Game

230 vs. Kansas City 9/20/87
217 vs. Buffalo 10/30/77
178 2 Times
(Last: vs. L.A. Raiders
11/28/88)

Most Seasons Leading League, Lowest Average Allowed, Kickoff Returns

1 1982, 1983

Lowest Average Allowed, Kickoff Returns, Season

15.04 1982 (24-36)(Led NFL)
(9 Games)
16.14 1983 (59-952)(Led NFL)
16.66 1984 (67-1,116)

Highest Average Allowed, Kickoff Returns, Season

24.80 1977 (50-1,240)
22.63 1976 (46-1,041)
20.58 1987 (67-1,379)

Longest Return Allowed, Game

95 vs. Green Bay 11/15/87
(TD)
vs. L.A. Raiders 11/28/88
92 vs. Kansas City 12/27/87
(TD)

Most Touchdowns Allowed, Kickoff Returns, Season

1 1978, 1987

Most Touchdowns Allowed, Kickoff Returns, Game
 1 2 Times
 (Last: vs. Kansas City 12/27/87 [91 yards])

FUMBLES

Fewest Opponent Fumbles, Season
 18 1982 (9 Games)
 20 1977
 23 1976

Most Opponent Fumbles, Season
 47 1984
 44 1983
 43 1981

Most Opponent Fumbles, Game
 9 vs. Cleveland 12/20/81
 7 3 Times
 (Last: vs. Cincinnati 10/11/87)

TURNOVERS

(Number of times taking ball from opponent on interceptions and fumbles)

Most Seasons Leading League in Most Turnovers
 1 1984

Fewest Opponent Turnovers, Season
 22 1982 (13 interceptions, 9 fumbles)(9 Games)
 1989 (9 interceptions, 13 fumbles)
 28 1976 (15 interceptions, 13 fumbles)

Most Opponent Turnovers,

Season
 63 1984 (38 interceptions, 25 fumbles)
 (Second in NFL History)
 54 1983 (26 interceptions, 28 fumbles)
 48 1981 (21 interceptions, 27 fumbles)

Most Opponent Turnovers, Game
 10 vs. Cleveland 12/20/81
 (3 interceptions, 7 fumbles)
 8 2 Times
 (Last: vs. San Diego 9/9/84 [4 interceptions, 4 fumbles])

TIME OF POSSESSION

Lowest Average Time of Possession Allowed, Season
 29:13 1990
 29:14 1984
 29:25 1987

Highest Average Time of Possession Allowed, Season
 31:56 1982 (9 Games)
 31:22 1988
 30:59 1992

Least Time of Possession Allowed, Game
 18:25 vs. San Diego 11/22/87
 20:05 vs. Pittsburgh 10/20/91
 20:56 vs. San Diego 9/18/83

Most Time of Possession Allowed, Game
 46:47 vs. Philadelphia 12/13/92 (OT)
 45:32 vs. L.A. Rams 11/4/79
 42:50 vs. San Francisco 9/25/88

OPPONENT INDIVIDUAL RECORDS

SCORING

POINTS

Most Points, Game

24 Terdell Middleton, Green Bay, at Milwaukee 10/15/78 (4 TDs)
 Roy Green, at St. Louis 11/13/83 (4 TDs)
 20 Joe Danelo, N.Y. Giants 10/18/81 (6 FGs, 2 PATs)

TOUCHDOWNS

Most Touchdowns, Game

4 Terdell Middleton, Green Bay, at Milwaukee 10/15/78 (4 Rush)

3 Roy Green, at St. Louis 11/13/83 (3 Rec)
 Eric Dickerson, L.A. Rams 9/23/85 (3 Rush)
 Bo Jackson, L.A. Raiders 11/30/87 (2 Rush, 1 Rec)

POINTS AFTER TOUCHDOWN

Most Points After Touchdown Attempted, Game

7 Rafael Septien, at Dallas 11/27/80
 6 5 Times
 (Last: Nick Lowery, Kansas City 11/27/83)

Most Points After Touchdown, Game

7 Rafael Septien, at Dallas 11/27/80

- 6 4 Times
(Last: Chester Marcol,
Green Bay, at Milwaukee
10/15/78 [6 attempts])

**Most Points After Touchdown,
No Misses, Game**

- 7 Rafael Septien, at Dallas
11/27/80

- 6 4 Times
(Last: Chester Marcol,
Green Bay, at Milwaukee
10/15/78)

FIELD GOALS

**Most Field Goals Attempted,
Game**

- 6 Joe Danelo, N.Y. Giants
10/18/81

- 5 5 Times
(Last: Rich Karlis, at
Denver 10/20/85)

Most Field Goals, Game

- 6 Joe Danelo, N.Y. Giants
10/18/81

- 5 Rich Karlis, at Denver
11/20/83

- 4 7 Times
(Last: Rich Karlis, at
Denver 9/13/87)

Most Field Goals, One Quarter

- 3 Rich Karlis, at Denver
11/20/83 (4th)

- 2 34 Times
(Last: John Carney, San
Diego 12/27/92 [2nd])

Longest Field Goal

- 57 Nick Lowery, at Kansas
City 9/14/80
Steve Cox, at Washington
9/28/86

- 55 Fred Steinfort, Denver
12/21/80

Longest Field Goal Attempted

- 61 Ali Haji-Sheikh, at N.Y.
Giants 12/11/83

- 57 Nick Lowery, at Kansas
City 9/14/80
Steve Cox, at Washington
9/28/86

- Kevin Butler, at Chicago
9/9/90

**Most Field Goals, No Misses,
Game**

- 6 Joe Danelo, N.Y. Giants
10/18/81

- 5 Rich Karlis, at Denver
11/20/83

- 4 4 Times
(Last: Rich Karlis, at
Denver 9/13/87)

**Most Field Goals, 50 or More
Yards, Game**

- 2 Fred Steinfort, Denver
12/21/80

- Nick Lowery, at Kansas
City 9/14/80

- 1 14 Times
(Last: Jeff Jaeger, L.A.
Raiders 10/18/92)

SAFETIES

Most Safeties, Game

- 1 19 Times
(Last: Burt Grossman,
San Diego 12/27/92)

RUSHING

ATTEMPTS

Most Attempts, Game

- 39 Earl Campbell, at Houston
10/11/81

- 37 Christian Okoye, at Kansas
City 11/5/89

- 33 Barry Foster, at Pittsburgh
12/6/92

YARDS GAINED

Most Yards Gained, Game

- 221 Bo Jackson, L.A. Raiders
11/30/87

- 186 Earl Campbell, at Houston
10/11/81

- 183 Walter Payton, Chicago
12/5/76

**Most Games, 2 or More Players
with 100 or More Yards Rushing**

- Jim Otis (140) and Terry
Metcalf (113), St. Louis
9/12/76

- Tom Sullivan (121) and
Mike Hogan (104) at
Philadelphia 12/12/76

Longest Run From Scrimmage

- 91 Bo Jackson, L.A. Raiders
11/30/87 (TD)

- 84 Ted McKnight, Kansas City
9/30/79 (TD)

- 73 Chuck Muncie, San Diego
11/16/81 (TD)

AVERAGE GAIN

**Highest Average Gain, Game (10
or More Attempts)**

- 12.28 Bo Jackson, L.A. Raiders
11/30/87 (18-221)

- 12.25 Ted McKnight, Kansas City
9/30/79 (12-147)

- 11.00 Tony Reed, at Kansas City
12/17/78 (11-121)

TOUCHDOWNS

Most Touchdowns, Game

- 4 Terrell Middleton, Green
Bay, at Milwaukee
10/15/78

- Eric Dickerson, L.A. Rams
9/23/85

- Bo Jackson, L.A. Raiders
11/30/87

PASSING

ATTEMPTS

Most Passes Attempted, Game

- 52 Jeff Rutledge, at N.Y.
Giants 12/11/83

- Jay Schroeder, L.A.
Raiders 10/13/91

- 51 Richard Todd, N.Y. Jets
12/6/81

COMPLETIONS

Most Passes Completed, Game

- 31 Steve DeBerg, at San Francisco 10/7/79
- Ken Stabler, at Oakland 12/16/79
- 30 Dan Fouts, at San Diego 10/4/81
- John Elway, at Denver 9/23/90 (OT)

COMPLETION PERCENTAGE

Highest Completion Percentage, Game (Minimum 20 Attempts)

- 83.87 Fran Tarkenton, at Minnesota 11/14/76 (31-26)
- 81.25 Ken O'Brien, N.Y. Jets 11/2/86 (32-26)
- 80.10 Pat Haden, L.A. Rams 11/4/79 (21-17)

YARDS GAINED

Most Yards Gained, Game

- 440 Dan Fouts, at San Diego 9/15/85
- 432 John Elway, Denver 12/20/85
- 431 Ken O'Brien, N.Y. Jets 11/2/86

Longest Pass Completion

- 92 Jim Plunkett, to Marcus Allen, at L.A. Raiders 10/7/84
- 90 Terry Bradshaw, to Mark Malone, Pittsburgh 11/8/81 (TD)
- 83 Ken O'Brien, to Wesley Walker, N.Y. Jets 11/2/86 (TD)

AVERAGE GAIN

Highest Average Gain, Game (20 Attempts)

- 16.26 Marc Wilson, at L.A. Raiders 10/7/84 (19-309)
- 13.47 Ken O'Brien, N.Y. Jets 11/2/86 (32-431)
- 12.42 Gary Hogeboom, Phoenix 9/17/89 (24-298)

TOUCHDOWNS

Most Touchdown Passes, Game

- 4 8 Times
- (Last: John Elway, at Denver 11/26/89)

HAD INTERCEPTED

Most Passes Had Intercepted, Game

- 5 Ken Stabler, at Houston 10/5/80
- 4 8 Times
- (Last: Phil Simms, N.Y. Giants 10/19/86)

Most Attempts, No Interceptions, Game

- 45 Tony Eason, at New England 9/21/86
- 43 John Elway, at Denver 10/20/85 (OT)
- 42 John Elway, Denver 12/20/85
- Boomer Esiason, at Cincinnati 12/10/89

RECEIVING

Most Pass Receptions, Game

- 13 Wes Chandler, at San Diego 9/15/85
- 11 Todd Christensen, L.A. Raiders 10/16/83
- 10 3 Times
- (Last: Clarence Williams, at San Diego 10/4/81)

YARDS GAINED

Most Yards Gained, Game

- 243 Wes Chandler, at San Diego 9/15/85
- 195 Al Toon, N.Y. Jets 11/2/86
- 173 Marcus Allen, at L.A. Raiders 10/7/84

Longest Pass Reception

- 92 Marcus Allen, from Jim Plunkett, at L.A. Raiders 10/7/84
- 90 Mark Malone, from Terry Bradshaw, Pittsburgh 11/8/81 (TD)
- 83 Wesley Walker, from Ken O'Brien, N.Y. Jets 11/2/86 (TD)

Most Games, 2 or More Players with 100 or More Yards Receiving

- 4 Times
- (Last: Roy Green (166) and J.T. Smith, Phoenix (103) 9/17/89)

AVERAGE PER RECEPTION

Highest Average Per Reception, Game (5 Receptions)

- 34.60 Marcus Allen, at L.A. Raiders 10/7/84 (4-173)
- 32.40 James Lofton, Green Bay, at Milwaukee 10/21/84 (5-162)
- 27.17 Jerry Rice, San Francisco 9/25/88 (6-163)

TOUCHDOWNS

Most Touchdowns, Game

- 4 Roy Green, at St. Louis 11/13/83
- 3 4 Times
- (Last: Roy Green, Phoenix 9/17/89)

INTERCEPTIONS

Most Interceptions By, Game

- 4 Deron Cherry, at Kansas City 9/29/85 (Ties NFL Record)
- 3 Tony Greene, Buffalo 10/30/77
- Steve Wilson, at Denver 11/20/83

YARDS RETURNED

Most Yards Returned, Game

- 115 Fred Marion, New England 11/17/85
- 102 Gary Barbaro, at Kansas City 12/11/77 (T2nd in NFL history)
- 93 Levi Johnson, Detroit 10/24/76

Longest Return

- 102 Gary Barbaro, at Kansas City 12/11/77
- 83 Fred Marion, New England 11/17/85
- 82 Carlton Williamson, at San Francisco 11/25/85

TOUCHDOWNS

Most Touchdowns, Game

- 1 28 Times
(Last: Darren Carrington
San Diego 12/27/92)

PUNTING

Most Punts, Game

- 11 Chris Norman, at Denver 10/20/85 (OT)
Ruben Rodriguez, Denver 11/30/92 (OT)
- 10 Jeff Gossett, L.A. Raiders 10/18/92
Jeff Feagles, Philadelphia 12/13/92 (OT)

Longest Punt

- 67 David Lee, Baltimore 11/12/78
Brian Hansen, at New England 10/7/90
- 65 Rohn Stark, Indianapolis 9/29/91
John Kidd, at San Diego 10/4/92

AVERAGE YARDAGE

Highest Average Punting, Game (Minimum 4 Punts)

- 50.50 Ralf Mojsiejenko, at San Diego 9/18/88 (4-202)
- 50.00 Ralf Mojsiejenko, at San Diego 12/14/86 (4-200)
- 48.87 Rohn Stark, Indianapolis 9/29/91 (8-359)

INSIDE THE 20

Most Punts Inside the 20, Game

- 4 8 Times
(Last: Jeff Feagles,
Philadelphia 12/13/92
[OT])

TOUCHBACKS

Most Touchbacks, Game

- 3 George Roberts, at Miami 9/9/79
Max Runager, at San Francisco 11/25/85
- 2 8 Times (Last: Mike Saxon,
at Dallas 10/11/92)

HAD BLOCKED

Most Punts Had Blocked, Game

- 2 John Kidd, Buffalo 10/14/84
Rich Camarillo, at New England 9/21/86
- 1 14 Times
(Last: Dan Stryzinski, at
Pittsburgh 10/20/91)

PUNT RETURNS

Most Punt Returns, Game

- 8 Vai Sihakema,

Philadelphia 12/13/92
(OT)

- 7 Rolland Lawrence, Atlanta 11/7/76
Pete Shaw, at N.Y. Giants 12/11/83

FAIR CATCHES

Most Fair Catches, Game

- 6 Greg Pruitt, at L.A. Raiders 10/7/84
- 5 Greg Pruitt, L.A. Raiders 11/12/84
Emile Harry, at Kansas City 11/9/86

YARDS GAINED

Most Yards Gained, Game

- 100 Dale Carter, Kansas City 11/22/92
- 98 David Meggett, N.Y. Giants 11/19/89
- 95 JoJo Townsell, N.Y. Jets 11/9/87

Longest Punt Return

- 91 JoJo Townsell, N.Y. Jets 11/9/87 (TD)
- 86 Dale Carter, Kansas City 11/22/92 (TD)
- 66 Mitchell Price, Cincinnati 10/1/90 (TD)

AVERAGE YARDAGE

Highest Average, Game (Minimum 3 Returns)

- 32.67 David Meggett, at N.Y. Giants 11/19/89 (3-98)
- 31.67 JoJo Townsell, at N.Y. Jets 11/9/87 (3-95)
- 25.00 Dale Carter, Kansas City 11/22/92 (4-100)

TOUCHDOWNS

- 1 6 Times
(Last: Dale Carter,
Kansas City 11/22/92)

KICKOFF RETURNS

Most Kickoff Returns, Game

- 9 Paul Palmer, at Kansas City 9/20/87
- 8 Keith Moody, Buffalo 10/30/77
- 7 Tim Brown, at L.A. Raiders 12/18/88

YARDS GAINED

Most Yards Gained, Game

- 221 Paul Palmer, at Kansas City 9/20/87
- 185 Keith Moody, Buffalo 10/30/77
- 178 Tim Brown, L.A. Raiders 11/28/88

Longest Kickoff Return

- 95 Steve Odom, Green Bay, at Milwaukee 10/15/78 (TD)
Tim Brown, L.A. Raiders 11/28/88
- 92 Paul Palmer, at Kansas City 12/27/87 (TD)

HIGHEST YARDAGE

Highest Average, Game (Minimum 3 Returns)

- 44.33 Paul Palmer, at Kansas City 12/27/87 (3-133)
- 35.60 Tim Brown, L.A. Raiders 11/28/88 (5-178)
- 33.67 Glen Young, Cleveland 12/8/85 (3-92)

TOUCHDOWNS

Most Touchdowns, Game

- 1 Steve Odom, Green Bay, at Milwaukee 10/15/78
- Paul Palmer, at Kansas City 12/27/87

COMBINED KICK RETURNS

Most Combined Kick Returns, Game

- 11 Vai Sikaheima, Philadelphia 12/13/92 (OT) (8-P, 3-K)
- 10 Rolland Lawrence, Atlanta 11/7/76 (7-P, 3-K)
- 9 3 Times
(Last: Rod Woodson, at Pittsburgh 10/20/91 [4-P, 5-K])

YARDS GAINED

Most Yards Returned, Game

- 221 Paul Palmer, Kansas City 9/20/87 (221-K)
- 189 Tim Brown, L.A. Raiders 11/28/88 (11-P, 178-K)
- 185 Keith Moody, Buffalo 10/30/77 (185-K)

TOUCHDOWNS

Most Touchdowns, Game

- 1 9 Times
(Last: Dale Carter, Kansas City 11/22/92) (Punt)

COMBINED NET YARDS GAINED

Yards Gained Via Rushing, Receiving, Interception Return, Punt Return, Kickoff Return, and Fumble Return

ATTEMPTS

Most Attempts, Game

- 42 Earl Campbell, at Houston 10/11/81
- 39 Barry Foster, at Pittsburgh 12/6/92

- 37 Ottis Anderson, at St. Louis 11/13/83

YARDS GAINED

Most Yards Gained, Game

- 306 Tim Brown, L.A. Raiders 11/28/88
- 290 Lionel James, at San Diego 9/15/85
- 243 Wes Chandler, at San Diego 9/15/85

TACKLES

Most Tackles, Game

- 19 Randy Gradishar, Denver 10/29/78
- 16 5 Times
(Last: Dino Hackett, at Kansas City 9/20/87)

SACKS

Most Sacks, Game

- 7.0 Derrick Thomas, at Kansas City 11/11/90 (NFL record)
- 4.0 Barney Chavous, at Denver 12/21/80
- Anthony Smith, L.A. Raiders 10/18/92

FUMBLES

Most Fumbles, Game

- 5 Dave Walter, Cincinnati 10/11/87
- 4 3 Times
(Last: Paul McDonald, Cleveland 12/20/81)

Most Own Fumbles Recovered, Game

- 2 11 Times
(Last: Harold Green, Cincinnati 10/1/90)

Most Opponents' Fumbles Recovered, Game

- 2 7 Times
(Last: Deron Cherry, at Kansas City 11/9/86)

Longest Fumble Return

- 75 Ray Bentley, Cincinnati 9/6/92 (TD)
- 46 Lucius Sanford, Buffalo 10/14/84 (TD)
- 45 Brent Williams, at New England 10/7/90 (TD)

TOUCHDOWNS

Most Touchdowns, Game (Opponents' Recovered)

- 1 14 Times
(Last: Vernandus Vinson, Cincinnati 9/6/92 [TD])

BRONZE MEDALIST

Seahawks rookie wide receiver Michael Bates captured the Bronze Medal in the 200-meter dash at the 1992 Summer Olympic Games in Barcelona, Spain, August. Bates was timed in 20.38 seconds and finished behind Mike Marsh from the United States and Frank Fredericks from Namibia. Marsh was timed in 20.01 and Fredericks in 20.13. Bates was Seattle's sixth-round 1992 draft choice.

Most Touchdowns, Game (Own Recovered)

- 1 Tim Brown, at L.A. Raiders
12/18/88

FORCED FUMBLES**Most Forced Fumbles, Game**

- 2 12 Times
(Last: Anthony Smith,
L.A. Raiders 10/18/92)

BLOCKED KICKS**Most Blocked Punts, Game**

- 1 7 Times
(Last: Andre Waters, at
Philadelphia 9/1/89)

Most Blocked Field Goals, Game

- 1 9 Times
(Last: Tim Rother, at L.A.
Raiders 10/1/89)

Most Blocked PATs, Game

- 1 7 Times
(Last: Michael Carter, at
San Francisco 11/25/85)

Most Blocked Kicks (Field Goals and PATs), Game

- 1 16 Times
(Last: Tim Rother, at L.A.
Raiders 10/1/89 [FG])

Longest Return of Blocked Punt

- 23 Frank Duncan, San Diego
9/7/80
0 6 Times
(Last: Jessie Small, at
Philadelphia 9/10/89)

Longest Return of Blocked Field Goal

- 58 Dave Waymer, New
Orleans 10/16/88 (TD)
0 6 Times
(Last: Tim Rother, at L.A.
Raiders 10/1/89)

POSTSEASON INDIVIDUAL GAME RECORDS

SCORING**POINTS****Most Points, Game**

- 12 By 2 players
(Last: Steve Largent, at
Houston 1/3/88 (2 TD)
(OT))

TOUCHDOWNS**Most Touchdowns, Game**

- 2 By 2 Players
(Last: Steve Largent, at
Houston 1/3/88 [2-P])
(OT)

POINTS AFTER TOUCHDOWN**Most Points After Touchdown, Game**

- 4 Norm Johnson, vs.
Denver 12/24/83 (4 Att)

FIELD GOALS**Most Field Goals Attempted, Game**

- 3 Norm Johnson, at Miami
12/31/83

Longest Field Goal Attempted (all successful unless otherwise noted)

- 48 Norm Johnson, at Miami
12/31/83 (blocked)

Most Field Goals, Game

- 2 Norm Johnson, 3 Times
(Last: at Houston 1/3/88
[2 Att])

Most Consecutive Field Goals

- 5 Norm Johnson, 1983-84

Longest Field Goal

- 44 Norm Johnson, vs. L.A.
Raiders 12/22/84

RUSHING**ATTEMPTS****Most Attempts, Game**

- 29 Curt Warner, at Miami
12/31/83
Dan Doornink, vs. L.A.
Raiders 12/22/84

YARDS GAINED**Most Yards Gained, Game**

- 126 Dan Doornink, vs. L.A.
Raiders 12/22/84

Longest Run From Scrimmage

- 15 Curt Warner, vs. Denver
12/24/83

TOUCHDOWNS**Most Touchdowns, Game**

- 2 Curt Warner, at Miami
12/31/83

PASSING**ATTEMPTS****Most Passes Attempted, Game**

- 50 Dave Krieg, at Cincinnati
12/31/88

COMPLETIONS**Most Passes Completed, Game**

- 24 Dave Krieg, at Cincinnati
12/31/88

COMPLETION PERCENTAGE

Highest Completion Percentage, Game (15 Completions)

57.1 Dave Krieg, at Miami
12/29/84 (35-20)

YARDS GAINED

Most Yards Gained, Game

297 Dave Krieg, at Cincinnati
12/31/88

Longest Pass Completion

56 Dave Krieg (to Steve Largent) at Miami
12/29/84 (TD)

TOUCHDOWNS

Most Touchdown Passes, Game

3 Dave Krieg, vs. Denver
12/24/83

HAD INTERCEPTED

Most Attempts Without Interception, Game

38 Dave Krieg, at Houston
1/3/88 (OT)

Most Passes Had Intercepted, Game

3 Dave Krieg, at L.A. Raiders
1/8/84

Most Consecutive Passes Without Interception

87 Dave Krieg, 1984, 87-88

PASS RECEIVING

RECEPTIONS

Most Receptions, Game

11 John L. Williams, at Cincinnati
12/31/88

YARDS GAINED

Most Yards Gained, Game

137 John L. Williams, at Cincinnati
12/31/88

Longest Reception

56 Steve Largent, (from Dave Krieg) at Miami
12/29/84 (TD)

TOUCHDOWNS

Most Touchdowns, Game

2 Steve Largent, at Houston
1/3/88 (OT)

INTERCEPTIONS BY

Most Interceptions, Game

2 John Harris, at Miami
12/29/84

YARDS GAINED

Most Yards Gained, Game

45 Kerry Justin, vs. Denver
12/24/83

John Harris, at Miami
12/29/84

Longest Return

45 Kerry Justin, vs. Denver
12/24/83

PUNTING

Most Punts, Game

8 Jeff West, vs. L.A. Raiders
12/22/84

Longest Punt

58 Jeff West, at Miami
12/29/84

AVERAGE YARDAGE

Highest Average, Game (4 Punts)

44.25 Ruben Rodriguez, at Houston
1/3/88 (7-310) (OT)

PUNT RETURNS

Most Punt Returns, Game

5 Kenny Easley, vs. L.A. Raiders
12/22/84

Bobby Joe Edmonds, at Cincinnati
12/31/88

YARDS GAINED

Most Yards Gained, Game

66 Bobby Joe Edmonds, at Houston
1/3/88 (OT)

Longest Return

54 Bobby Joe Edmonds, at Houston
1/3/88 (OT)

KICKOFF RETURNS

Most Kickoff Returns, Game

5 Bobby Joe Edmonds, at Houston
1/3/88 (OT)

YARDS GAINED

Most Yards Gained, Game

109 Bobby Joe Edmonds, at Houston
1/3/88 (OT)



Longest Return

59 Zachary Dixon, at Miami
12/31/83

FUMBLE RECOVERIES

**Most Fumbles Recovered, Game,
Own and Opponents**

2 Jeff Bryant, at L.A.
Raiders 1/8/84 (2-Opp)

TACKLES

Most Tackles, Game

17 Brian Bosworth, at
Houston 1/3/88 (OT)

SACKS

Most Sacks, Game

2.5 Jacob Green, vs. L.A.
Raiders 12/22/84

POSTSEASON TEAM GAME RECORDS

SCORING

Most Points, Game

31 vs. Denver 12/24/83

Fewest Points, Game

10 at Miami 12/29/84

Most Points, Both Teams, Game

47 (27) at Miami (20)
12/31/83

**Fewest Points, Both Teams,
Game**

20 (13) at L.A. Raiders (7)
12/22/84

Largest Margin of Victory, Game

24 (31) vs. Denver (7)
12/24/83

**Most Points Overcome to Win
Game**

6 at Miami 12/31/83
(Trailed 7-13, Won 27-
20)

TOUCHDOWNS

Most Touchdowns, Game

4 vs. Denver 12/24/83

Fewest Touchdowns, Game

1 vs. L.A. Raiders 12/22/84
at Miami 12/29/84

**Most Touchdowns, Both Teams,
Game**

6 Seattle (3) at Miami (3)
12/31/83

**Fewest Touchdowns Both
Teams, Game**

2 Seattle (1) at L.A. Raiders
(1) 12/22/84

FIELD GOALS

Most Field Goals, Game

2 3 Times (Last: at Houston
1/3/88 [OT])

**Most Field Goals Attempted,
Game**

3 at Miami 12/31/83

FIRST DOWNS

Most First Downs, Game

21 at Miami 12/31/83

Fewest First Downs, Game

8 at Miami 12/29/84

**Most First Downs, Both Teams,
Game**

42 Seattle (21) at Miami (21)
12/31/83

RUSHING

**Most First Downs, Rushing,
Game**

12 at Miami 12/31/83
vs. L.A. Raiders 12/22/84

**Fewest First Downs, Rushing,
Game**

1 at Houston 1/3/88 (OT)
at Cincinnati 12/31/88

**Most First Downs, Rushing, Both
Teams, Game**

21 Seattle (12) at Miami (9)
12/31/83

**Fewest First Downs Rushing,
Both Teams, Game**

10 2 Times
(Last: Seattle (1) at
Houston (9) 1/3/88
(OT))

PASSING

**Most First Downs, Passing,
Game**

16 at Cincinnati 12/31/88

**Fewest First Downs, Passing,
Game**

4 vs. L.A. Raiders 12/22/84

IT TAKES A THIEF

Eugene Robinson tied Kenny Easley's 1984 team record by intercepting three passes at Pittsburgh on December 13, 1992. Robinson ended the season with seven to rank tied for second in the AFC. It was the most interceptions by a Seattle player since John Harris' had seven in 1985.

Most First Downs, Passing, Both Teams, Game

28 Seattle (10) at Houston
(18) 1/3/88 (OT)

PENALTY**Most First Downs, Penalty, Game**

2 at L.A. Raiders 1/8/84
at Cincinnati 12/31/88

YARDS GAINED**Most Net Yards Gained, Game**

334 at Miami 12/31/83

Fewest Net Yards Gained, Game

167 at L.A. Raiders 1/8/84

RUSHING**ATTEMPTS****Most Attempts, Game**

51 vs. L.A. Raiders 12/22/84

Fewest Attempts, Game

11 at Houston 1/3/88 (OT)

YARDS GAINED**Most Yards Gained, Game**

205 vs. L.A. Raiders 12/22/84

Fewest Yards Gained, Game

18 at Cincinnati 12/31/88

AVERAGE GAIN**Highest Average Gain, Game**

4.02 vs. L.A. Raiders 12/22/84
(51-205)

Lowest Average Gain, Game

1.06 at Cincinnati 12/31/88
(17-18)

TOUCHDOWNS**Fewest Touchdowns, Game**

0 4 Times (Last: at Houston
1/3/88 [OT])

Most Touchdowns, Game

2 at Miami 12/31/83

PASSING**ATTEMPTS****Most Attempts, Game**

50 at Cincinnati 12/31/88

Fewest Attempts, Game

10 vs. L.A. Raiders 12/22/84

COMPLETIONS**Most Completions, Game**

24 at Cincinnati 12/31/88

Fewest Completions, Game

4 vs. L.A. Raiders 12/22/84

Highest Completion Percentage, Game (Minimum 20 Attempts)

57.14 at Miami 12/29/83
(20-35)

Lowest Completion Percentage, Game (Minimum 20 Attempts)

41.03 at Houston 1/3/88
(16-39) (OT)

NET YARDS GAINED**Most Yards Gained, Game**

276 at Cincinnati 12/31/88

Fewest Yards Gained, Game

46 vs. L.A. Raiders 12/22/84

TIMES SACKED**Most Times Sacked, Game**

4 at L.A. Raiders 1/8/84

Fewest Times Sacked, Game

1 at Miami 12/31/83

TOUCHDOWNS**Most Touchdowns, Game**

3 vs. Denver 12/24/83

Most Touchdowns, Both Teams, Game

4 Seattle (3) vs. Denver (1)
12/24/83
Seattle (1) at Miami (3)
12/29/84

INTERCEPTIONS**Most Interceptions By, Game**

2 5 Times
(Last: at Miami
12/29/84)

YARDS GAINED**Most Yards Gained, Game**

45 vs. Denver 12/24/83
at Miami 12/29/84

Most Yards Gained, Both Teams, Game

61 Seattle (8) at L.A. Raiders
(53) 1/8/84

PUNTING**Most Punts, Game**

8 vs. L.A. Raiders 12/22/84

Fewest Punts, Game

3 vs. Denver 12/24/83

AVERAGE YARDAGE**Highest Average, Punting, Game (4 Punts)**

44.29 at Houston 1/3/88
(7-310) (OT)

Lowest Average, Punting, Game (4 Punts)

32.00 at L.A. Raiders 1/8/84 (5-
160)

PUNT RETURNS**Most Punt Returns, Game**

5 vs. L.A. Raiders 12/22/84
at Cincinnati 12/31/88

Fewest Punt Returns, Game

0 at L.A. Raiders 1/8/84
at Miami 12/31/83

YARDS GAINED**Most Yards Gained, Game**

66 at Houston 1/3/88 (OT)

58 vs. Denver 12/24/83

52 vs. L.A. Raiders 12/22/84

KICKOFF RETURNS**Most Kickoff Returns, Game**

7 at L.A. Raiders 1/8/84

Fewest Kickoff Returns, Game

2 vs. Denver 12/24/83

vs. L.A. Raiders 12/22/84

Most Kickoff Returns, Both Teams, Game

10 2 Times

(Last: Seattle (6) at

Houston (4) 1/3/88
(OT)

(Last: vs. L.A. Raiders
12/22/84 [W])

YARDS GAINED

- Most Yards Gained, Game**
136 at L.A. Raiders 1/8/84
- Fewest Yards Gained, Game**
28 vs. L.A. Raiders 12/22/84
- Most Yards Gained, Both Teams, Game**
234 Seattle (130) at Miami (104) 12/31/83
- Fewest Yards Gained, Both Teams, Game**
66 Seattle (38) at L.A. Raiders (28) 12/22/84

PENALTIES

- Most Penalties, Game**
7 vs. L.A. Raiders 12/22/84
- Fewest Penalties, Game**
2 2 Times
(Last: at L.A. Raiders 1/8/84)

YARDS PENALIZED

- Most Yards Penalized, Game**
55 vs. L.A. Raiders 12/22/84
- Fewest Yards Penalized, Game**
15 at Miami 12/31/83

FUMBLES

- Most Fumbles, Game**
1 5 Times
(Last: at Cincinnati 12/31/88 [D])
- Fewest Fumbles, Game**
0 vs. Denver 12/24/83
at Miami 12/31/83
- Most Fumbles Lost, Game**
1 3 Times (Last: at Cincinnati 12/31/88 [D])
- Fewest Fumbles Lost, Game**
0 4 Times

FUMBLE RECOVERIES

- Most Total Fumbles Recovered, Game**
3 2 Times
(Last: at L.A. Raiders 1/8/84 (2-Opp, 1-Own))
- Most Own Fumbles Recovered, Game**
1 6 Times (Last: at Houston 1/3/88 [OT])

TURNOVERS

- Most Turnovers, Game**
5 at L.A. Raiders 1/8/84 (5-Ints)
- Fewest Turnovers, Game**
0 vs. Denver 12/24/83
vs. L.A. Raiders 12/22/84
- Most Turnovers, Both Teams, Game**
9 Seattle (5) at L.A. Raiders (4) 1/8/84
(7-Ints, 2-Fums)
- Fewest Turnovers, Both Teams, Game**
3 4 Times
(Last: Seattle [1] at Houston [2] 1/3/88 [OT] [1-Int, 2-Fum])

TIME OF POSSESSION

- Most Time of Possession, Game**
47:44 at Houston 1/3/88 (OT)
- Least Time of Possession, Game**
20:21 at Houston 1/3/88 (OT)

CAREER TOP TEN

GAMES PLAYED

Player, Seasons	No
1 Steve Largent, 1976-89	200
2 Jacob Green, 1980-91	178
3 Joe Nash, 1982-92	162
4 Dave Brown, 1976-86	159
Jeff Bryant, 1982-92	159
6 Keith Butler, 1978-87	146
7 Edwin Bailey, 1981-91	139
8 Norm Johnson, 1982-90	134
9 Mike Tice, 81-88, 90-91	130
10 Dave Krieg, 1980-91	129

GAMES STARTED

Player, Seasons	No
1 Steve Largent, 1976-89	197
2 Jacob Green, 1980-91	176
3 Dave Brown, 1976-86	159
4 Jeff Bryant, 1982-92	152

5 Keith Butler, 1978-87	132
6 Joe Nash, 1982-92	127
7 Edwin Bailey, 1981-91	120
8 Dave Krieg, 1980-91	116
9 John Harris, 1978-85	112
10 Eugene Robinson, 1985-92	106

POINTS SCORED

Player, Seasons	No
1 Norm Johnson, 1982-90	810
2 Steve Largent, 1976-89	608
3 Curt Warner, 1983-89	372
4 Efren Herrera, 1978-81	331
5 Sherman Smith, 1976-82	228
6 Daryl Turner, 1984-87	216
7 John L. Williams, 1986-92	174
8 John Kasay, 1991-92	158
9 Dan Doornink, 1979-85	150
10 David Sims, 1977-79	138

TOTAL TOUCHDOWNS

Player, Seasons	No
1 Steve Largent, 1976-89	101
2 Curt Warner, 1983-89	62
3 Sherman Smith, 1976-82	38
4 Daryl Turner, 1984-87	36
5 John L. Williams, 1986-92	29
6 Dan Doornink, 1979-85	25
7 David Sims, 1977-79	23
8 Sam McCullum, 1976-81	21
9 Derrick Fenner, 1989-91	20
10 Brian Blades, 1988-92	19

FIELD GOALS

Player, Seasons	No
1 Norm Johnson, 1982-90	159
2 Efen Herrera, 1978-81	64
3 John Kasay, 1991-92	39
4 John Leypoldt, 1976-77	17
5 Wilson Alvarez, 1981	3
6 Scott Hagler, 1987	2
7 Don Bitterlich, 1976	1

FIELD GOAL ATTEMPTS

Player, Seasons	No
1 Norm Johnson, 1982-90	228
2 Efen Herrera, 1978-81	92
3 John Kasay, 1991-92	53
4 John Leypoldt, 1976-77	30
5 Wilson Alvarez, 1981	7
6 Don Bitterlich, 1976	4
7 Scott Hagler, 1987	2

POINT AFTER TOUCHDOWNS

Player, Seasons	No
1 Norm Johnson, 1982-90	333
2 Efen Herrera, 1978-81	139
3 John Leypoldt, 1976-77	52
4 John Kasay, 1991-92	41
5 Wilson Alvarez, 1981	14
6 Don Bitterlich, 1976	7
7 Scott Hagler, 1987	4
8 Steve Largent, 1976-89	*2

* Ran for PAT

PAT ATTEMPTS

Player, Seasons	No
1 Norm Johnson, 1982-90	338
2 Efen Herrera, 1978-81	148
3 John Leypoldt, 1976-78	59
4 John Kasay, 1991-92	42
5 Wilson Alvarez, 1981	15
6 Don Bitterlich, 1976	7
7 Scott Hagler, 1987	4
8 Steve Largent, 1976-89	*2

*Rushing Attempt

RUSHING ATTEMPTS

Player, Seasons	No
1 Curt Warner, 1983-89	1,649
2 John L. Williams, 1986-92	1,066
3 Sherman Smith, 1976-82	810
4 Dan Doornink, 1979-85	463
5 Derrick Fenner, 1989-91	317
6 Jim Zorn, 1976-84	307
7 David Hughes, 1981-85	294
8 Dave Krieg, 1980-91	294
9 David Sims, 1977-79	293
10 Chris Warren, 1990-92	240

RUSHING YARDS

Player, Seasons	No
1 Curt Warner, 1983-89	6,705

2 John L. Williams, 86-92	4,208
3 Sherman Smith, 1976-82	3,429
4 Dan Doornink, 1979-85	1,530
5 Jim Zorn, 1976-84	1,494
6 David Sims, 1977-79	1,174
7 Derrick Fenner, 1989-91	1,117
8 Dave Krieg, 1980-91	1,090
9 Chris Warren, 1990-92	1,041
10 David Hughes, 1981-85	1,009

RUSHING TOUCHDOWNS

Player, Seasons	No
1 Curt Warner, 1983-89	55
2 Sherman Smith, 1976-82	28
3 Derrick Fenner, 1989-91	19
4 David Sims, 1977-79	19
5 Jim Zorn, 1976-84	17
6 Dan Doornink, 1979-85	14
7 John L. Williams, 1986-92	14
8 Dave Krieg, 1980-91	10
9 Theotis Brown, 1981-83	8
10 Jim Jodat, 1980-81	6

PASSING ATTEMPTS

Player, Seasons	No
1 Dave Krieg, 1980-91	3,576
2 Jim Zorn, 1976-84	2,992
3 Kelly Stouffer, 1988-92	437
4 Stan Gelbaugh, 1992	255
5 Jeff Kemp, 1987-91	249
6 Steve Myer, 1976-79	160
7 Gale Gilbert, 1985-86	116
8 Bruce Mathison, 1987	76
9 Sam Adkins, 1977-82	39
10 Dan McGwire, 1991-92	37
Bill Munson, 1976	37

PASSING YARDS

Player, Seasons	No
1 Dave Krieg, 1980-91	2,096
2 Jim Zorn, 1976-84	1,593
3 Kelly Stouffer, 1988-92	225
4 Jeff Kemp, 1987-91	130
5 Stan Gelbaugh, 1992	121
6 Steve Myer, 1976-79	83
7 Gale Gilbert, 1985-86	61
8 Bruce Mathison, 1987	36
9 Bill Munson, 1976	20
10 Dan McGwire, 1991-92	17

TOUCHDOWN PASSES

Player, Seasons	No
1 Dave Krieg, 1980-91	195
2 Jim Zorn, 1976-84	107
3 Jeff Kemp, 1987-91	9
4 Kelly Stouffer, 1988-92	7
5 Stan Gelbaugh, 1992	6
6 Steve Myer, 1976-79	6
7 Gale Gilbert, 1985-86	4
8 Bruce Mathison, 1987	3
9 Sam Adkins, 1977-82	2
10 2 players with	1

PASSES HAD INTERCEPTED

Player, Seasons	No
1 Dave Krieg, 1980-91	148
2 Jim Zorn, 1976-84	133
3 Kelly Stouffer, 1988-92	19
4 Jeff Kemp, 1987-91	18
5 Steve Myer, 1976-79	14
6 Stan Gelbaugh, 1992	11
7 Gale Gilbert, 1985-86	5
8 Bruce Mathison, 1987	5
9 Sam Adkins, 1977-82	4
10 Dan McGwire, 1991-92	4

TIMES SACKED

Player, Seasons	No
1 Dave Krieg, 1980-91	341
2 Jim Zorn, 1976-84	200
3 Kelly Stouffer, 1988-92	50
4 Stan Gelbaugh, 1992	34
5 Jeff Kemp, 1987-91	14
6 Sam Adkins, 1977-82	9
Steve Myer, 1976-79	9
8 Dan McGwire, 1991-92	7
9 Bruce Mathison, 1987	6
10 Gale Gilbert, 1985-86	5

QUARTERBACK RATING

(Minimum 100 Attempts)

Player, Seasons	No
1 Dave Krieg, 1980-91	82.3
2 Jim Zorn, 1976-84	67.8
3 Gale Gilbert, 1985-86	64.7
4 Jeff Kemp, 1987-91	56.6
5 Kelly Stouffer, 1988-92	54.5
6 Stan Gelbaugh, 1992	52.9
7 Steve Myer, 1976-79	43.5

PASS RECEPTIONS

Player, Seasons	No
1 Steve Largent, 1976-89	819
2 John L. Williams, 1986-92	413
3 Brian Blades, 1988-92	255
4 Sam McCullum, 1976-81	232
5 Sherman Smith, 1976-82	211
6 Dan Doornink, 1979-85	197
7 Curt Warner, 1983-89	193
8 Paul Skansi, 1984-91	163
9 Tommy Kane, 1988-92	142
10 Daryl Turner, 1984-87	101

RECEIVING YARDS

Player, Seasons	No
1 Steve Largent, 76-89	13,089
2 John L. Williams, 86-92	3,701
3 Brian Blades, 88-92	3,529
4 Sam McCullum, 76-81	3,409
5 Sherman Smith, 76-82	2,342
6 Tommy Kane, 1988-92	2,034
7 Dan Doornink, 1979-85	1,940
8 Paul Skansi, 1984-91	1,911
9 Daryl Turner, 1984-87	1,872
10 Curt Warner, 1983-89	1,467

RECEIVING TOUCHDOWNS

Player, Seasons	No
1 Steve Largent, 1976-89	100
2 Daryl Turner, 1984-87	36
3 Sam McCullum, 1976-81	21
4 Brian Blades, 1988-92	19
5 John L. Williams, 1986-92	15
6 Ray Butler, 1985-88	13
7 Dan Doornink, 1979-85	11
8 Paul Skansi, 1984-91	10
Sherman Smith, 1976-82	10
10 Mike Tice, 1981-88, 1990-91	9

INTERCEPTIONS

Player, Seasons	No
1 Dave Brown, 1976-86	50
2 John Harris, 1978-85	41
3 Kenny Easley, 1981-87	32
4 Eugene Robinson, 1985-92	29
5 Keith Simpson, 1978-85	19
6 Terry Taylor, 1984-88	15
7 Dwayne Harper, 1988-92	12
8 Autry Beamon, 1977-79	11
Paul Moyer, 1983-89	11
10 Keith Butler, 1978-87	8

Cornell Webster, 1977-80 8

RETURN YARDS

Player, Seasons	No
1 Dave Brown, 1976-86	643
2 Kenny Easley, 1981-87	528
3 Eugene Robinson, 85-92	456
4 John Harris, 1978-85	425
5 Keith Simpson, 1978-85	338
6 Dwayne Harper, 1988-92	242
7 Terry Taylor, 1984-88	202
8 Eddie McMillan, 1976-77	157
9 Paul Moyer, 1983-89	136
10 Robert Blackmon, 1990-92	128

RETURN TOUCHDOWNS

Player, Seasons	No
1 Dave Brown, 1976-86	5
2 Kenny Easley, 1981-87	3
Keith Simpson, 1978-85	3
4 Jacob Green, 1980-91	2
John Harris, 1978-85	2
Terry Taylor, 1984-88	2
7 8 tied with	1

PUNTS

Player, Seasons	No
1 Jeff West, 1981-85	299
2 Herman Weaver, 1977-80	257
3 Ruben Rodriguez, 1987-89	192
4 Rick Tuten, 1991-92	157
5 Rick Engles, 1976-77	84
6 Rick Donnelly, 1990-91	80
7 Vince Gamache, 1986	79
8 David Finzer, 1985	68
9 Alex Waits, 1991	14
10 Jimmy Colquitt, 1985	12

PUNTING YARDS

Player, Seasons	No
1 Jeff West, 1981-85	11,511
2 Herman Weaver, 77-80	10,182
3 Ruben Rodriguez, 87-89	7,733
4 Rick Tuten, 1991-92	6,866
5 Rick Donnelly, 1990-91	3,227
6 Rick Engles, 1976-77	3,204
7 Vince Gamache, 1986	3,048
8 David Finzer, 1985	2,766
9 Jimmy Colquitt, 1985	481
10 Alex Waits, 1991	474

HAD BLOCKED

Player, Seasons	No
1 Herman Weaver, 1977-80	5
2 Rick Engles, 1976-77	3
3 Ruben Rodriguez, 1987-89	1

INSIDE THE 20

Player, Seasons	No
1 Jeff West, 1981-85	73
2 Herman Weaver, 1977-80	49
3 Ruben Rodriguez, 1987-89	48
4 Rick Tuten, 1991-92	37
5 Rick Donnelly, 1990-91	19
6 Rick Engles, 1976-77	13
7 David Finzer, 1985	12
8 Vince Gamache, 1986	10
9 Jimmy Colquitt, 1985	3
Efren Herrera, 1978-81	3

TOUCHBACKS

Player, Seasons	No
1 Jeff West, 1981-85	28
2 Herman Weaver, 1977-80	19
3 Ruben Rodriguez, 1987-89	17
4 Rick Tuten, 1991-92	11

5	Rick Donnelly, 1990-91	9
6	Vince Gamache, 1986	7
7	David Finzer, 1985	6
8	Rick Engles, 1976-77	4
9	Jimmy Colquitt, 1985	2
10	Efren Herrera, 1978-81	1

PUNT RETURNS

Player, Seasons	No	
1	Chris Warren, 1990-92	94
2	Bobby Joe Edmonds, 86-88	89
3	Paul Johns, 1981-84	74
4	Will Lewis, 1980-81	57
5	Paul Skansi, 1984-91	53
6	Rufus Crawford, 1978	34
7	Kenny Easley, 1981-87	26
8	David Hollis, 1987-89	24
9	James Jefferson, 1989-92	20
	Walter Packer, 1977	20

FAIR CATCHES

Player, Seasons	No	
1	Chris Warren, 1990-92	60
2	Bobby Joe Edmonds, 86-88	26
3	Paul Johns, 1981-84	23
4	James Jefferson, 1989-92	10
	Will Lewis, 1980-81	10
6	Paul Skansi, 1984-91	9
7	Kenny Easley, 1981-87	7
	David Hollis, 1987-89	7
9	Dave Brown, 1976-86	5
10	3 tied with	4

PUNT RETURN YARDS

Player, Seasons	No	
1	B. J. Edmonds, 86-88	1,010
2	Paul Johns, 1981-84	843
3	Chris Warren, 1990-92	819
4	Paul Skansi, 1984-91	500
5	Will Lewis, 1980-81	449
6	Kenny Easley, 1981-87	302
7	Rufus Crawford, 1978	284
8	David Hollis, 1987-89	197
9	John Harris, 1978-85	179
10	James Jefferson, 1989-92	155

PUNT RETURN TDs

Player, Seasons	No	
1	Paul Johns, 1981-84	2
2	Bobby Joe Edmonds, 86-88	1
	Will Lewis, 1980-81	1
	Chris Warren, 1990-92	1

KICKOFF RETURNS

Player, Seasons	No	
1	B.J. Edmonds, 1986-88	101
2	Chris Warren, 1990-92	86
3	Randall Morris, 1984-88	82
4	Al Hunter, 1977-80	78
5	Zachary Dixon, 1983-84	74
6	Will Lewis, 1980-81	45
7	Derek Loville, 1990-91	36
8	Rufus Crawford, 1978	35
9	David Hollis, 1987-89	32
10	Jeff Moore, 1979-81	31

KICKOFF RETURN YARDS

Player, Seasons	No	
1	B.J. Edmonds, 1986-88	2,228
2	Chris Warren, 1990-92	1,794
3	Al Hunter, 1977-80	1,717
4	Randall Morris, 1984-88	1,621
5	Zachary Dixon, 1983-84	1,594
6	Will Lewis, 1980-81	963
7	Rufus Crawford, 1978	829
8	Derek Loville, 1990-91	771

9	David Hollis, 1987-89	665
10	Oliver Ross, 1976	655

KICKOFF RETURN TDs

Player, Seasons	No	
1	Zachary Dixon, 1983-84	1
	James Jefferson, 1989-92	1

FUMBLES

Player, Seasons	No	
1	Dave Krieg, 1980-91	108
2	Jim Zorn, 1976-84	49
3	Curt Warner, 1983-89	38
4	Sherman Smith, 1976-82	22
5	Kelly Stouffer, 1988-92	20
6	Steve Largent, 1976-89	17
7	John L. Williams, 1986-92	16
8	Dan Doornink, 1979-85	13
	Will Lewis, 1980-81	13
10	David Hughes, 1981-85	12
	David Sims, 1977-79	12

OPPONENT FUMBLE RECOVERIES

Player, Seasons	No	
1	Jacob Green, 1980-91	17
2	Dave Brown, 1976-86	11
	Jeff Bryant, 1982-92	11
	John Harris, 1978-85	11
5	Eugene Robinson, 1985-92	10
6	Kenny Easley, 1981-87	9
	Greg Gaines, 1981, 83-88	9
	Shelton Robinson, 1982-85	9
9	Kerry Justin, 1978-83, 86-87	8
	Paul Moyer, 1983-88	8

YARDS WITH OPPONENT FUMBLE RECOVERY

Player, Seasons	No	
1	Jacob Green, 1980-91	79
2	John Harris, 1978-85	62
3	Fredd Young, 1984-87	58
4	Nesby Glasgow, 1988-92	56
5	Cornell Webster, 1977-80	54
6	Dwayne Harper, 1988-92	53
7	Melvin Jenkins, 1987-90	50
8	Kerry Justin, 78-83, 86-87	43
9	Brian Bosworth, 1987-89	38
10	Dennis Boyd, 77-79, 81-82	33
	Kenny Easley, 1981-87	33

OPPONENT FUMBLE RETURN TDs

Player, Seasons	No	
1	Jacob Green, 1980-91	2
	Shelton Robinson, 1982-85	2
3	7 tied with	1

OWN FUMBLE RECOVERIES

Player, Seasons	No	
1	Dave Krieg, 1980-91	27
2	Curt Warner, 1983-89	13
3	Jim Zorn, 1976-84	12
4	John L. Williams, 1986-92	8
5	Edwin Bailey, 1981-91	7
	Sherman Smith, 1976-82	7
7	Bryan Millard, 1984-91	6
	Kelly Stouffer, 1988-92	6
9	Will Lewis, 1980-81	5
10	6 tied with	4

TACKLES

Player, Seasons	No	
1	Keith Butler, 1978-87	813
2	Jacob Green, 1980-91	718
3	Eugene Robinson, 85-92	687

4	Dave Brown, 1976-86	684
5	John Harris, 1978-85	649
6	Jeff Bryant, 1982-92	640
7	Joe Nash, 1982-92	639
8	Michael Jackson, 1979-86	574
9	Terry Beeson, 1977-81	561
10	Kenny Easley, 1981-87	498

QUARTERBACK SACKS

Player, Seasons	No	
1	Jacob Green, 1980-91	116.0
2	Jeff Bryant, 1982-92	62.0
3	Joe Nash, 1982-92	44.0
4	Rufus Porter, 1988-92	35.0
5	Cortez Kennedy, 1990-92	21.5
6	Manu Tuiasosopo, 79-83	21.0
7	Bill Gregory, 1978-80	20.0
8	Fredd Young, 1984-87	19.0
9	Robert Hardy, 1979-82	18.5
10	Randy Edwards, 1984-87	16.0

YARDS LOST ON SACKS

Player, Seasons	No	
1	Jacob Green, 1980-91	753
2	Jeff Bryant, 1982-92	461
3	Rufus Porter, 1988-92	300
4	Joe Nash, 1982-92	299
5	Manu Tuiasosopo, 79-83	156
6	Bill Gregory, 1978-80	177
7	Cortez Kennedy, 1990-92	151
	Fredd Young, 1984-87	151
9	Robert Hardy, 1979-82	134
10	Randy Edwards, 1984-87	123

FORCED FUMBLES

Player, Seasons	No	
1	Jacob Green, 1980-91	28
2	Rufus Porter, 1988-92	14
3	Joe Nash, 1982-92	13
	Bruce Scholtz, 1982-88	13
5	Jeff Bryant, 1982-92	12
6	Keith Butler, 1978-87	11
	Keith Simpson, 1978-85	11
8	Dave Brown, 1976-86	10
	Kenny Easley, 1981-87	10
10	Michael Jackson, 1979-86	8

BLOCKED PUNTS

Player, Seasons	No	
1	Kerry Justin, 78-83, 86-87	3
2	Don Dufek, 1976-77, 1979	2
	Patrick Hunter, 1986-92	2
	Sam Merriman, 1983-87	2
	Fredd Young, 1984-87	2
6	Autry Beamon, 1977-79	1
	Tony Burse, 1987	1
	Peter Cronan, 1977-79, 1981	1
	Greg Gaines, 1981, 1983-88	1
	Sam McCullum, 1976-81	1

Steve Raible, 1976-81	1
Terry Taylor, 1984-88	1
Byron Walker, 1982-86	1

BLOCKED PUNTS RETURNED FOR TOUCHDOWN

Player, Seasons	No	
1	Autry Beamon, 1977-79	1
	Jessie Green, 1979-80	1
	Eric Lane, 1981-87	1
	Sam Merriman, 1983-87	1
	Paul Moyer, 1983-89	1
	Steve Raible, 1976-81	1
	Eugene Robinson, 1985-92	1
	Terry Taylor, 1984-88	1

BLOCKED PATS

Player, Seasons	No	
1	Mike White, 1981-82	3
2	Jeff Bryant, 1982-92	2
	Jacob Green, 1980-91	2
	Joe Nash, 1982-92	2
5	Dennis Boyd, 1977-80, 81-82	1
	Brian Flonos, 1981-82	1

BLOCKED FIELD GOALS

Player, Seasons	No	
1	Joe Nash, 1982-92	8
2	Dennis Boyd, 1977-79, 81-82	2
	Jeff Bryant, 1982-92	2
	Jacob Green, 1980-91	2
	Mike White, 1981-82	2
6	11 players tied with	1

BLOCKED FIELD GOALS RETURNED FOR TOUCHDOWN

Player, Seasons	No	
1	Vernon Dean, 1988	1
	Byron Walker, 1982-86	1

RETURN TOUCHDOWNS

(Touchdowns scored on Interception, Fumble, Kickoff, Punt Return, Blocked Punt, or Blocked Field Goal Return)

Player, Seasons	No	
1	Dave Brown, 1976-86	5
2	Jacob Green, 1980-91	4
3	Kenny Easley, 1981-87	3
	Keith Simpson, 1978-86	3
	Terry Taylor, 1984-88	3
6	John Harris, 1978-85	2
	Paul Johns, 1981-84	2
	Paul Moyer, 1983-89	2
	Eugene Robinson, 1985-92	2
	Shelton Robinson, 1982-85	2
11	15 players tied with	1

YEARLY LEADERS

TOUCHDOWNS

	G	Total	Rush	Rec	Ret	Pts	
1976	Sherman Smith	12	5	4	1	0	30
1977	Steve Largent	14	10	0	10	0	60
1978	David Sims	12	15*	14*	1	0	90*
1979	Sherman Smith	16	15	11	4	0	90
1980	Jim Jodat	16	6	5	1	0	36

	G	Total	Rush	Rec	Ret	Pts
1981 Steve Largent	16	10	1	9	0	60
1982 Steve Largent	8	3	0	3	0	18
1983 Curt Warner	16	14 ⁺	13	1	0	84
1984 Steve Largent	16	12	0	12	0	72
1985 Daryl Turner	16	13	0	13 ⁺	0	78
1986 Curt Warner	16	13	13 ⁺	0	0	78
1987 Curt Warner	12	10	8	2	0	60
1988 Curt Warner	16	12	0	2	0	72
1989 John L. Williams	16	7	1	6	0	42
1990 Derrick Fenner	16	15 ⁺	14 ⁺	1	0	90
1991 John L. Williams	16	5	4	1	0	30
1992 Tommy Kane	11	3	0	3	0	18
Chris Warren	16	3	3	0	0	18
John L. Williams	16	3	1	2	0	18

KICK SCORING

	G	PATs	FGs	Pts.
1976 John Leypoldt	11	19-22	9-12	43
1977 John Leypoldt	14	33-37	9-18	60
1978 Efren Herrera	16	40-44	13-21	79
1979 Efren Herrera	16	43-46	19-23	100
1980 Efren Herrera	16	33-33	20-31	93
1981 Efren Herrera	12	23-25	12-17	59
1982 Norm Johnson	9	13-14	10-14	43
1983 Norm Johnson	16	49-50	18-25	103
1984 Norm Johnson	16	50-51	20-24	110
1985 Norm Johnson	16	40-41	14-25	82
1986 Norm Johnson	16	42-42	22-35 ⁺	108
1987 Norm Johnson	13	40-40	15-20	85
1988 Norm Johnson	16	39-39	22-28	105
1989 Norm Johnson	16	27-27	15-25	72
1990 Norm Johnson	16	33-34	23-32	102
1991 John Kasay	16	27-28	25-31	102
1992 John Kasay	16	14-14	14-22	56

RUSHING

	G	Att	Yds	Avg	LG	TD
1976 Sherman Smith	12	119	537	4.5	53	4
1977 Sherman Smith	14	163	763	4.7	39	4
1978 Sherman Smith	12	165	805	4.9	67	6
1979 Sherman Smith	16	194	775	4.0	31	11
1980 Jim Jodat	16	155	632	4.1	26	5
1981 Theotis Brown	10	141	531	3.8	43	6
1982 Sherman Smith	9	63	202	3.2	19	0
1983 Curt Warner	16	335 ⁺	1449 ⁺	4.3	60	13
1984 David Hughes	16	94	327	3.3	14	1

RING OF HONOR

Two individuals were inducted into the Seahawks Ring of Honor around the 200 Level of the Kingdome in 1992 upping the number to four. Former player and current assistant coach Dave Brown was honored on August 22, while the radio voice of the Seahawks Pete Gross was inducted on November 30. An original member of the franchise, Brown played and started 159 games for the Seahawks from 1976 through 1986. He still ranks as the all-time leader in interceptions with 50 and in return touchdowns with five. Brown was an original member of the franchise having been acquired in the 1976 Veteran Allocation draft. Gross called every game from 1976 through 1992, except for seven, while battling cancer. He succumbed to the disease just over two days after being honored. The duo joins Steve Largent (December 23, 1989) and Jim Zorn (August 3, 1991) in the Ring of Honor.

		G	Att	Yds	Avg	LG	TD
1985	Curt Warner	16	291	1094	3.8	38	8
1986	Curt Warner	16	319 ⁺	1481 ⁺	4.6	60	13 ⁺
1987	Curt Warner	12	234	985	4.2	57	8
1988	Curt Warner	16	266	1025	3.9	29	10
1989	Curt Warner	16	194	631	3.3	34	3
1990	Derrick Fenner	16	215	859	4.0	36	14 ⁺
1991	John L. Williams	16	188	741	3.9	42	4
1992	Chris Warren	16	223	1017	4.6	52	3

PASSING

		G	Att	Cmp	Yds	Pct	TD	Int	Rate
1976	Jim Zorn	14	439 [*]	208	2571	47.3	12	27	49.5
1977	Jim Zorn	10	251	104	1683	41.4	16	19	54.3
1978	Jim Zorn	16	443 ⁺	248 ⁺	3283 ⁺	56.0	15	20	72.2
1979	Jim Zorn	16	505 [`]	285	3661	56.4	20	18	77.7
1980	Jim Zorn	16	488	276	3346	56.6	17	20	72.3
1981	Jim Zorn	13	397	236	2788	59.4	13	9	82.3
1982	Jim Zorn	9	245	126	1540	51.4	7	11	62.0
1983	Dave Krieg	9	243	147	2139	60.5	18	11	95.0
1984	Dave Krieg	16	480	276	3671	57.5	32	24	83.3
1985	Dave Krieg	16	532	285	3602	53.6	27	20	76.2
1986	Dave Krieg	15	375	225	2921	60.0	21	11	91.0
1987	Dave Krieg	12	294	178	2131	60.5	23	15	87.6
1988	Dave Krieg	9	228	134	1741	58.8	18	8 [*]	94.6
1989	Dave Krieg	15	499	286	3309	57.3	21	20	74.8
1990	Dave Krieg	16	448	265	3194	59.2	15	20	73.6
1991	Dave Krieg	10	285	187	2080	65.6 [*]	11	12	82.5
1992	Stan Gelbaugh	10	255	121	1307	47.5	6	11	52.9

RECEIVING

		G	Att	Yds	Avg	LG	TD
1976	Steve Largent	14	54	705	13.0	45	4
1977	Steve Largent	14	33	643	19.4	74	10
1978	Steve Largent	16	71 ⁺	1168	16.5	57	8
1979	Steve Largent	15	66	1237 ⁺	18.7	55	9
1980	Steve Largent	16	66	1064	16.1	67	6
1981	Steve Largent	16	75	1224	16.3	57	9
1982	Steve Largent	8	34	493	14.5	45	3
1983	Steve Largent	15	72	1074	14.9	46	11
1984	Steve Largent	16	74	1164	15.7	65	12
1985	Steve Largent	16	79	1287 ⁺	16.3	43	6
1986	Steve Largent	16	70	1070	15.3	38	9
1987	Steve Largent	13	58	912	15.7	55	8
1988	John L. Williams	16	58	651	11.2	75	3
1989	Brian Blades	16	77	1063	13.8	60	5
1990	John L. Williams	16	73	699	9.6	60	0
1991	Brian Blades	16	70	1003	14.3	52	2
1992	John L. Williams	16	74	556	7.5	27	2

INTERCEPTIONS

		G	No	Yds	Avg	LG	TD
1976	Dave Brown	14	4	70	17.5	33	0
	Rolly Woolsey	14	4	19	4.7	13	0
1977	Autry Beamon	14	6	36	6.0	16	0
1978	Cornell Webster	15	5	9	1.8	14	0
1979	Dave Brown	16	5	46	9.2	23	0
1980	Dave Brown	16	6	32	5.3	24	0
	John Harris	16	6	28	4.7	15	0
1981	John Harris	16	10 ⁺	155	15.5	42	2 ⁺
1982	Kenny Easley	8	4	48	12.0	44	0
	John Harris	9	4	33	8.3	18	0
1983	Kenny Easley	16	7	96	13.2	38	0
1984	Kenny Easley	16	10 ⁺	126	12.6	58	2 [*]

		G	No	Yds	Avg	LG	TD
1985	John Harris	16	7	20	2.9	17	0
1986	Dave Brown	16	5	58	11.6	24	1
1987	Kenny Easley	12	4	47	11.8	22	0
1988	Paul Moyer	16	6	79	13.2	34	0
1989	Eugene Robinson	16	5	24	4.8	20	0
1990	Eugene Robinson	16	3	89	29.7	39	0
	Dwayne Harper	16	3	69	23.0	47	0
1991	Eugene Robinson	16	5	56	11.2	27	0
1992	Eugene Robinson	16	7	126	18.0	49	0

PUNTING

		G	No	Yds	Avg	LG	I20	Blk
1976	Rick Engles	14	80	3067	38.3	55	13	2
1977	Herman Weaver	13	58	2293	39.5	59	10	1
1978	Herman Weaver	16	66	2440	37.0	59	13	0
1979	Herman Weaver	16	66	2651	40.2	60	11	3
1980	Herman Weaver	16	67	2798	41.8	62	14	2
1981	Jeff West	15	66	2578	39.1	56	16	0
1982	Jeff West	9	48	1835	38.2	52	8	0
1983	Jeff West	16	79	3115	39.5	56	25	0
1984	Jeff West	16	95	3567	37.5	60	24	0
1985	Dave Finzer	12	68	2766	40.7	61	12	0
1986	Vince Gamache	16	79	3048	38.6	55	10	0
1987	Ruben Rodriguez	12	47	1880	40.0	63	17	0
1988	Ruben Rodriguez	16	70	2858	40.8	68	14	0
1989	Ruben Rodriguez	16	75	2995	39.9	59	17	1
1990	Rick Donnelly	16	67	2722	40.6	54	18	0
1991	Rick Tuten	10	49	2106	43.0	60	8	0
1992	Rick Tuten	16	108*	4760*	44.1	65	29*	0

PUNT RETURNS

		G	No	FC	Yds	Avg	LG	TD
1976	Lyle Blackwood	11	19	2	132	6.9	26	0
1977	Walter Packer	10	20	0	131	6.5	31	0
1978	Rufus Crawford	16	34	4	284	8.4	22	0
1979	Tony Green	11	16	3	121	7.6	30	0
1980	Will Lewis	16	41	9	349	8.5	75	1
1981	Paul Johns	16	16	4	177	11.1	34	0
1982	Paul Johns	9	19	10	210	11.1	37	0
1983	Paul Johns	11	28	5	316	11.3	75	1*
1984	Kenny Easley	16	16	5	194	12.1	42	0
1985	Paul Skansi	12	31	7	312	10.1	32	0
1986	Bobby Joe Edmonds	15	34	14	419	12.3*	75	1+
1987	Bobby Joe Edmonds	11	20	4	251	12.6+	40	0
1988	Bobby Joe Edmonds	16	35	8	340	9.7	41	0
1989	David Hollis	10	18	7	164	9.1	21	0
1990	Chris Warren	16	28	16	269	9.6	39	0
1991	Chris Warren	16	32	19	298	9.3	59	1*
1992	Chris Warren	16	34	25	252	7.4	16	0

KICKOFF RETURNS

		G	No	Yds	Avg	LG	TD
1976	Oliver Ross	10	30	655	21.8	45	0
1977	Al Hunter	12	36	820	22.7	41	0
1978	Al Hunter	16	16	385	24.1	38	0
1979	Tony Green	11	20	437	21.9	31	0
1980	Will Lewis	16	25	585	23.4	54	0
1981	Will Lewis	10	20	378	18.9	36	0
1982	Horace Ivory	6	10	224	22.4	30	0
1983	Zachary Dixon	13	49*	1448*	23.4	94	1*
1984	David Hughes	16	17	348	20.5	38	0
1985	Randall Morris	16	31	636	20.5	58	0
1986	Bobby Joe Edmonds	15	34	764	22.5	46	0

		G	No	Yds	Avg	LG	TD
1987	Bobby Joe Edmonds	11	27	564	20.9	43	0
1988	Bobby Joe Edmonds	16	40	900	22.5	65	0
1989	James Jefferson	16	22	511	23.2	97 ⁺	1 [*]
1990	Chris Warren	16	23	478	20.8	71	0
1991	Chris Warren	16	35	792	22.6	55	0
1992	Chris Warren	16	28	524	18.7	34	0

DEFENSIVE

According to Unofficial Press Box Statistics

TACKLES

		G	No
1976	Dave Brown	14	111
1977	Terry Beeson	14	134
1978	Terry Beeson	16	153
1979	Terry Beeson	16	114
1980	Michael Jackson	15	136
1981	Michael Jackson	16	140
1982	Michael Jackson	8	64
1983	Bruce Scholtz	16	104
1984	Shelton Robinson	16	93
1985	Fredd Young	16	118
1986	Fredd Young	15	121
1987	Fredd Young	13	101
1988	Eugene Robinson	16	114
1989	Eugene Robinson	16	102
1990	Nesby Glasgow	16	83
1991	Terry Wooden	16	100
1992	Eugene Robinson	16	94

* NFL leader

+ AFC leader

SACKS

		G	No
1976	Steve Niehaus	14	9.5
1977	Alden Roche	12	3.5
1978	Bill Gregory	16	9.0
1979	Manu Tuiasosopo	16	8.0
1980	Jacob Green	14	6.5
1981	Jacob Green	16	12.0
1982	Jeff Bryant	9	3.0
	Jacob Green	9	3.0
1983	Jacob Green	16	16.0
1984	Jeff Bryant	16	14.5
1985	Jacob Green	16	13.5
1986	Jacob Green	16	12.0
1987	Jacob Green	12	9.5
1988	Jacob Green	16	9.0
1989	Rufus Porter	16	10.5
1990	Jacob Green	16	12.5
1991	Rufus Porter	15	10.0
1992	Cortez Kennedy	16	14.0

TOP INDIVIDUAL PERFORMANCES

RUSHING

	Att	Yds	TD	Opponent
1.	Curt Warner	32	207	3 vs. Kansas City 11/27/83 (OT)
2.	Curt Warner	24	192	3 vs. Denver 12/20/86
3.	Curt Warner	28	168	2 at San Diego 9/15/85
4.	Chris Warren	20	154	1 vs. Kansas City 11/22/92
5.	Sherman Smith	23	152	2 at Chicago 11/5/78
6.	Derrick Fenner	22	144	3 at Denver 9/23/90 (OT)
7.	Curt Warner	28	142	0 vs. San Diego 10/6/86
8.	Curt Warner	21	139	0 at Denver 10/26/86
9.	Curt Warner	27	136	0 at Denver 10/20/85 (OT)
10.	Curt Warner	24	135	0 vs. Denver 11/6/83
11.	Al Hunter	27	133	2 vs. Kansas City 12/17/78
12.	Curt Warner	27	130	0 vs. L.A. Raiders 11/28/88
13.	Curt Warner	25	128	2 at N.Y. Jets 9/11/83
14.	Curt Warner	23	126	4 vs. Denver 12/11/88
15.	Sherman Smith	14	124	1 vs. Atlanta 11/7/76
16.	Curt Warner	25	123	1 vs. Green Bay 11/15/87
17.	Dan Doornink	21	122	2 at Atlanta 10/29/79
	Curt Warner	22	122	1 at Dallas 11/27/86
	Chris Warren	24	122	1 at New England 9/20/92
20.	David Sims	23	121	3 at N.Y. Jets 9/17/78
21.	Curt Warner	23	119	1 vs. San Diego 11/22/87

		Att	Yds	TD	Opponent
22.	Jim Jodat	22	117	0	at Washington 9/28/80
23.	Curt Warner	26	116	0	vs. New England 12/18/83
	Curt Warner	23	116	2	vs. L.A. Raiders 12/8/86
25.	Curt Warner	21	114	0	vs. Pittsburgh 9/7/86
26.	Eric Lane	14	113	1	at Minnesota 9/30/84
27.	John L. Williams	15	112	1	vs. Kansas City 9/20/87
	Curt Warner	29	112	2	at L.A. Raiders 10/25/87
	Derrick Fenner	20	112	1	at Green Bay 12/9/90
30.	Curt Warner	22	110	1	at Atlanta 10/2/88
31.	Curt Warner	22	109	2	vs. San Diego 9/18/83
	John L. Williams	20	109	0	vs. Denver 12/11/88
	John L. Williams	17	109	0	vs. Denver 11/24/91
34.	David Sims	14	106	2	vs. Baltimore 11/12/78
	Curt Warner	16	106	1	at Washington 9/28/86
36.	Curt Warner	24	105	0	vs. New England 11/17/85
	John L. Williams	17	105	0	vs. L.A. Raiders 11/28/88
38.	David Sims	22	104	1	at Green Bay 10/15/78
	Theotis Brown	14	104	0	at N.Y. Jets 10/25/81
	Chris Warren	19	103	0	vs. Washington 11/8/92
41.	John L. Williams	13	102	1	vs. Houston 11/13/88
	Curt Warner	21	102	1	at L.A. Raiders 10/1/89
43.	Curt Warner	23	101	1	at L.A. Raiders 10/30/83

100 Yards: Warner 23, Williams 5, Sims 3, Warren 3, Fenner 2, Smith 2, Brown 1, Doornink 1, Hunter 1, Jodat 1, Lane 1.

PASSING

		Att	Cmp	Yds	TD	Opponent
1.	Dave Krieg	42	31	418	3	at Denver 11/20/83
2.	Dave Krieg	32	19	410	4	at L.A. Raiders 12/18/88
3.	Dave Krieg	44	30	406	3	at Denver 11/25/84
4.	Dave Krieg	51	33	405	4	vs. Atlanta 10/13/85
5.	Jim Zorn	33	24	384	4	vs. New Orleans 11/18/79
6.	Dave Krieg	39	29	379	2	at San Diego 11/10/91
7.	Kelly Stouffer	46	27	370	1	vs. New Orleans 10/16/88
8.	Jeff Kemp	27	20	344	4	at Detroit 10/18/87
9.	Dave Krieg	50	30	334	2	vs. Denver 12/15/84
10.	Jim Zorn	32	21	329	2	vs. San Diego 9/3/78
11.	Jim Zorn	43	24	327	1	at Oakland 9/20/81
12.	Bruce Mathison	42	20	326	2	vs. Miami 10/4/87
13.	Jeff Kemp	50	21	322	0	at Denver 9/15/91
14.	Jim Zorn	41	22	318	1	at Denver 11/21/82
15.	Jim Zorn	35	23	314	2	at Oakland 12/16/79
16.	Jim Zorn	36	20	312	4	vs. New England 9/21/80
17.	Dave Krieg	49	27	311	1	vs. San Diego 10/29/89
18.	Dave Krieg	35	22	310	2	at Green Bay 10/21/84
19.	Jim Zorn	32	17	308	1	at Green Bay 10/15/78
	Jim Zorn	39	22	308	2	vs. Denver 12/8/79
	Jim Zorn	47	31	308	1	vs. Kansas City 9/27/81
22.	Dave Krieg	32	22	307	5	at San Diego 9/15/85
23.	Dave Krieg	23	16	306	2	at Kansas City 11/11/90
24.	Dave Krieg	21	15	305	4	at San Diego 12/14/86

300 Yards: Krieg 11, Zorn 9, Kemp 2, Mathison 1, Stouffer 1

RECEIVING

		No	Yds	TD	Opponent
1.	Steve Largent	15	261	3	at Detroit 10/18/87
2.	Steve Largent	12	191	1	at Denver 11/25/84
3.	John L. Williams	7	180	1	at L.A. Raiders 12/18/88
4.	Sam McCullum	8	173	1	at Oakland 12/16/79

	No	Yds	TD	Opponent
5.	Steve Largent	7	169	1 vs. N.Y. Jets 12/6/81
6.	Tommy Kane	10	162	0 at Miami 12/16/90
7.	Brian Blades	12	160	2 at New Orleans 9/1/91
8.	Steve Largent	8	155	3 at St. Louis 11/13/83
9.	Steve Largent	9	146	2 vs. New Orleans 11/18/79
	Brian Blades	9	146	1 vs. Phoenix 9/17/89
11.	Brian Blades	8	145	1 vs. New Orleans 10/16/88
12.	Steve Largent	4	142	1 at Oakland 10/26/80
13.	Charle Young	7	140	0 at San Diego 10/9/83
14.	Steve Largent	5	139	2 vs. L.A. Raiders 9/16/79
	Steve Largent	8	139	1 vs. N.Y. Giants 12/7/80
16.	Steve Largent	8	138	0 vs. New England 11/17/85
17.	Jimmy Teal	9	137	0 vs. Miami 10/4/87
18.	Steve Largent	6	135	2 vs. Houston 10/21/79
19.	Steve Largent	4	134	2 vs. Buffalo 10/30/77
20.	Steve Largent	7	133	1 vs. New England 12/18/83
21.	Brian Blades	8	131	0 at San Diego 11/10/91
22.	Steve Largent	8	130	2 vs. Washington 9/25/83
	Steve Largent	8	130	1 at Minnesota 9/30/84
24.	Steve Largent	7	129	1 at Green Bay 10/21/84
	John L. Williams	12	129	1 vs. L.A. Raiders 12/17/89
26.	Steve Largent	7	128	1 vs. San Francisco 9/26/76
	Ray Butler	3	128	2 at New England 9/21/86
28.	Steve Largent	6	127	1 vs. San Diego 9/3/78
	Steve Largent	6	127	1 at Green Bay 10/15/78
	Steve Largent	6	127	0 at Atlanta 10/29/79
	Steve Largent	6	127	2 vs. New England 9/21/80
32.	Steve Largent	6	126	2 at Chicago 11/5/78
33.	Brian Blades	4	123	2 at L.A. Raiders 12/11/88
34.	Sam McCullum	6	122	1 at Oakland 9/20/81
	Brian Blades	8	122	0 at Denver 11/26/89
	Tommy Kane	6	122	0 at Denver 9/15/91
37.	Daryl Turner	7	121	4 at San Diego 9/15/85
38.	Steve Largent	9	120	2 at Kansas City 12/2/79
39.	Steve Largent	5	118	1 vs. San Diego 10/4/81
	Paul Johns	6	118	1 vs. Pittsburgh 10/23/83
	Byron Franklin	5	118	1 vs. San Diego 10/6/86
42.	John L. Williams	8	117	1 at Chicago 12/20/87
	Brian Blades	10	117	1 vs. San Diego 10/29/89
44.	Steve Largent	4	116	2 vs. San Diego 11/27/77
	Steve Largent	8	116	2 vs. San Diego 9/18/83
	Paul Johns	9	116	0 at Denver 11/20/83
47.	Steve Largent	8	114	1 at Cincinnati 9/6/81
48.	Duke Ferguson	4	113	1 vs. Buffalo 10/30/77
	Brian Blades	7	113	1 at L.A. Raiders 10/1/89
50.	Sam McCullum	4	112	2 vs. St. Louis 9/12/76
	Steve Raible	3	112	1 at Minnesota 11/14/76
52.	Steve Largent	8	111	0 vs. Chicago 12/12/82
53.	Steve Largent	6	110	0 at Denver 9/23/79
	Steve Largent	5	110	0 at New Orleans 11/10/85
	John L. Williams	9	110	0 at San Diego 11/25/90
56.	Steve Largent	5	109	0 vs. Pittsburgh 11/28/82
57.	Steve Largent	8	108	1 vs. Cleveland 12/3/78
	Steve Largent	7	108	1 vs. N.Y. Jets 11/2/86
59.	Sam McCullum	5	107	0 at N.Y. Jets 10/19/80
	Ray Butler	6	107	2 vs. Denver 12/13/87
	Brian Blades	6	107	1 at Cincinnati 12/10/89
	Brian Blades	5	107	1 at Denver 9/15/91
63.	Steve Largent	5	106	2 vs. Buffalo 10/14/84
64.	David Sims	4	105	1 at Cincinnati 9/25/77
	Paul Johns	8	105	0 at New England 9/16/84
66.	Steve Largent	8	104	2 vs. Detroit 12/2/84
67.	David Hughes	12	103	0 vs. Kansas City 9/27/81
	Paul Johns	5	103	0 at Denver 11/21/82

	No	Yds	TD	Opponent
	8	103	1	vs. Atlanta 10/13/85
	6	103	0	vs. San Diego 12/27/92
71. Tommy Kane	6	102	0	at Pittsburgh 10/20/91
Sam McCullum	5	102	0	vs. Denver 12/8/79
Steve Largent	7	102	0	at Cincinnati 11/16/86
74. Steve Largent	6	101	1	vs. New Orleans 11/21/76
Steve Largent	6	101	1	vs. Philadelphia 11/02/80
Steve Largent	7	101	1	vs. Kansas City 12/01/85
77. Steve Largent	6	101	0	vs. Denver 12/20/86

100 Yards: Largent 40, Blades 11, McCullum 5, Johns 4, Williams 4, Kane 3, Butler 2, Fergerson 1, Franklin 1, Hughes 1, Raible 1, Sims 1, Teal 1, Turner 1, C. Young 1

SACKS

	No	Loss	Opponent
1. Jacob Green	4.0	29	vs. N.Y. Giants 10/19/86
2. Jacob Green	3.5	25	vs. L.A. Raiders 10/16/83
3. Bill Gregory	3.0	10	vs. Denver 10/29/78
4. Jacob Green	3.0	29	vs. New England 12/10/83
5. Jacob Green	3.0	24	vs. Cleveland 9/3/84
6. Jeff Bryant	3.0	19	vs. Detroit 12/2/84
7. Jacob Green	3.0	15	vs. Cleveland 12/8/85
8. Jacob Green	3.0	12	vs. Philadelphia 11/23/86
9. Fredd Young	3.0	17	vs. Philadelphia 11/23/86
10. Jacob Green	3.0	28	vs. Kansas City 9/11/88
11. Rufus Porter	3.0	20	vs. San Diego 10/15/89
12. Jacob Green	3.0	14	vs. Detroit 12/30/90
13. Rufus Porter	3.0	16	vs. Denver 11/24/91
14. Cortez Kennedy	3.0	23	at New England 9/20/92

3.0 or More: Green 8, Porter 2, Bryant 1, Gregory 1, Kennedy 1, Young 1

TOP OPPONENT PERFORMANCES

RUSHING

Player	Team, Date	Att	Yds	TD
1. Bo Jackson	L.A. Raiders 11/30/87	18	221	2
2. Earl Campbell	Houston 10/11/81	39	186	2
3. Walter Payton	Chicago 12/5/76	27	183	0
4. Marcus Allen	L.A. Raiders 12/5/82	24	156	2
Christian Okoye	Kansas City 10/8/89	30	156	1
6. Chuck Muncie	San Diego 11/16/81	20	151	2
Freeman McNeil	N.Y. Jets 10/27/85	22	151	0
8. Eric Dickerson	L.A. Rams 9/23/85	31	150	3
9. Ted McKnight	Kansas City 9/30/79	12	147	2
10. Mike Thomas	Washington 9/19/76	27	143	1
11. Earl Campbell	at Houston 9/19/82	30	142	1
12. Mike Pruitt	at Cleveland 11/11/79	15	141	2
13. Jim Otis	St. Louis 9/12/76	27	140	1
Freeman McNeil	at N.Y. Jets 9/11/83	22	140	0

Player	Team, Date	Att	Yds	TD
15. Gerald Riggs	Atlanta 10/13/85	23	139	0
16. Mike Pruitt	Cleveland 9/12/82	30	136	2
17. Franco Harris	Pittsburgh 10/23/83	31	132	1
18. Ottis Anderson	at St. Louis 11/13/83	29	130	0
19. Bobby Humphrey	at Denver 9/23/90 (OT)	25	129	0
20. Marion Butts	at San Diego 11/25/90 (OT)	28	128	0

PASSING

Player	Team, Date	Att	Cmp	Yds	TD	Int
1. Dan Fouts	at San Diego 9/15/85	43	29	440	4	1
2. John Elway	Denver 12/20/85	42	24	432	1	0
3. Ken O'Brien	N.Y. Jets 11/2/86	32	26	431	4	0
4. Tony Eason	at New Eng 9/21/86	45	26	414	3	0
5. R. Cunningham	Phil 12/13/92 (OT)	44	27	365	0	1
6. Lynn Dickey	Green Bay 10/21/84	38	24	364	3	3
7. Jay Schroeder	L.A. Raiders 12/18/88	49	22	354	3	1
8. Jeff Rutledge	at NY Giants 12/11/83	52	29	349	0	2
9. John Elway	Denver 10/22/89	35	18	344	2	0
Mark Herrmann	San Diego 10/6/85	35	26	344	3	3
11. Ken Stabler	vs. Oakland 9/16/79	37	25	343	1	2
12. Ken Stabler	at Oakland 12/16/79	47	31	342	1	2
13. Dan Fouts	at San Diego 12/13/80	42	29	339	1	2
14. John Elway	at Denver 9/13/87	32	22	338	4	1
Dan Fouts	San Diego 9/18/83	41	21	338	4	3
16. John Elway	vs. Denver 12/13/87	42	21	335	1	2
17. Boomer Esiason	at Cin 11/16/86	33	22	334	1	1
18. Dan Fouts	San Diego 9/9/84	40	23	332	2	4
19. Dan Fouts	at San Diego 10/9/83	36	28	331	1	2
20. John Elway	at Denver 10/26/86	32	18	321	1	1

RECEIVING YARDS

Player	Team, Date	No	Yds	TD
1. Wes Chandler	San Diego 9/15/85	13	243	1
2. Al Toon	N.Y. Jets 11/2/86	9	195	2
3. Marcus Allen	L.A. Raiders 10/7/84	4	173	1
4. Morris Owens	Tampa Bay 10/16/77	9	166	1
Henry Marshall	Kansas City 12/9/84	8	166	1
Roy Green	Phoenix 9/17/89	8	166	3
7. Jerry Rice	San Francisco 9/25/88	6	163	3
8. James Lofton	Green Bay 10/21/84	5	162	2
9. Stanley Morgan	New England 9/21/86	7	161	3
Wesley Walker	N.Y. Jets 11/2/86	6	161	1
Fred Barnett	Philadelphia 12/13/92 (OT)	9	161	1
12. Cliff Branch	Oakland 9/16/79	7	156	0
13. Vance Johnson	at Denver 11/26/89	6	154	2
14. Todd Christensen	L.A. Raiders 10/16/83	11	152	3
15. Wes Chandler	San Diego 10/6/85	9	150	2
16. Carlos Carson	Kansas City 11/27/83 (OT)	7	149	1
Gary Clark	Washington 12/23/89	9	149	1
18. Anthony Miller	at San Diego 10/4/92	9	142	2
19. Mike Quick	at Philadelphia 9/10/89	6	140	1
20. Drew Hill	Houston 11/13/88	8	139	1

SACKS

Player	Team, Date	No	Lost
1. Derrick Thomas	Kansas City 11/1/90	7.0	60
2. Barney Chavous	Denver 12/21/80	4.0	47
Anthony Smith	L.A. Raiders 10/18/92	4.0	29
4. Keith Willis	Pittsburgh 10/23/83	3.5	15
Randy White	Dallas 12/4/83	3.5	30
Simon Fletcher	Denver 11/30/92 (OT)	3.5	23
7. 8 players tied with		3.0	

SERIES BREAKDOWN

(Regular Season Games Only)
(*Overtime)

AFC WEST (53-65)

DENVER BRONCOS (13-18)

10/2/77	— L	13-24	53,108	12/20/85	— L	24-27	56,283
10/7/78	— L @	7-28	74,989	10/26/86	— L @	13-20	76,089
10/29/78	— *L	17-20	62,948	12/20/86	— W	41-16	63,697
9/23/79	— L @	34-37	74,879	9/13/87	— L @	17-40	75,999
12/8/79	— W	28-23	60,038	12/13/87	— W	28-21	61,759
11/23/80	— L @	20-36	73,274	9/4/88	— W @	21-14	75,986
12/21/80	— L	17-25	51,853	12/11/88	— W	42-14	62,839
9/13/81	— W	13-10	58,513	10/22/89	— *L	21-24	62,353
12/13/81	— L @	13-23	74,527	11/26/89	— L @	14-41	75,117
11/21/82	— W @	17-10	73,916	9/23/90	— *L @	31-34	75,290
1/2/83	— W	13-11	43,145	12/23/90	— W	17-12	55,845
11/6/83	— W	27-19	61,189	9/15/91	— L @	10-16	74,152
11/20/83	— L @	27-38	74,710	11/24/91	— W	13-10	60,430
11/25/84	— W @	27-24	74,922	11/30/92	— *W	16-13	51,612
12/15/84	— L	14-31	64,411	12/20/92	— L @	6-10	72,570
10/20/85	— *L @	10-13	74,899				

KANSAS CITY CHIEFS (12-17)

12/11/77	— W @	34-31	22,562	9/14/86	— W	23-17	61,068
11/19/78	— W @	13-10	32,252	11/9/86	— L @	7-27	53,268
12/17/78	— W	23-19	58,490	9/20/87	— W	43-14	61,667
9/30/79	— L	6-24	61,169	12/27/87	— L @	20-41	20,370
12/2/79	— L @	21-37	42,160	9/11/88	— W	31-10	61,512
9/14/80	— W @	17-16	42,403	11/20/88	— L @	24-27	33,152
11/9/80	— L	30-31	58,976	10/8/89	— L	16-20	60,715
9/27/81	— L	14-20	59,255	11/5/89	— L @	10-20	54,489
11/22/81	— L @	13-40	49,002	10/21/90	— W	19-7	60,358
9/4/83	— L @	13-17	42,531	11/11/90	— W @	17-16	71,285
11/27/83	— *W	51-48	56,795	9/22/91	— L @	13-20	71,789
11/4/84	— W	45-0	61,396	12/1/91	— L	6-19	57,248
12/9/84	— L @	7-34	34,855	9/13/92	— L @	7-26	75,125
9/29/85	— L @	7-28	50,485	11/22/92	— L	14-24	49,867
12/1/85	— W	26-6	52,655				

LOS ANGELES RAIDERS (14-16)

11/6/77	— L @	7-44	50,929	10/12/86	— L @	10-14	70,635
10/22/78	— W	27-7	62,529	12/8/86	— W	37-0	62,923
11/26/78	— W @	17-16	52,978	10/25/87	— W @	35-13	52,735
9/16/79	— W	27-10	61,602	11/30/87	— L	14-37	62,802
12/16/79	— W @	29-24	53,177	11/28/88	— W	35-27	62,641
10/26/80	— L @	14-33	50,185	12/18/88	— W @	43-37	61,127
11/17/80	— L	17-19	60,480	10/1/89	— W @	24-20	44,319
9/20/81	— L @	10-20	45,725	12/17/89	— W	23-17	61,076
11/29/81	— L	31-32	57,147	9/16/90	— L	13-17	61,889
12/5/82	— L @	23-28	42,170	10/14/90	— L @	17-24	50,624
10/16/83	— W	38-36	60,697	10/13/91	— *L	20-23	61,974
10/30/83	— W @	34-21	49,708	11/17/91	— L @	7-31	49,317
10/7/84	— L @	14-28	77,904	10/18/92	— L	0-19	56,904
11/12/84	— W	17-14	64,011	11/15/92	— L @	3-20	46,862
11/3/85	— W	33-3	64,060				
12/15/85	— L @	3-13	77,425				

Franchise transferred from Oakland in 1982.

EQUALING LARGENT

Fullback John L. Williams has had a least 50 receptions in each of the last five seasons, equaling Steve Largent's club record for most consecutive seasons with at least 50 receptions.

SAN DIEGO CHARGERS (14-14)

11/27/77	— L	28-30	55,338	10/6/85	— W	26-21	61,300
9/3/78	— L	20-24	55,778	10/6/86	— W	33-7	63,207
12/10/78	— L @	10-37	49,975	12/14/86	— W @	34-24	47,096
9/2/79	— L	16-33	62,287	11/22/87	— W	34-3	62,444
10/14/79	— L @	10-20	50,077	9/18/88	— L @	6-17	44,449
9/7/80	— L	13-34	62,042	10/30/88	— W	17-14	59,641
12/13/80	— L @	14-21	49,980	10/15/89	— W @	17-16	50,079
10/4/81	— L @	10-24	51,463	10/29/89	— W	10-7	59,961
11/16/81	— W	44-23	58,628	11/4/90	— L	14-31	59,646
9/18/83	— W	34-31	61,714	11/25/90	— *W @	13-10	50,097
10/9/83	— L @	21-28	49,132	10/27/91	— W	20-9	58,025
9/9/84	— W	31-17	61,314	11/10/91	— L @	14-17	43,597
10/29/84	— W @	24-0	53,974	10/4/92	— L @	6-17	36,783
9/15/85	— W @	49-35	54,420	12/27/92	— L	14-31	49,324

AFC CENTRAL (21-17)

CINCINNATI BENGALS (5-6)

9/25/77	— L @	20-42	45,579	10/11/87	— L	10-17	31,739
9/6/81	— L @	21-27	41,177	12/10/89	— W @	24-17	54,744
12/26/82	— L @	10-24	55,330	10/1/90	— W	31-16	60,135
11/18/84	— W @	26-6	50,280	10/6/91	— W @	13-7	60,010
9/8/85	— W @	28-24	51,625	9/6/92	— L	3-21	57,350
11/16/86	— L @	7-34	54,410				

CLEVELAND BROWNS (8-3)

12/18/77	— W	20-19	61,583	10/2/83	— W @	24-9	75,446
12/3/78	— W	47-24	62,262	9/3/84	— W	33-0	59,540
11/11/79	— W @	29-24	72,440	12/8/85	— W	31-13	58,477
10/12/80	— L	3-27	61,366	10/9/88	— W @	16-10	78,605
12/20/81	— W	42-21	51,435	11/12/89	— L	7-17	58,978
9/12/82	— L	7-21	55,907				

HOUSTON OILERS (4-3)

11/20/77	— L	10-22	61,519	9/19/82	— L @	21-23	43,117
10/21/79	— W	34-14	60,705	11/13/88	— W	27-24	60,446
10/5/80	— W @	26-7	46,860	12/2/90	— *W	13-10	57,592
10/11/81	— L @	17-35	42,671				

PITTSBURGH STEELERS (4-5)

12/4/77	— L @	20-30	45,429	9/7/86	— W	30-0	61,146
9/10/78	— L @	10-21	48,277	12/6/87	— L @	9-13	48,881
11/8/81	— W	24-21	59,058	10/20/91	— W @	27-7	54,678
11/28/82	— W	16-0	55,553	12/6/92	— L @	14-20	47,015
10/23/83	— L	21-27	61,615				

AFC EAST (18-16)

BUFFALO BILLS (3-1)

10/30/77	— W	56-17	61,180	11/6/88	— L	3-13	61,074
10/14/84	— W	31-28	59,034	12/4/89	— W	17-16	57,682

INDIANAPOLIS COLTS (1-2)

9/18/77	— L	14-29	58,991	Franchise transferred from Baltimore in 1984.			
11/12/78	— L	14-17	61,905				
9/29/91	— W	31-3	56,656				

MIAMI DOLPHINS (1-4)

10/23/77	— L @	13-31	29,855	9/27/92	— L	17-19	59,374
9/9/79	— L @	10-19	56,233	Moved from the Orange Bowl into Joe Robbie Stadium in 1987.			
10/4/87	— W	24-20	19,448				
12/16/90	— L @	17-24	57,851				

NEW ENGLAND PATRIOTS (5-6)

10/9/77	— L @	0-31	45,929	9/21/86	— W @	38-31	58,977
9/21/80	— L	31-37	61,035	12/4/88	— L @	7-13	59,068
12/19/82	— L	0-16	53,457	9/24/89	— W @	24-3	48,025
12/18/83	— W	24-6	59,688	10/7/90	— W @	33-20	39,735
9/16/84	— L @	23-38	43,140	9/20/92	— W @	10-6	42,327
11/17/85	— L	13-20	60,345				

NEW YORK JETS (8-3)

11/13/77 — W @ 17-0	43,973	10/27/85 — L @ 14-17	69,320
9/17/78 — W @ 24-17	46,911	11/28/86 — L 7-38	62,497
11/26/79 — W 30-7	59,977	11/9/87 — L @ 14-30	60,452
10/19/80 — W @ 27-17	52,496	9/8/91 — W 20-13	56,770
10/25/81 — W @ 19-3	49,678	Moved from Shea Stadium into Giants Stadium in 1984.	
12/6/81 — W 27-23	53,105		
9/11/83 — W @ 17-10	50,066		

NFC WEST (8-12)

ATLANTA FALCONS (4-1)

11/7/76 — W 30-13	57,985	10/2/88 — W @ 31-20	28,619
10/29/79 — W @ 31-28	52,566	12/15/91 — L @ 13-26	53,834
10/13/85 — W 30-26	60,430		

LOS ANGELES RAMS (1-4)

10/31/76 — L @ 6-45	52,035	12/22/91 — W 23-9	51,100
11/4/79 — L 0-24	62,048	Moved from L.A. Coliseum to Anaheim Stadium in 1980.	
9/23/85 — L 24-35	63,292		
10/23/88 — L @ 10-31	57,033		

NEW ORLEANS SAINTS (2-3)

11/21/76 — L 27-51	61,865	10/16/88 — L 19-20	63,569
11/18/79 — W 38-24	60,055	9/1/91 — L @ 24-27	68,492
11/10/85 — W @ 27-3	47,365		

SAN FRANCISCO 49ERS (1-4)

9/26/76 — L 21-37	59,108	9/25/88 — L 7-38	63,382
10/7/79 — W @ 35-24	44,592	12/8/91 — L 22-24	56,711
11/25/85 — L @ 6-19	57,482		

NFC CENTRAL (16-8)

CHICAGO BEARS (4-2)

12/5/76 — L 7-34	60,510	9/23/84 — W 38-9	61,520
11/5/78 — W @ 31-29	50,697	12/20/87 — W @ 34-21	62,518
12/12/82 — W 20-14	52,826	9/9/90 — L @ 0-17	64,400

DETROIT LIONS (4-1)

10/24/76 — L 14-41	61,280	10/18/87 — W @ 37-14	8,310
9/24/78 — W 28-16	56,781	12/30/90 — W 30-10	50,681
12/2/84 — W 38-17	62,441		

GREEN BAY PACKERS (3-3)

10/10/76 — L @ 20-27	54,983	11/15/87 — W 24-13	60,963
10/15/78 — L @ 28-45	52,712	12/9/90 — W @ 20-14	52,015
11/1/81 — L @ 24-34	49,467	1981 at Green Bay. All others in Milwaukee.	
10/21/84 — W @ 30-24	52,286		

MINNESOTA VIKINGS (3-2)

11/14/76 — L @ 21-27	45,087	11/18/90 — L 21-24	59,735
10/8/78 — W 29-28	62,031	Moved from Metropolitan Stadium into the Metrodome in 1982.	
9/30/84 — W @ 20-12	57,171		
11/1/87 — W 28-17	61,134		

TAMPA BAY BUCCANEERS (2-0)

10/17/76 — W @ 13-10	43,812	10/16/77 — W 30-23	54,783
----------------------	--------	--------------------	--------

NOW THERE ARE TWO

Chris Warren became only the second player in team history to rush for over 1,000 yards in a season when he racked up 1,017 in 1992. He joins Curt Warner who collected four such seasons in 1983 (1,449), 1985 (1,094), 1986 (1,481), and 1988 (1,025). His three 100-yard rushing games are the most since Warner and John L. Williams each had three in 1988.

NFC EAST (5-21)

DALLAS COWBOYS (1-4)

10/3/76 — L	13-28	62,027	11/27/86 — W @	31-14	58,020
11/27/80 — L @	7-51	57,540	10/11/92 — L @	0-27	62,311
12/4/83 — L	10-35	63,352			

NEW YORK GIANTS (2-5)

11/28/76 — L @	16-28	65,111	10/19/86 — W	17-12	62,282
12/7/80 — L	21-27	51,617	11/19/89 — L @	3-15	75,014
10/18/81 — L	0-32	56,134	10/25/92 — L @	10-23	67,399
12/11/83 — W @	17-12	48,942			

PHILADELPHIA EAGLES (1-4)

12/12/76 — L @	10-27	37,949	9/10/89 — L @	7-31	64,287
11/2/80 — L	20-27	61,047	12/13/92 — *L @	17-20	47,492
11/23/86 — W	24-20	55,786			

PHOENIX CARDINALS (0-3)

9/12/76 — L	24-30	58,441	Franchise transferred from St. Louis in 1988.		
11/13/83 — L @	28-33	33,280			
9/17/89 — L	24-34	60,444			

WASHINGTON REDSKINS (1-5)

9/19/76 — L @	7-31	53,174	9/28/86 — L @	14-19	54,157
9/28/80 — W @	14-0	53,263	12/23/89 — L	0-29	60,294
9/25/83 — L	17-27	60,718	11/8/92 — L	3-16	53,616

SERIES HISTORY

	— Regular Season —				Post-sea.	Pre-sea.
	Total	Home	Road	OT		
Atlanta	4-1	2-0	2-1	0-0	0-0	1-0
Buffalo	3-1	3-1	0-0	0-0	0-0	2-0
Chicago	4-2	2-1	2-1	0-0	0-0	1-1
Cincinnati	5-6	1-2	4-4	0-0	0-1	0-0
Cleveland	8-3	5-3	3-0	0-0	0-0	0-0
Dallas	1-4	0-2	1-2	0-0	0-0	2-0
Denver	13-18	10-6	3-12	1-4	1-0	0-4
Detroit	4-1	3-1	1-0	0-0	0-0	5-2
+ Green Bay	3-3	1-0	2-3	0-0	0-0	1-0
Houston	4-3	3-1	1-2	1-0	0-1	0-0
# Indianapolis	1-2	1-2	0-0	0-0	0-0	5-1
Kansas City	12-17	8-6	4-11	1-0	0-0	0-0
@ L.A. Raiders	14-16	8-6	6-10	0-1	1-1	1-1
L.A. Rams	1-4	1-2	0-2	0-0	0-0	1-6
Miami	1-4	1-1	0-3	0-0	1-1	0-1
Minnesota	3-2	2-1	1-1	0-0	0-0	3-2
New England	5-6	1-3	4-3	0-0	0-0	1-1
New Orleans	2-3	0-2	2-1	0-0	0-0	0-0
N.Y. Giants	2-5	1-2	1-3	0-0	0-0	0-0
N.Y. Jets	8-3	3-1	5-2	0-0	0-0	0-0
Philadelphia	1-4	1-1	0-3	0-1	0-0	0-0
* Phoenix	0-3	0-2	0-1	0-0	0-0	6-3
Pittsburgh	4-5	3-1	1-4	0-0	0-0	0-0
San Diego	14-14	9-6	5-8	1-0	0-0	2-1
San Francisco	1-4	0-3	1-1	0-0	0-0	8-10
Tampa Bay	2-0	1-0	1-0	0-0	0-0	2-0
Washington	1-5	0-3	1-2	0-0	0-0	0-0
TOTALS	121-139	70-59	51-80	4-6	3-4	41-33

+ Includes games at Milwaukee's County Stadium

Includes 2 games while franchise was located in Baltimore.

@ Includes 5 games while franchise was located in Oakland.

* Includes 2 games while franchise was located in St. Louis.

OVERTIME SUMMARIES

Denver 20, at Seattle 17 — Sunday, October 29, 1978

The Broncos Jim Turner kicked a second-chance 18-yard field goal 12:59 into overtime for the difference. Turner missed an 18-yarder the play before but the Seahawks were penalized for 12 men on the field. Denver's Dennis Smith intercepted a pass at the Seattle 36 to set up the drive. The Broncos had three possessions in the overtime and Seattle two.

at Seattle 51, Kansas City 48 — Sunday, November 27, 1983

Norm Johnson's third 42-yard field goal of the day, this with one with 1:46 gone in overtime, gave the Seahawks the win in the highest-scoring game in Seattle history and the third-highest in NFL history. Seattle had the only possession in overtime, driving 24 yards in four plays. Zachary Dixon's 47-yard kickoff return to the Chiefs 48 started the drive, which featured four Curt Warner runs to the Kansas City 24 before Johnson kicked his field goal on third down. Warner set team records with 32 rushes, 207 rushing yards, and scored three touchdowns.

at Denver 13, Seattle 10 — Sunday, October 20, 1985

Rich Karlis booted a 24-yard field goal 9:19 into overtime for the winner. Each team had three possessions, with the first two ending in punts. Seattle's third drive ended in Daniel Hunter's interception and 20-yard return to the Seahawks 15. Karlis booted his field goal four plays later.

Denver 24, at Seattle 21 — Sunday, October 22, 1989

David Treadwell kicked a 27-yard field goal 7:46 into overtime. Seattle won the toss and drove to the Broncos 22 where Norm Johnson's 40-yard field goal was wide left. After a Denver punt, Denver's Dennis Smith intercepted a Dave Krieg pass and returned it 28 yards to the Seattle 10, where Treadwell kicked his field goal on the next play.

at Denver 34, Seattle 31 — Sunday, September 23, 1990

David Treadwell's 25-yard field goal 9:14 into overtime capped Denver's first overtime possession. Seattle won the toss and drove to the Denver 26 where Johnson's 44-yard field goal was wide right. The Broncos then moved from their own 26 to the Seattle 8 setting up the kick.

Seattle 13, at San Diego 10 — Sunday, November 25, 1990

Norm Johnson's 40-yard field goal came 3:01 into overtime and was set up by Rufus Porter's recovery of a Nesby Glasgow forced fumble at the Chargers 23.

at Seattle 13, Houston 10 — Sunday, December 2, 1990

De ja vu. Norm Johnson's 42-yard field goal 4:25 into overtime was set up by David Wyman's recovery of a Tony Woods forced fumble at the Houston 27.

L.A. Raiders 23, at Seattle 20 — Sunday, October 13, 1991


Jeff Jaeger's 37-yard field goal 6:37 into overtime was the winner. After both team's punted on their first possession, Los Angeles' Ronnie Lott intercepted Jeff Kemp at the Seattle 19 and Jaeger kicked the game-winner on the next play.

at Seattle 16, Denver 13 — Sunday, November 30, 1992

John Kasay redeemed himself with a 32-yard field goal 11:10 into overtime as Seattle snapped an eight-game losing streak. Kasay had missed a 33-yarder on Seattle's second possession. Denver had three possessions and Seattle four. The Seahawks special teams and defense set up the game-winning drive by downing a punt at the Denver 4 and holding the Broncos to no yards. Seattle drove 24 yards in four plays for the winner.

Philadelphia 20, at Seattle 17 — Sunday, December 13, 1992

Roger Ruzek's 44-yard field goal as the gun sounded ended the longest game in Seattle history. The Eagles gained 101 yards and controlled the ball for 10:02 in overtime.



YEAR BY YEAR REVIEW

1976 REVIEW

Date	W/L	Score	Opp	Att	Interceptions	No	Yds	Avg	LG	TD	
09/12	L	24-30	St. Louis	58,441	Brown	4	70	17.5	33	0	
09/19	L	7-31	at Washington	53,174	Woolsey	4	19	4.7	13	0	
09/26	L	21-37	San Francisco	59,108	Matthews	3	60	20.0	40	1	
10/03	L	13-28	Dallas	62,027	SEA	15	218	14.5	40	1	
10/10	L	20-28	Green Bay (at Milwaukee)	54,983	OPP	30	388	12.9	70	4	
10/17	W	13-10	at Tampa Bay	43,812	Punt Returns	No	FC	Yds	Avg	LG	TD
10/24	L	14-41	Detroit	61,280	Blackwood	19	2	132	6.9	26	0
10/31	L	6-41	at L.A. Rams	52,035	Brown	13	4	74	5.6	19	0
11/06	W	31-13	Atlanta	57,985	SEA	39	6	246	6.3	26	0
11/13	L	21-27	at Minnesota	45,087	OPP	56	3	534	9.5	50	1
11/20	L	27-51	New Orleans	61,865	Kickoff Returns	No	Yds	Avg	LG	TD	
11/27	L	16-28	at N.Y. Giants	65,111	Ross	30	655	21.8	45	0	
12/05	L	7-34	Chicago	60,510	Bolton	15	280	18.6	30	0	
12/12	L	10-27	at Philadelphia	37,949	SEA	79	1605	20.3	45	0	
					OPP	46	1041	22.6	41	0	

Team Statistics		Sea	Opp	Punting		No	Yds	Avg	NetTB	I20	LGB	
TOTAL FIRST DOWNS		237	323	Engles	80	3067	38.3	29.9	3	13	55	2
Rushing		75	166	SEA	82	3067	37.4	30.1	3	13	55	2
Passing		140	136	OPP	65	2275	35.0	29.6	5	10	54	2
Penalty		22	21	FGs	1-19	20-29	30-39	40-49	50+			
3rd Down: Made/Att		59-221	96-219	Bitterlich	0-0	1-1	0-2	0-1	0-0			
3rd Down Pct.		26.7	43.8	Leypoldt	0-0	2-2	1-2	5-7	0-1			
4th Down: Made/Att		15/20	6/16	SEA	0-0	3-3	1-4	5-8	0-1			
4th Down Pct.		75.0	37.8	OPP	1-1	7-7	7-11	5-9	0-2			
TOTAL NET YARDS		4062	5405	Bitterlich: (27) (—) (36W,40W,33W)								
Avg. Per Game		290.1	386.0	Leypoldt: () () (—) (48,44,35b)								
Total Plays		882	1008	(25,39,51S) (—) (43,41) (—) (36W) (—)								
Avg. Per Play		4.6	5.3	(45,46R) (—) (24)								
NET YARDS RUSHING		1413	2881	SEA: (27) (—) (36W,40W,33W) (—)								
Avg. Per Game		100.9	206.0	(48,44,35B) (25,39,51S) (—) (43,41) (—)								
Total Rushes		374	614	(36W) (—) (45,46R) (—) (24)								
NET YARDS PASSING		2649	2524	OPP: (28,46W,22,26) (37) (45,45,31)								
Avg. Per Game		189.2	180.0	(50B,39W) (—) (38,36W,35b) (25,44) (20)								
Sacked/Yards Lost		28/225	27/246	(44W,18,40B,21) (32W,43,39) (46,36,21)								
Gross Yards		2874	2770	(—) (45S,51S) (33,37)								
Att./Completions		480/229	367/223	DEFENSIVE STATISTICS								
Completion Pct.		47.7	60.7	(According to Unofficial Press Box Statistics)								
Had Intercepted		30	15	Tackles								
PUNTS/AVERAGE		82/37.4	65/35.0	Player								
NET PUNTING AVG.		30.1	29.6	T S A Sa T/L PD FF FR								
PENALTIES/YARDS		80/684	106/926	Brown 111 85 26 0.0 2.0 17 2 0								
FUMBLES/BALL LOST		30/18	23/13	Curtis 107 66 41 1.0 5.0 1 0 1								
TOUCHDOWNS		29	53	Bradley 101 75 26 0.0 7.0 4 1 1								
Rushing		14	20	Matthews 92 75 17 0.0 0.0 13 0 0								
Passing		13	27	Niehaus 90 58 32 8.5 13.0 0 0 1								
Returns		2	6	NOTABLE								
TOTAL POINTS		229	429	Record (Finish): 2-12 (5th, NFC West)								
By Quarters		1 2 3 4 OT Tot	Head Coach: Jack Patera (2-12, .143)									
SEA		39 73 61 56 0 229	Assistants: Sam Boghosian (Off. Coord./OL),									
OPP		91 116 127 95 0 429	Bob Hollway (Def. Coord./DBs), Earl Leggett									
Scoring		TDs Ru PaRt PAT FG S Pts	(DL, Andy MacDonald (RBs), Larry									
Leypoldt		0 0 0 0 19-22 8-12 0 43	Peccatiello (LBs), Jerry Rhome									
Smith		5 4 1 0 0 0 30	(QB/WRs/TEs)									
Largent		4 0 4 0 0 0 24	Captains: T Norm Evans (Off), LB Mike Curtis									
McCullum		4 0 4 0 0 0 24	(Def), LB Ed Bradley (Sp. Teams)									
McKinnis		4 0 0 0 0 0 24	MVP: QB Jim Zorn									
Zorn		4 0 0 0 0 0 24	Pro Bowl: None									
SEA		29 14 13 226-29 9-16 1229	National Honors: Jim Zorn, NFC Offensive									
OPP		53 20 27 651-5320-30 0429	Rookie of the Year, DT Steve Niehaus, NFC									
Rushing		Att Yds Avg LG TD	Defensive Rookie of the Year									
Smith		119 537 4.5 53 4	All-NFL: None									
Zorn		52 246 4.7 19 4	Starters: Offense: WR Sam McCullum (13),									
Testerman		67 246 3.8 16 1	LT Nick Bebout (13), LG Bob Penchion (13),									
Nelson		52 173 3.3 25 1	C Fred Hoaglin (7), *C Art Kuehn (7), RG									
McKinnis		46 105 2.2 14 4	John Demarie (7), RG Bob Newton (7), RT									
SEA		374 1413 3.7 53 14	Norm Evans (10), TE Ron Howard (13), *WR									
OPP		614 2881 4.6 47 20	Steve Largent (13), *QB Jim Zorn (14), *RB									
Receiving		No Yds Avg LG TD	Sherman Smith (9), *FB Don Testerman (8).									
Largent		54 705 13.0 45 4	Defense: LE Dave Tipton (12), *LT Steve									
Howard		37 422 11.4 30 0	Niehaus (14), RT Richard Harris (8), RE Bob									
Smith		36 384 10.6 34 1	Lurtsema (13), LLB Ken Geddes (9), MLB Ed									
McCullum		32 506 15.8 72 4	Bradley (14), RLB Mike Curtis (14), LCB									
Testerman		25 232 9.2 25 1	Eddie McMillan (14), RCB Rolly Woolsey									
SEA		229 2874 12.5 80 13	(11), FS Dave Brown (14), SS Al Matthews									
OPP		223 2770 12.4 66 27	(14).									
Passing		Att Cmp Yds Cmp% Yds/Att TD TD% Int Int% LG Sacked Rating	Specialists: K Don Bitterlich (3), P Rick									
Zorn		439 208 2571 47.3 5.85 12 2.7 27 6.1 80 25/196 49.4	Engles (14), K John Leypoldt (11).									
Munson		37 20 295 54.0 7.97 1 2.7 3 8.1 44 3/29 ----	* Rookie or first-year player									
SEA		480 229 2874 47.7 5.98 13 3.7 30 6.2 80 26/225 49.9										
OPP		367 223 2770 60.7 7.54 27 7.3 15 4.0 66 27/246 91.7										

1977 REVIEW

Date	W/L	Score	Opp	Att	Interceptions	No	Yds	Avg	LG	TD	
09/18	L	14-29	Baltimore	58,991	Beamon	6	36	6.0	16	0	
09/25	L	20-42	at Cincinnati	45,579	McMillan	4	157	39.2	57	0	
10/02	L	13-24	Denver	53,108	Brown	4	68	17.0	29	1	
10/09	L	0-31	at New England	45,929	Preece	4	55	13.7	29	0	
10/16	W	30-23	Tampa Bay	54,783	Geddes	3	9	3.0	6	0	
10/23	L	13-31	at Miami	29,855	SEA	25	356	14.2	57	1	
10/30	W	56-17	Buffalo	61,180	OPP	32	594	18.5	102	3	
11/06	L	7-44	at Oakland	50,929	Kickoff Returns	No	Yds	Avg	LG	TD	
11/13	W	17-0	at N. Y. Jets	43,973	Hunter	36	820	22.7	41	0	
11/20	L	10-22	Houston	61,519	Ferguson	11	240	21.8	39	0	
11/27	L	28-30	San Diego	55,338	Packer	13	280	21.5	44	0	
12/04	L	20-30	at Pittsburgh	45,429	SEA	71	1502	21.2	44	0	
12/11	W	34-31	at Kansas City	22,562	OPP	50	1240	24.8	70	0	
12/18	W	20-19	Cleveland	61,583	Punt Returns	No	FC	Yds	Avg	LG	TD

Team Statistics		Sea	Opp
TOTAL FIRST DOWNS		251	295
Rushing		116	152
Passing		116	125
Penalty		19	18
3rd Down: Made/Att	72/187	86/206	
3rd Down Pct.	38.5	42.7	
4th Down: Made/Att	6/16	9/14	
4th Down Pct.	37.8	64.3	
TOTAL NET YARDS	4292	4818	
Avg. Per Game	306.5	344.1	
Total Plays	869	963	
Avg. Per Play	4.9	5.0	
NET YARDS RUSHING	1964	2485	
Avg. Per Game	140.2	177.5	
Total Rushes	461	596	
NET YARDS PASSING	2328	2333	
Avg. Per Game	166.2	166.6	
Sacked/Yards Lost	21/131	18/131	
Gross Yards	2459	2464	
Att./Completions	387/175	349/196	
Completion Pct.	45.2	56.1	
Had Intercepted	32	25	
PUNTS/AVERAGE	64/37.9	54/35.9	
NET PUNTING AVG.	30.9	30.8	
PENALTIES/YARDS	76/666	96/794	
FUMBLES/BALL LOST	26/13	20/11	
TOUCHDOWNS	37	43	
Rushing	12	21	
Passing	23	19	
Returns	2	3	
TOTAL POINTS	282	373	

By Quarters	1	2	3	4	OT	Total
SEA	52	106	57	67	0	282
OPP	101	105	65	102	0	373

Scoring	TDs	Ru	Pa	Rt	PAT	FG	S	Pts	
Largent	10	0	10	0	0	0	0	60	
Leypoldt	0	0	0	0	33	37	9-18	0	60
Sims	8	5	3	0	0	0	0	48	
Smith	6	4	2	0	0	0	0	36	
Testerman	5	1	4	0	0	0	0	30	
SEA	37	12	23	233	37	9-18	0	282	
OPP	43	21	19	342	43	32-31	0	373	

Rushing	Att	Yds	Avg	LG	TD
Smith	163	763	4.7	39	4
Testerman	119	459	3.8	20	1
Sims	99	369	3.7	17	5
Hunter	32	179	5.5	20	1
Zorn	25	141	5.6	15	1
SEA	461	1964	4.2	39	12
OPP	596	2485	4.1	41	21

Receiving	No	Yds	Avg	LG	TD
Largent	33	643	19.4	74	10
Testerman	31	219	7.0	25	4
Smith	30	419	13.9	44	2
Ferguson	19	374	19.6	45	2
Howard	17	177	10.4	24	1
Sims	12	176	14.6	82	3
Sawyer	10	105	10.5	27	0
SEA	175	2459	14.0	82	23
OPP	196	2464	12.5	67	19

Punting	No	Yds	Avg	NetTB	I20	LGB		
Weaver	58	2293	39.5	31.8	4	10	59	1
Engles	4	137	34.3	25.3	0	0	41	1
SEA	64	2430	37.9	30.6	4	10	59	2
OPP	54	1942	35.9	30.8	3	11	61	2

FGs	1-9	20-29	30-39	40-49	50+
Leypoldt	1-2	2-3	2-4	3-4	1-5
SEA	1-2	2-3	2-4	3-4	1-5
OPP	0-0	9-10	10-12	4-9	0-0

Leypoldt: (19B) (52S,32,42) (52S) (—) (43,21R,37B) (19,41) (—) (—) (33R, 43L,50R,33) (51) (—) (20,27) (—) (51S) **Opp:** (45r,38,42) (—) (36) (36,26R) (40,37,20) (39L,41) (25) (35,39,37) (46R) (31B,46b,27,37) (40,26,39) (22,28,43) (49L,23,45L) (24,38)

DEFENSIVE STATISTICS

(According to Unofficial Press Box Statistics)

Player	Tackles										
	T	S	A	Sa	T/L	PD	FF	FR			
Beeson	136	110	26	1.0	8.0	5	0	1			
Beamon	128	82	36	0.0	2.0	8	1	0			
Green	98	57	41	0.0	6.0	5	1	0			
Preece	96	61	35	0.0	0.0	5	1	1			
McMillan	80	63	17	0.0	3.0	15	0	3			
Lurtsema	79	46	33	2.0	5.0	0	0	0			

NOTABLE

Record (Finish): 5-9 (4th, AFC West). Set record for wins by 2nd year expansion team.

Head Coach: Jack Patera (7-21, .250)

Assistants: Sam Boghosian (Off. Coord./OL), Bob Hollway (Def. Coord./DBs), Earl Leggett (DL), Andy MacDonald (RBs), Larry Peccatiello (LBs), Jerry Rhome (QB/WRs/TEs)

Captains: T Norm Evans (Off), S Eddie McMillan (Def), S Steve Preece (Sp. Teams)

MVP: WR Steve Largent

Pro Bowl: None

National Honors: None

All-NFL: None

Starters: Offense: WR Duke Ferguson (8), WR Sam McCullum (3), LT Nick Bebout (12), LG Gordon Jolley (11), *LG Tom Lynch (5), C Art Kuehn (14), RG Ron Coder (14), RT Norm Evans (13), TE Ron Howard (12), WR Steve Largent (14), QB Jim Zorn (10), QB Steve Myer (4), RB Sheman Smith (13), FB Don Testerman (13)

Defense: LE Richard Harris (14), LT Ron East (14), RT Bob Lurtsema (9), *RT Dennis Boyd (5), RE Alden Roche (9), LLB Sammy Green (14), *MLB Terry Beeson (13), RLB Ken Geddes (14), LCB Eddie McMillan (14), RCB Dave Brown (14), SS Autry Beamon (9), SS Don Dufek (5), FS Steve Preece (14).

Specialists: P Rick Engles (1), K John Leypoldt (14), P Herman Weaver (13).

* Rookie or first-year player

Passing	Att	Cmp	Yds	Cmp%	Yds/Att	TD	TD%	Int	Int%	LG	Sacked	Rating
Zorn	251	104	1683	41.4	6.60	16	6.3	19	7.5	82	12/51	54.2
Myer	130	70	729	53.8	5.60	6	4.6	12	9.2	45	9/80	47.6
SEA	387	175	2459	45.2	6.35	23	5.9	32	8.2	82	21/131	51.7
OPP	349	196	2465	56.1	7.06	19	5.4	25	7.1	67	18/131	66.6

1978 REVIEW

Date	W/L	Score	Opp	Att	Interceptions	No	Yds	Avg	LG	TD			
09/03	L	20-24	San Diego	55,778	Webster	5	9	1.8	4	0			
09/10	L	10-21	at Pittsburgh	48,277	Harris	4	65	16.3	28	0			
09/17	W	24-17	at N.Y. Jets	46,911	Beamon	4	17	4.3	15	0			
09/24	W	28-16	Detroit	56,781	Brown	3	44	14.7	44	0			
10/01	L	7-28	at Denver	74,989	SEA	22	193	8.8	44	1			
10/08	W	29-28	Minnesota	62,031	OPP	22	300	13.6	52	1			
10/15	L	28-45	Green Bay (at Milwaukee)	52,712	Punting	No	Yds	Avg	NetTB	I20	LGB		
					Weaver	66	2440	37.0	29.5	6	13	59	0
					SEA	69	2543	36.9	29.9	6	15	59	0
					OPP	66	2507	38.0	31.0	6	16	67	1
10/22	W	27-7	Oakland	62,529	Punt Returns	No	FC	Yds	Avg	LG	TD		
					Crawford	34	4	284	8.4	22	0		
					SEA	40	5	342	8.6	42	0		
					OPP	36	9	363	10.1	24	0		
10/29	L	17-20	Denver (OT)	62,948	Kickoff Returns	No	Yds	Avg	LG	TD			
					Hunter	16	385	24.1	38	0			
					Crawford	35	829	23.7	36	0			
					SEA	67	1510	22.5	38	0			
					OPP	66	1328	20.1	95	1			
11/05	W	31-29	at Chicago	50,697	FGs	1-19	20-29	30-30	40-49	50+			
					Herrera	2-2	1-1	5-7	5-10	0-1			
					SEA	2-2	1-1	5-7	5-10	0-1			
					OPP	2-2	7-7	8-10	2-5	0-3			
11/12	L	14-17	Baltimore	61,905	Herrera: (45S,47S) (20, 42S) (45) (—)								
					(33R) (19) (38S) (42,32) (49L,37) (34)								
					(53S) (40,18) (46) (38) (48) (42R,31)								
					OPP: (18) (52S,31R) (37) (49S,44,38,29)								
					(—) (48R) (22) (—) (34,34R,50S,18)								
					(33,36,39) (22,49S) (20) (26) (511,40)								
					(37,26,27) (33)								

Team Statistics	Sea	Opp
TOTAL FIRST DOWNS	345	331
Rushing	150	153
Passing	156	160
Penalty	39	18
3rd Down: Made/Att	98/235	88/216
3rd Down Pct.	41.7	40.7
4th Down: Made/Att	20/31	8/14
4th Down Pct.	54.5	57.1
TOTAL NET YARDS	5511	5522
Avg. Per Game	344.4	345.1
Total Plays	1072	1036
Avg. Per Play	5.1	5.3
NET YARDS RUSHING	2394	2517
Avg. Per Game	149.6	157.3
Total Rushes	561	551
NET YARDS PASSING	3117	3005
Avg. Per Game	194.8	187.8
Sacked/Yards Lost	44/284	25/220
Gross Yards	3401	3225
Att./Completions	467/261	460/263
Completion Pct.	55.9	57.2
Had Intercepted	22	22
PUNTS/AVERAGE	69/36.9	66/38.0
NET PUNTING AVG.	29.9	31.0
PENALTIES/YARDS	94/789	125/997
FUMBLES/BALL LOST	36/19	34/17
TOUCHDOWNS	44	43
Rushing	28	20
Passing	15	21
Returns	1	2
TOTAL POINTS	345	358

By Quarters	1	2	3	4	OT	Tot		
SEA	85	115	50	95	0	345		
OPP	68	114	79	94	3	358		
Scoring	TDs	Ru	Pa	Rt	PAT	FG	S	Pts
Sims	15	14	1	0	0	0	0	90
Herrera	0	0	0	0	0	40	13	21
Largent	8	0	8	0	0	0	0	48
Smith	7	6	1	0	0	0	0	42
Zorn	6	6	0	0	0	0	0	36
SEA	44	28	15	140	44	13	21	1345
OPP	43	20	21	241	43	19	27	1358
Rushing	Att	Yds	Avg	LG	TD			
Smith	165	805	4.9	67	6			
Sims	174	752	4.3	44	14			
Hunter	105	348	3.3	55	2			
Zorn	59	290	4.9	23	6			
SEA	561	2394	4.3	67	28			
OPP	551	2517	4.6	62	20			
Receiving	No	Yds	Avg	LG	TD			
Largent	71	1168	16.5	57	8			
McCullum	37	525	14.2	44	3			
Sims	30	195	6.5	25	1			
Smith	28	366	13.1	64	1			
Raible	22	316	14.4	38	1			
SEA	261	3401	13.0	64	15			
OPP	263	3225	12.3	55	21			

Passing	Att	Cmp	Yds	Cmp%	Yds/'	TD	TD%	Int	Int%	LG	Sacked	Rating
Zorn	443	248	3283	56.0		15	3.4	20	4.5	64	44/284	72.2
Myer	22	11	94	50.0		27	0	0.0	2	9.1	17	0/0
SEA	467	261	3401	55.9		28	15	3.2	22	4.7	64	44/284
OPP	460	263	3225	57.2		7.01	21	4.6	22	4.8	55	25/220

Player	T	S	A	Sa	T/L	PD	FF	FR
Beeson	153	97	46	0.0	10.0	4	0	0
Butler	122	83	39	2.0	12.0	13	0	2
Green	115	79	36	0.0	5.0	2	0	1
Webster	113	85	28	0.0	5.0	33	0	1
Harris	113	72	41	2.0	4.0	15	1	0
Beamon	108	79	29	0.0	7.0	13	1	1

DEFENSIVE STATISTICS

(According to Unofficial Press Box Statistics)

Player	T	S	A	Sa	T/L	PD	FF	FR
Beeson	153	97	46	0.0	10.0	4	0	0
Butler	122	83	39	2.0	12.0	13	0	2
Green	115	79	36	0.0	5.0	2	0	1
Webster	113	85	28	0.0	5.0	33	0	1
Harris	113	72	41	2.0	4.0	15	1	0
Beamon	108	79	29	0.0	7.0	13	1	1

NOTABLE

Record (Finish): 9-7 (T2nd, AFC West). Best third-year expansion record. Missed playoffs by one game.

Head Coach: Jack Patera (16-28, .364)

Assistants: Jack Christensen (DBs), Andy MacDonald (RBs), Jim Mora (DL), Howard Mudd (OL), Larry Peccatiello (Def Coach /LBs), Jerry Rhome (Off. Coach/QBs/WRs/TEs)

Captains: T Norm Evans (Off), DT Dennis Boyd (Def), S Atry Beamon (Sp. Teams)

MVP: QB Jim Zorn

Pro Bowl: WR Steve Largent (1)

National Honors: Jack Patera (Coach of the Year), GM John Thompson (Executive of the Year)

First-Team All-NFL: QB Jim Zorn (NEA)

Starters: Offense: WR Sam McCullum (16), LT Nick Bebout (16), LG Tom Lynch (16), C John Yarno (13), C Art Kuehn (3), RG Bob Newton (16), RT Steve August (14), RT Norm Evans (2), TE Ron Howard (11), TE John Sawyer (5), WR Steve Largent (16), QB Jim Zorn (16), FB David Sims (8), FB Don Testerman (5), RB Sherman Smith (12).

Defense: LE Ernie Price (11), LT Dennis Boyd (16), RT Bill Sandifer (8, also 5 @LE), LLB Sammy Green (16), MLB Terry Beeson (16), *RLB Keith Butler (14), LCB Cornell Webster (14), *LCB Keith Simpson (2), RCB Dave Brown (16), SS Atry Beamon (16), *FS John Harris (16).

Specialists: K Efen Herrera (16), P Herman Weaver (16).

* Rookie or first-year player

1979 REVIEW

Date	W/L	Score	Opp	Att	Receiving	No	Yds	Avg	LG	TD
09/02	L	16-33	San Diego	62,287	Largent	66	1237	18.7	55	9
09/09	L	10-19	at Miami	56,233	Doornink	54	432	8.0	41	1
09/16	W	27-10	Oakland	61,602	Smith	48	499	10.4	35	4
09/23	L	34-37	at Denver	74,879	McCullum	46	739	16.1	65	4
09/30	L	6-24	Kansas City	61,169	Peets	25	293	11.7	28	1
10/07	W	35-24	at San Francisco	44,592	Raible	20	252	12.6	41	1
10/14	L	10-20	at San Diego	50,077	Moore	14	128	9.1	24	0
10/21	W	34-14	Houston	60,705	SEA	292	3791	13.0	65	20
10/29	W	31-28	at Atlanta (M)	52,566	OPP	317	3739	11.8	51	21
11/04	L	0-24	L.A. Rams	62,048	Interceptions	No	Yds	Avg	LG	TD
11/11	W	29-24	at Cleveland	72,440	Brown	6	46	9.2	23	0
11/18	W	38-24	New Orleans	60,055	Simpson	4	72	18.0	41	0
11/26	W	30-7	N.Y. Jets (M)	59,977	Harris	2	30	15.0	25	0
12/02	L	21-37	at Kansas City	42,160	SEA	17	284	16.7	91	1
12/08	W	28-23	Denver (Sa)	60,038	OPP	18	185	10.3	34	1
12/16	W	29-24	at Oakland	53,177	Kickoff Returns	No	Yds	Avg	LG	TD

Team Statistics		Sea	Opp					
TOTAL FIRST DOWNS		315	350					
Rushing		121	146					
Passing		171	171					
Penalty		23	33					
3rd Down: Made/Att	104/243	88/224						
3rd Down Pct.	42.8	39.3						
4th Down: Made/Att	14/23	13/21						
4th Down Pct.	60.7	61.9						
TOTAL NET YARDS	5557	5834						
Avg. Per Game	347.3	364.6						
Total Plays	1046	1078						
Avg. Per Play	5.3	5.4						
NET YARDS RUSHING	1967	2375						
Avg. Per Game	122.9	148.4						
Total Rushes	500	533						
NET YARDS PASSING	3590	3459						
Avg. Per Game	224.4	216.2						
Sacked/Yards Lost	23/201	37/280						
Gross Yards	3791	3739						
Att./Completions	523/292	508/317						
Completion Pct.	55.8	62.4						
Had Intercepted	18	17						
PUNTS/AVERAGE	70/38.4	69/37.9						
NET PUNTING AVG.	33.1	31.5						
PENALTIES/YARDS	104/903	117/1045						
FUMBLES/BALL LOST	31/18	39/16						
TOUCHDOWNS								
Rushing	46	46						
Passing	24	23						
Returns	20	21						
By Quarters								
1	2	3	4	OT	Tot			
SEA	78	145	87	99	--	378		
OPP	63	116	84	109	--	372		
Scoring	TDs	Ru	Pa	Rt	PAT	FG	S	Pts
Herrera	0	0	0	0	43-46	19-23	0	100
Smith	15	11	4	0	0	0	0	90
Doornink	9	8	1	0	0	0	0	54
Largent	9	0	0	0	0	0	0	54
McCullum	4	0	4	0	0	0	0	24
SEA	46	24	20	243-46	19-23	1378		
OPP	46	23	21	242-46	18-28	0	372	
Rushing	Att	Yds	Avg	LG	TD			
Smith	194	775	4.0	31	11			
Doornink	152	500	3.3	26	8			
Zorn	46	279	6.1	41	2			
Hunter	34	174	5.1	67	1			
Moore	44	168	3.8	18	2			
SEA	500	1967	3.9	67	24			
OPP	533	2375	4.5	84	23			
Punting	No	Yds	Avg	NetTB	I20	LGB		
Weaver	66	2651	40.2	33.4	3	11	60	3
SEA	70	2687	38.4	33.1	4	11	60	3
OPP	69	2616	37.9	31.5	8	14	64	1
Punt Returns	No	FC	Yds	Avg	LG	TD		
T. Green	16	3	121	7.6	30	0		
Moore	10	1	90	9.0	29	0		
SEA	34	6	281	8.3	30	0		
OPP	42	12	289	6.9	27	0		

DEFENSIVE STATISTICS										
(According to Unofficial Press Box Statistics)										
Tackles										
Player	T	S	A	Sa	T/L	PD	FF	FR		
Beeson	116	89	27	2.0	11.0	4	0	1		
Beamon	112	75	38	0.0	3.0	14	1	2		
Jackson	95	53	42	0.0	4.0	8	0	1		
Hardy	87	67	22	3.5	11.0	1	1	0		
Butler	88	56	32	2.0	3.0	9	0	2		
Simpson	88	73	15	2.0	5.0	12	4	0		

NOTABLE										
Record (Finish): 9-7 (T3rd, AFC West)										
Head Coach: Jack Patera (25-35, .417)										
Assistants: Jack Christensen (DBs), Andy MacDonald (RBs), Jim Mora (DL), Howard Mudd (OL), Larry Peccatiello (Def Coach /LBs), Jerry Rhome (Off. Coach)										
QB/WRs/TEs: Rusty Tillman (Sp. Teams)										
Captains: WR Steve Largent (Off), DE Dennis Boyd (Def), S Autry Beamon (Sp. Teams)										
MVP: WR Steve Largent										
Pro Bowl: WR Steve Largent (2)										
National Honors: None										
All-NFL: WR Steve Largent (Sports Illustrated, NY Daily News)										
Starters: Offense: WR Sam McCullum (16), LT Nick Bebout (13), LT Louis Bullard (2), LG Tom Lynch (16), C John Yarmo (16), RG Bob Newton (11), RG Ron Coder (5), RT Steve August (16), TE Brian Peets (14), WR Steve Largent (15), QB Jim Zorn (16), RB Sherman Smith (15), FB David Sims (4), FB Dan Doornink (12).										
Defense: LE Carl Eller (8), LE Dennis Boyd (4), LE Ernie Price (4), *LT Robert Hardy (16), *RT Manu Tuiasosopo (16), RE Bill Gregory (16), LLB Sammy Green (9), *LLB Michael Jackson (7), MLB Terry Beeson (16), RLB Keith Butler (14), LCB Cornell Webster (14), LCB Kerry Justin (2), RCB Dave Brown (16), SS Keith Simpson (11), SS Autry Beamon (4), FS Autry Beamon (9), FS John Harris (6).										
Specialists: K Efen Herrera (16), P Herman Weaver (16).										

* Rookie or first-year player

Passing	Att	Cmp	Yds	Cmp%	Yds/Att	TD	TD%	Int	Int%	LG	Sacked	Rating
Zorn	505	285	3661	56.4	7.25	20	4.0	18	3.6	65	23/201	77.6
SEA	523	292	3791	55.8	7.25	20	3.8	18	3.4	65	23/201	76.2
OPP	508	317	3739	62.4	7.36	21	4.1	17	3.3	51	37/280	84.6

1980 REVIEW

Date	W/L	Score	Opp	Att	Receiving	No	Yds	Avg	LG	TD	
09/07	L	13-34	San Diego	62,042	Largent	66	1064	16.1	67	6	
09/14	W	17-16	at Kansas City	42,403	McCullum	62	874	14.1	58	5	
09/21	L	31-37	New England	61,035	Sawyer	36	410	11.4	32	0	
09/28	W	14-0	at Washington	53,263	Doornink	31	237	7.6	16	2	
10/05	W	26-7	at Houston	46,860	Jodat	26	190	7.3	14	1	
10/12	L	3-27	Cleveland	61,366	Moore	25	231	9.2	34	0	
10/19	W	27-17	at N.Y. Jets	52,496	SEA	287	3494	12.2	67	18	
10/26	L	14-33	at Oakland	50,185	OPP	267	3280	12.3	68	28	
11/02	L	20-27	Philadelphia	61,047	Punting	No	Yds	Avg	NetTB	I20LGB	
11/09	L	30-31	Kansas City	58,976	Weaver	67	2798	41.8	31.6	7 14 62 2	
11/17	L	17-19	Oakland (M)	60,480	SEA	70	2827	40.4	31.6	7 15 62 2	
11/23	L	20-36	at Denver	73,274	OPP	66	2652	40.2	34.6	1 20 60 2	
11/27	L	7-51	at Dallas (Th)	57,540	Punt Returns	No	FC	Yds	Avg	LG	TD
12/07	L	21-27	N.Y. Giants	51,617	Lewis	41	9	349	8.5	75	1
12/13	L	14-21	at San Diego (Sa)	49,980	SEA	41	9	349	8.5	75	1
12/21	L	17-25	Denver	51,853	OPP	42	9	476	11.3	36	0

Team Statistics	Sea	Opp
TOTAL FIRST DOWNS	302	301
Rushing	114	129
Passing	166	147
Penalty	22	25
3rd Down: Made/Att	85/230	110/235
3rd Down Pct.	37.0	46.8
4th Down: Made/Att	10/15	13/14
4th Down Pct.	66.7	92.9
TOTAL NET YARDS	4879	5177
Avg. Per Game	304.9	323.6
Total Plays	1024	1038
Avg. Per Play	4.8	5.0
NET YARDS RUSHING	1783	2067
Avg. Per Game	111.4	129.2
Total Rushes	456	550
NET YARDS PASSING	3096	3110
Avg. Per Game	193.5	194.4
Sacked/Yards Lost	51/398	26/170
Gross Yards	3494	3280
Att./Completions	517/287	462/267
Completion Pct.	55.5	57.8
Had Intercepted	23	23
PUNTS/AVERAGE	70/40.4	66/40.2
NET PUNTING AVG.	31.6	34.6
PENALTIES/YARDS	109/901	103/876
FUMBLES/BALL LOST	38/15	33/11
TOUCHDOWNS	33	47
Rushing	13	17
Passing	18	28
Returns	2	2
TOTAL POINTS	291	408

By Quarters	1	2	3	4	OT	Tot		
SEA	25	95	50	121	---	291		
OPP	48	139	77	144	---	408		
Scoring	Tds	Ru	Pa	Rt	PAT	FG	S	Pts
Herrera	0	0	0	0	333-20	31	0	93
Jodat	6	5	1	0	0	0	0	36
Largent	6	0	6	0	0	0	0	36
McCullum	6	0	6	0	0	0	0	36
Doornink	5	3	2	0	0	0	0	30
McCutcheon	4	3	1	0	0	0	0	24
SEA	33	13	18	233	3320	31	0	291
OPP	47	17	28	245	4725	33	3	408
Rushing	Att	Yds	Avg	LG	TD			
Jodat	155	632	4.1	26	5			
Doornink	100	344	3.4	22	3			
Zorn	44	214	4.9	25	1			
McCutcheon	40	202	5.1	32	3			
Moore	60	202	3.4	20	0			
SEA	456	1783	3.9	32	13			
OPP	550	2067	3.8	46	17			
Interceptions	No	Yds	Avg	LG	TD			
Brown	6	32	5.3	24	0			
Harris	6	28	4.7	15	0			
Simpson	3	15	5.0	10	0			
SEA	23	95	4.1	24	0			
OPP	23	170	7.4	25	2			

Kickoff Returns	No	Yds	Avg	LG	TD
Lewis	25	585	23.4	54	0
Webster	21	406	19.3	34	0
SEA	73	1489	20.4	54	0
OPP	64	1223	19.1	46	0
FGs	1-19	20-29	30-30	40-49	50+
Herrera	1-1	6-6	8-9	4-10	1-5
SEA	1-1	6-6	8-9	4-10	1-5
OPP	1-1	8-9	9-11	3-5	4-7
Herrera: (46,54S,28) (19) (33) (—)(32,33,50,44,40R) (51S,29) (48,23) (48S) (21,31,41L) (39,31,33,60S) (46S,37) (21,20) (—) (52R,48R) (47L) (31R,47) OPP: (41,29) (50,23,57) (19,30,44R,29) (33R,50S,52R) (—) (—) (37L) (34,38,43S,30,25) (39,25) (42) (28) (24,33) (—) (43,32) (23L) (53,55,34,38,52S)					

DEFENSIVE STATISTICS

(According to Unofficial Press Box Statistics)

Player	Tackles					T/L	PD	FF	FR
	T	S	A	Sa	T/L				
Jackson	136	105	31	0.0	4.0	5	1	2	
Harris	119	80	39	0.0	2.0	9	0	1	
Simpson	110	82	28	1.0	4.0	16.5	0	1	
Beeson	101	65	36	1.0	5.0	1	2	1	
Hardy	103	72	31	3.0	15.0	2	1	1	
Tuiasosopo	94	63	31	3.5	8.0	4	0	1	

NOTABLE

Record (Finish): 4-12 (5th, AFC West).
 Finished 0-8 at home, lost last 9 overall.
Head Coach: Jack Patena (29-47, 382)
Assistants: Jack Christensen (DBs), Andy MacDonald (RBs), Jim Mora (DL), Howard Mudd (OL), Larry Peciatiello (Def Coach /LBs), Jerry Rhone (Off. Coach/ QBs/WRs/TEs), Rusty Tillman (Sp. Teams)
Captains: WR Steve Largent (Off), SS Keith Simpson (Def)
MVP: WR Sam McCullum
Pro Bowl: None
National Honors: None
All-NFL: None
Starters: Offense: WR Sam McCullum (16), LT Louis Bullard (13), *LT Ron Essink (3), LG Tom Lynch (12), LG Jeff Sevy (4), C John Yarno (16), RG Bob Newton (16), RT Steve August (16), TE John Sawyer (16), WR Steve Largent (16), QB Jim Zorn (16), RB Sherman Smith (2), RB Dan Doornink (11), FB Jim Jodat (13), FB Dan Doornink (3).
Defense: *LE Jacob Green (13), LT Robert Hardy (16), RT Manu Tuiasosopo (16), RE Bill Gregory (13), LLB Michael Jackson (15), MLB Terry Beeson (16), RLB Keith Butler (16), LCB Cornell Webster (5), LCB Kerry Justin (11), RCB Dave Brown (16), SS Keith Simpson (16), FS John Harris (16).
Specialists: K Efren Herrera (16), P Herman Weaver (16).
 * Rookie or first-year player

Passing	Att	Cmp	Yds	Cmp%	Yds/Att	TD	TD%	Int	Int%	LG	Sacked	Rating
Zorn	488	276	3346	53.3	6.86	17	3.5	20	4.1	67	44/341	72.4
Adkins	23	10	136	43.5	5.91	1	4.3	3	13.0	22	5/51	----
Krieg	2	0	0	0.0	0.00	0	0.0	0	0.0	0	1/6	----
SEA	517	287	3494	55.5	6.76	18	3.5	23	4.4	67	51/398	71.3
OPP	462	267	3280	57.8	7.10	28	6.1	23	5.0	68	26/170	79/3

1981 REVIEW

Date	W/L	Score	Opp	Att	Interceptions	No	Yds	Avg	LG	TD			
09/06	L	21-27	at Cincinnati	41,177	Harris	10	155	15.5	42	2			
09/13	W	13-10	Denver	58,513	Easley	3	155	51.7	82	1			
09/20	L	10-20	at Oakland	45,725	SEA	21	397	18.9	82	3			
09/27	L	14-20	Kansas City	59,255	OPP	15	257	17.1	46	1			
10/04	L	10-24	at San Diego	51,463	Punting	No	Yds	Avg	NetTB	I20	LGB		
10/11	L	17-35	at Houston	42,671	West	66	2578	39.1	36.1	2	16	56	0
10/18	L	0-32	N.Y. Giants	56,134	SEA	68	2665	39.0	36.2	2	16	56	0
10/25	W	19-3	at N.Y. Jets	49,678	OPP	55	2337	42.5	35.3	5	14	63	0
11/01	L	24-34	at Green Bay	49,467	Punt Returns	No	FC	Yds	Avg	LG	TD		
11/08	W	24-21	Pittsburgh	59,058	Johns	16	4	177	11.1	34	0		
11/16	W	44-23	San Diego (M)	58,628	Lewis	15	2	100	6.7	23	0		
11/22	L	13-40	at Kansas City	49,002	SEA	32	6	293	9.2	34	0		
11/29	L	31-32	Oakland	57,147	OPP	33	18	153	4.6	16	0		
12/06	W	27-23	N.Y. Jets	53,105	Kickoff Returns	No	Yds	Avg	LG	TD			
12/13	L	13-23	at Denver	74,527	Lewis	20	378	18.9	36	0			
12/20	W	42-21	Cleveland	51,435	Ivory	15	281	18.7	32	0			

Team Statistics		Sea	Opp	SEA	OPP
TOTAL FIRST DOWNS		295	371	69	1278
Rushing		103	175	18.5	36
Passing		166	173	17.6	35
Penalty		26	23		
3rd Down: Made/Att		76/204	107/220		
3rd Down Pct.		37.3	48.6		
4th Down: Made/Att		8/19	4/10		
4th Down Pct.		42.1	40.0		
Possession Avg.		26:59	33:01		
TOTAL NET YARDS		5021	5940		
Avg. Per Game		313.8	371.3		
Total Plays		1001	1126		
Avg. Per Play		5.0	5.3		
NET YARDS RUSHING		1594	2806		
Avg. Per Game		99.6	175.4		
Total Rushes		440	588		
NET YARDS PASSING		3427	3134		
Avg. Per Game		214.2	195.9		
Sacked/Yards Lost		37/300	36/260		
Gross Yards		3727	3394		
Att./Completions		524/307	502/294		
Completion Pct.		58.6	58.6		
Had Intercepted		15	21		
PUNTS/AVERAGE		68/39.0	55/42.5		
NET PUNTING AVG.		36.2	35.3		
PENALTIES/YARDS		106/823	104/944		
FUMBLES/BALL LOST		41/23	43/27		
TOUCHDOWNS		40	46		
Rushing		14	20		
Passing		21	25		
Returns		5	1		
TOTAL POINTS		322	388		

Player	T	S	A	Sa	T/L	PD	FF	FR
Jackson	141	99	42	1.0	5.0	4	3	1
Easley	108	79	28	0.0	3.0	10	0	3
Butler	100	68	32	1.5	8.0	2	0	0
Harris	91	71	20	0.0	3.0	7	2	3
Green	87	72	15	12.0	18.0	1	5.5	1

DEFENSIVE STATISTICS

(According to Unofficial Press Box Statistics)

Tackles

Player	T	S	A	Sa	T/L	PD	FF	FR
Jackson	141	99	42	1.0	5.0	4	3	1
Easley	108	79	28	0.0	3.0	10	0	3
Butler	100	68	32	1.5	8.0	2	0	0
Harris	91	71	20	0.0	3.0	7	2	3
Green	87	72	15	12.0	18.0	1	5.5	1

NOTABLE

Record (Finish): 6-10 (5th, AFC West)
Head Coach: Jack Patera (35-57, .380)
Assistants: Jack Christensen (DBs), Andy MacDonald (RBs), Jim Mora (DL), Howard Mudd (OL), Jerry Rhome (Off. Coach/ QBs/WRs/TEs), Jackie Simpson (Def Coach /LBs), Rusty Tillman (Sp. Teams)
Captains: WR Steve Largent (Off), CB Keith Simpson (Def)
MVP: WR Steve Largent
Pro Bowl: WR Steve Largent (3)
National Honors: LS Kenny Easley (AFC Defensive Rookie of the Year)
First-Team All-NFL: None
Starters - Offense: WR Sam McCullum (14), LT Ron Essink (16), *LG Edwin Bailey (15), C Art Kuehn (7), C John Yarno (9), RG Bob Newton (15), RT Steve August (16), TE John Sawyer (16), WR Steve Largent (16), QB Jim Zorn (13), QB Dave Krieg (3), FB Dan Doornink (9), FB Jim Jodat (5), *FB David Hughes (2), RB Sherman Smith (8), RB Theotis Brown (7).
Defense: LE Jacob Green (16), LT Robert Hardy (14), RT Manu Tuaiasosopo (5), RT Doug Sutherland (6), RT Mike White (5), RE Fred Anderson (5), RE Manu Tuaiasosopo (11), LLB Michael Jackson (15, also 1 @ MLB), MLB Terry Beeson (7), MLB Joe Norman (7), RLB Keith Butler (16), LCB Keith Simpson (12), RCB Dave Brown (10), CB Kerry Justin (6 @ RCB, 3 @ LCB), *LS Kenny Easley (14), RS John Harris (16).
Specialists: K Wilson Alvarez (4), K Efen Herrera (12), P Jeff West (15).
 * Rookie or first-year player

Passing	Att	Cmp	Yds	Cmp%	Yds/Att	TD	TD%	Int	Int%	LG	Sacked	Rating
Zorn	397	236	2788	59.4	7.02	13	3.3	9	2.3	80	24/201	80.2
Krieg	112	64	843	57.1	7.53	7	6.3	5	4.5	57	11/85	-----
SEA	524	307	3727	58.6	7.11	21	4.0	15	2.9	80	37/300	82.0
OPP	502	294	3394	58.6	6.76	25	5.0	21	4.2	90	36/260	78.2

1982 REVIEW

Date	W/L	Score	Opp	Att	Receiving	No	Yds	Avg	LG	TD	
09/12	L	7-21	Cleveland	55,907	Largent	34	493	14.5	45	3	
09/19	L	21-23	at Houston	43,117	Doornink	22	176	8.0	44	0	
09/26			at New England	Cxl	Smith	19	196	10.3	39	0	
10/03			Kansas City	Cxl	Carr	15	265	17.7	50	2	
10/10			at San Diego	Cxl	Johns	15	234	15.6	35	1	
10/17			L.A. Raiders	Cxl	Metzelaars	15	152	10.1	26	0	
10/24			San Diego	Cxl	SEAHAWKS	176	2068	11.8	50	9	
10/31			at Kansas City	Cxl	OPPONENTS	138	1468	10.6	56	4	
11/07			Denver	Cxl	Punting	No	Yds	Avg	NetTB	I20	LGB
11/14			at St. Louis	Cxl	West	48	1835	38.2	36.7	3	8 52 0
11/21	W	17-10	at Denver	73,916	SEA	49	1889	38.6	35.9	3	9 54 0
11/28	W	16-0	Pittsburgh	55,553	OPP	50	2032	40.6	34.9	3	10 59 0
12/05	L	23-28	at L.A. Raiders	42,170	Punt Returns	No	FC	Yds	Avg	LG	TD
12/12	W	20-14	Chicago	52,826	Johns	19	10	210	11.1	37	0
12/19	L	0-16	New England	53,457	SEA	21	14	228	10.9	37	0
12/26	L	10-24	at Cincinnati	55,330	OPP	19	23	69	3.6	18	0
01/02	W	13-11	Denver	43,145	Kickoff Returns	No	Yds	Avg	LG	TD	
					Ivory	10	224	22.4	30	0	
					Lane	11	172	15.6	32	0	
					SEAHAWKS	29	544	18.8	32	0	
					OPPONENTS	24	361	15.0	34	0	

Team Statistics	Sea	Opp
TOTAL FIRST DOWNS	159	167
Rushing	51	86
Passing	89	68
Penalty	19	13
3rd Down: Made/Att	43/130	50/126
3rd Down Pct.	33.1	39.7
4th Down: Made/Att	6/12	5/8
4th Down Pct.	50.0	62.5
POSSESSION AVG.	28:04	31:56
TOTAL NET YARDS	2594	2794
Avg. Per Game	288.2	310.4
Total Plays	589	600
Avg. Per Play	4.4	4.7

NET YARDS RUSHING	Sea	Opp
Avg. Per Game	88.3	162.3
Total Rushes	227	337
NET YARDS PASSING	1799	1333
Avg. Per Game	199.9	148.1
Sacked/Yards Lost	36/269	17/135
Gross Yards	2068	1468
Att./Completions	326/176	246/138
Completion Pct.	54.0	56.1
Had Intercepted	13	13

PUNTS/AVERAGE	Sea	Opp
NET PUNTING AVG.	35.9	34.9
PENALTIES/YARDS	59/523	44/406
FUMBLES/BALL LOST	21/11	18/9
TOUCHDOWNS	14	18
Rushing	4	12
Passing	9	4
Returns	1	2
TOTAL POINTS	127	147

By Quarters	1	2	3	4	OT	Tot
SEA	9	37	28	53	---	127
OPP	25	70	23	28	---	147

Scoring	TDs	Ru	Pa	Rt	PAT	FG	S	Pts
N. Johnson	0	0	0	0	13	14	10	43
Largent	3	0	3	0	0	0	0	18
T. Brown	2	2	0	0	0	0	0	12
Carr	2	0	2	0	0	0	0	12
Walker	2	0	2	0	0	0	0	12
SEA	14	4	9	113	1410	14	0	127
OPP	18	12	4	217	18	6	15	147

Rushing	Att	Yds	Avg	LG	TD
Smith	63	202	3.2	19	0
Doornink	45	178	4.0	46	0
T. Brown	53	141	2.7	17	2
Zorn	15	113	7.5	35	1
Hughes	30	106	3.5	13	0
SEA	227	795	3.5	46	4
OPP	337	1461	4.3	53	12
Interceptions	No	Yds	Avg	LG	TD
Easley	4	48	12.0	44	0
Harris	4	33	8.3	18	0
Jackson	2	29	14.5	28	0
SEAHAWKS	13	160	12.3	44	1
OPPONENTS	13	88	6.8	39	1

Passing	Att	Cmp	Yds	Cmp%	Yds/Att	TD	TD%	Int	Int%	LG	Sacked	Rating
Zorn	245	126	1540	51.4	6.29	7	2.9	11	4.5	50	20/152	62.1
Krieg	78	49	501	62.8	6.42	2	2.6	2	2.6	44	16/117	79.0
SEA	326	176	2068	54.0	6.34	9	2.8	13	4.0	50	36/269	66.1
OPP	246	138	1468	56.1	5.97	4	1.6	13	5.3	56	17/135	57.1

FGs	1-19	20-29	30-39	40-49	50+
N. Johnson	0-0	3-4	5-6	2-3	0-1
SEA	0-0	3-4	5-6	2-3	0-1
OPP	0-0	4-5	2-3	0-6	0-1

N. Johnson: (—) (—) (37R,41R,23R,25) (35,48,29) (30) (30,34) (52B) (43) (22,34)
OPPONENTS: (45B,26B,42L) (24) (21) (—) (42L) (50R) (21,41B,48L,23) (34) (39L,44B)

DEFENSIVE STATISTICS

(According to Unofficial Press Box Statistics)

Player	Tackles					T/L	PD	FF	FR
	T	S	A	Sa	T/L				
Jackson	64	40	24	0.0	2.0	5	0	1	
Easley	56	49	7	1.0	0.0	3	1	1	
D. Brown	51	40	11	1.0	3.0	2	0	2	
Scholtz	48	36	12	1.0	5.0	3	1	1	
Simpson	46	42	4	0.0	6.0	3	0	0	
Butler	46	36	11	2.0	2.0	1	0	0	

NOTABLE

Record (Finish): 4-5 (T8th, AFC). Season shortened to 9 games because of players' strike. Top 8 in AFC & NFC made playoffs.

Head Coach: Jack Patera (35-59, 372) fired on October 13 after 2 games. Mike McCormack (4-3, 571).

Assistants: Jack Christensen (DBs), Frank Lauterbur (DL), Andy MacDonald (RBs), Howard Mudd (OL), Jerry Rhome (Off). Coach/QBs/WRs/TEs, Jackie Simpson (Def Coach/LBs), Rusty Tillman (Sp. Teams)

Captains: WR Steve Largent (Off), CB Keith Simpson (Def), S Don Dufek (Sp. Teams)

MVP: LS Kenny Easley

Pro Bowl: LS Kenny Easley (1)

National Honors: None

First-Team All-NFL: LS Kenny Easley (PFW, NEA, Football Digest)

Starters: Offense: WR Paul Johns (7), WR Roger Carr (2), LT Dennis Boyd (2), LT Ron Essink (7), LG Edwin Bailey (7, also 2 @ RT), LG Bill Dugan (2), C John Yarno (9), RG Robert Pratt (9), RT Steve August (7), TE Mike Tice (9), WR Steve Largent (8), QB Dave Krieg (2), QB Jim Zorn (7), RB Sherman Smith (8), FB David Hughes (3), FB Dan Doornink (5).

Defense: LE Jacob Green (9), LT Robert Hardy (8), RT Manu Tuasopopo (8), *RE Jeff Bryant (9), *LLB Bruce Scholtz (9), MLB Michael Jackson (8), RLB Keith Butler (8), LCB Keith Simpson (8), RCB Dave Brown (9), LS Kenny Easley (8), RS John Harris (9).

Specialists: *K Norm Johnson (9), P Jeff West (9).

* Rookie or first-year player

1983 REVIEW

Date	W/L	Score	Opp	Att	Rushing	Att	Yds	Avg	LG	TD
09/04	L	13-17	at Kansas City	42,531	Warner	335	1449	4.3	60	13
09/11	W	17-10	at N.Y. Jets	50,066	Hughes	83	313	3.8	26	1
09/18	W	34-31	San Diego	61,714	Doomink	40	99	2.5	9	2
09/25	L	17-27	Washington	60,718	SEA	546	2119	3.9	60	19
10/02	W	24-9	at Cleveland	75,446	OPP	511	2198	4.3	37	14
10/09	L	21-28	at San Diego	49,132	Receiving	No	Yds	Avg	LG	TD
10/16	W	38-36	L.A. Raiders	60,697	Largent	72	1074	14.9	46	11
10/23	L	21-27	Pittsburgh	61,615	Warner	42	325	7.7	28	1
10/30	W	34-21	at L.A. Raiders	49,708	Young	36	529	14.7	47	2
11/06	W	27-19	Denver	61,189	Johns	34	486	14.3	30	4
11/13	L	28-33	at St. Louis	33,280	Doomink	24	328	13.7	47	2
11/20	L	27-38	at Denver	74,710	SEA	251	3316	13.2	50	25
11/27	W	51-48	Kansas City (OT)	56,795	OPP	311	4182	13.4	78	33
12/04	L	10-35	Dallas	63,352	Interceptions	No	Yds	Avg	LG	TD
12/11	W	17-12	at N.Y. Giants	48,942	Easley	7	96	13.2	38	0
12/18	W	24-6	New England	59,688	D. Brown	6	83	13.8	37	0
			Postseason		Simpson	4	39	9.7	14	0
12/24	W	31-7	Denver (Sat.)	60,753	SEAHAWKS	26	353	13.6	73	2
			(AFC First-Round)		OPPONENTS	18	279	15.5	40	1
12/31	W	27-20	at Miami (Sat.)	71,032	Punting	No	Yds	Avg	NetTB	I20
			(AFC Divisional Playoff)		West	79	3115	39.5	34.6	10
01/08	L	14-30	at L.A. Raiders	88,734	SEA	79	3115	39.5	34.6	10
			(AFC Championship)		OPP	68	2754	40.5	34.2	3
					FGs	1-19	20-29	30-39	40-49	50+
					N. Johnson	1-1	4-4	4-7	8-10	1-3
					SEA	1-1	4-4	4-7	8-10	1-3
					OPP	2-2	5-6	6-7	7-9	0-1

Team Statistics	Sea	Opp
TOTAL FIRST DOWNS	300	351
Rushing	131	128
Passing	153	195
Penalty	16	28
3rd Down: Made/Att	96/218	95/214
3rd Down Pct.	44.0	44.4
4th Down: Made/Att	4/10	4/10
4th Down Pct.	40.0	40.0
POSSESSION AVG.	29:52	30:08
TOTAL NET YARDS	5092	6029
Avg. Per Game	318.3	376.8
Total Plays	1032	1075
Avg. Per Play	4.9	5.6
NET YARDS RUSHING	2119	2198
Avg. Per Game	132.4	137.4
Total Rushes	546	511
NET YARDS PASSING	2973	3831
Avg. Per Game	185.8	239.4
Sacked/Yards Lost	47/343	43/351
Gross Yards	3316	4182
Att./Completions	449/251	521/3111
Completion Pct.	55.9	59.7
Had Intercepted	18	26
PUNTS/AVERAGE	79/39.5	68/40.2
NET PUNTING AVG.	34.6	34.2
PENALTIES/YARDS	102/890	91/725
FUMBLES/BALL LOST	36/20	44/28
TOUCHDOWNS	50	48
Rushing	19	14
Passing	25	33
Returns	6	1
TOTAL POINTS	403	397

By Quarters	1	2	3	4	OT	Tot		
SEA	67	99	102	132	3	403		
OPP	69	134	56	138	0	397		
Scoring	Tds	Ru	Pa	Rt	PAT	FG	S	Pts
N. Johnson	0	0	0	0	0	0	0	0
Warner	14	13	1	0	0	0	0	84
Largent	11	0	11	0	0	0	0	66
Johns	5	0	4	1	0	0	0	30
SEA	50	19	25	64	50	18	25	0403
OPP	48	14	33	143	48	20	26	3397
Punt Returns	No	FC	Yds	Avg	LG	TD		
Johns	28	5	316	11.3	75	1		
SEA	34	6	366	10.8	75	1		
OPP	36	16	185	5.1	18	0		
Kickoff Returns	No	Yds	Avg	LG	TD			
Dixon	49	1148	23.4	94	1			
Hughes	12	282	23.5	35	1			
SEAHAWKS	71	1575	22.2	94	1			
OPPONENTS	59	952	16.1	45	0			

Passing	Att	Cmp	Yds	Cmp%	Yds/Att	TD	TD%	Int	Int%	LG	Sacked	Rating
Krieg	243	147	2139	60.5	8.80	18	7.4	11	4.5	50	38/279	95.0
Zorn	205	103	1166	50.2	5.69	7	3.4	7	3.4	43	9/64	64.8
SEA	449	251	3316	55.9	7.38	25	5.6	18	4.0	50	47/34	81.3
OPP	521	311	4182	59.7	8.03	33	6.3	26	5.0	78	43/35	85.6

DEFENSIVE STATISTICS

(According to Unofficial Press Box Statistics)

Tackles

Player	T	S	A	Sa	T/L	PD	FF	FR
Scholtz	104	84	20	1.5	8.0	6	3	1
Robinson	96	65	31	1.5	6.0	0	2	4
Harris	93	67	26	3.0	2.0	8	0	3
Butler	81	61	20	0.0	5.0	1	0	2
Easley	81	58	26	3.0	4.0	8	1	3

NOTABLE

Record (Finish): 9-7 (2nd, AFC). Lost AFC Championship Game at L.A. Raiders, 31-14. First playoff appearance.

Head Coach: Chuck Knox (9-7, .563)

Assistants: Tom Catlin (Asst. Head Coach/Def. Coord./LBs), Ray Prochaska (Off. Coord./OL), George Dyer (DL), Chick Harris (RBs), Ralph Hawkins (DBs), Ken Meyer (QB), Steve Moore (WRs), Rusty Tillman (Sp. Teams/TEs), Joe Vitt (Sp. Assign.)

Captains: WR Steve Largent (Off), CB Dave Brown (Def), RB Eric Lane (Sp. Teams)

MVP: RB Curt Warner

Pro Bowl: SS Kenny Easley (2), RB Curt Warner (1)

National Honors: Chuck Knox, NFL Coach of the Year (SGH), SS Kenny Easley, AFC Defensive Player of the Year (FB News)

First-Team All-NFL: SS Kenny Easley (NEA, PFWA, PFW)

Starters: Offense: WR Harold Jackson (5), WR Paul Johns (9), LT Ron Essink (16), LG Reggie McKenzie (14), LG Edwin Bailey (2), C Blair Bush (16), RG Robert Pratt (16), RT Steve August (15), TE Charlie Young (16), TE Pete Metzelaars (7), WR Steve Largent (14), QB Jim Zorn (8), QB Dave Krieg (8), *RB Curt Warner (16), FB Cullen Bryant (3), FB David Hughes (6).

Defense: LE Jacob Green (16), NT Manu Tuaiasosopo (8), NT Joe Nash (8), RE Jeff Bryant (16), LOLB Bruce Scholtz (16), LILB Shelton Robinson (15), RILB Keith Butler (16), ROLB Michael Jackson (9), ROLB Greg Gaines (6), LCB Keith Simpson (6), LCB Kerry Justin (10), RCB Dave Brown (16), SS Kenny Easley (15), FS John Harris (16).

Specialists: K Norm Johnson (16), P Jeff West (16).

* Rookie or first-year player

1984 REVIEW

Date	W/L	Score	Opp	Att	Punting	No	Yds	Avg	NetTB	I20	LGB
09/03	W	33-0	Cleveland (M)	59,540	West	95	3567	37.5	33.3	10	24 60 0
09/09	W	31-17	San Diego	61,314	SEA	95	3567	37.5	33.3	10	24 60 0
09/16	L	23-38	at New England	43,140	OPP	83	3345	40.3	33.0	6	14 63 4
09/23	W	38-9	Chicago	61,520	Receiving	No	Yds	Avg	LG	TD	
09/30	W	20-12	at Minnesota	57,171	Largent	74	1164	15.7	65	12	
10/07	L	14-28	at L.A. Raiders	77,904	Turner	35	715	20.4	80	10	
10/14	W	31-28	Buffalo	59,034	C. Young	33	337	10.2	31	1	
10/21	W	28-24	Green Bay at Milwaukee	52,286	Doornink	31	365	11.8	32	2	
10/29	W	24-0	at San Diego (M)	53,974	SEA	283	3751	13.3	80	32	
11/04	W	45-0	Kansas City	61,396	OPP	265	3572	13.5	92	18	
11/12	W	17-14	L.A. Raiders (M)	64,001	Interceptions	No	Yds	Avg	LG	TD	
11/18	W	26-6	at Cincinnati	50,280	Easley	10	126	12.6	58	2	
11/25	W	27-24	at Denver	74,922	Brown	8	179	22.4	90	2	
12/02	W	38-17	Detroit	62,441	SEA	38	697	18.3	90	7	
12/09	L	7-34	at Kansas City	34,855	OPP	26	333	12.8	42	3	
12/15	L	14-31	Denver (Sa)	64,411	Kickoff Returns	No	Yds	Avg	LG	TD	

Postseason

12/22	W	13-7	L.A. Raiders (Sa)	62,049	SEA	54	1007	18.6	38	0	
			(AFC First-Round)		OPP	67	1116	16.7	46	0	
12/29	L	10-31	at Miami (Sa)	73,469	FGs	1-19	20-29	30-39	40-49	50+	
			(AFC Divisional Playoff)		Johnson	0-0	9-10	4-4	6-7	1-3	
					OPP	0-0	4-5	5-8	5-9	0-0	

Team Statistics

	Sea	Opp
TOTAL FIRST DOWNS	287	288
Rushing	94	99
Passing	171	160
Penalty	22	29
3rd Down: Made/Att	84/222	73/214
3rd Down Pct.	37.8	34.1
4th Down: Made/Att	4/9	9/20
4th Down Pct.	44.4	45.0

POSSESSION AVG.

TOTAL NET YARDS	5068	4963
Avg. Per Game	316.8	310.2
Total Plays	1034	1051
Avg. Per Play	4.9	4.7

NET YARDS RUSHING

Avg. Per Game	102.8	111.8
Total Rushes	495	475

NET YARDS PASSING

Avg. Per Game	213.9	198.4
Sacked/Yards Lost	42/328	55/398
Gross Yards	3751	3572
Att./Completions	497/283	521/265
Completion Pct.	56.9	50.9
Had Intercepted	26	38

PUNTS/AVERAGE

NET PUNTING AVG.	33.3	33.0
PENALTIES/YARDS	128/1179	114/883
FUMBLES/BALL LOST	24/13	47/25
TOUCHDOWNS	51	34
Rushing	10	11
Passing	32	18
Returns	9	5

TOTAL POINTS

By Quarters	1	2	3	4	OT	Tot
SEA	92	135	100	91	--	418
OPP	60	86	62	74	--	282

Scoring

	TDs	Ru	Pa	Rt	PAT	FG	S	Pts
Johnson	0	0	0	0	050	5120-24	0	110
Largent	12	0	12	0	0	0	0	72
Turner	10	0	10	0	0	0	0	60
Lane	5	4	1	0	0	0	0	30
SEA	51	10	32	950	5120-24	1418		
OPP	34	11	18	534	3414-22	1282		

Rushing

	Att	Yds	Avg	LG	TD
Hughes	94	327	3.5	14	1
Lane	80	299	3.7	40	4
Doornink	57	215	3.8	25	0
SEA	495	1645	3.3	40	10
OPP	475	1789	3.8	25	11

Punt Returns

	No	FC	Yds	Avg	LG	TD
Easley	16	5	194	12.1	42	0
Skansi	16	2	145	9.1	16	0
SEA	44	11	484	11.0	47	1
OPP	32	39	205	6.4	65	1

Passing

	Att	Cmp	Yds	Cmp%	Yds/Att	TD	TD%	Int	Int%	LG	Sacked	Rating
Krieg	480	276	3671	57.5	7.65	32	6.7	24	5.0	80	40/314	83.3
SEA	497	283	3751	56.9	7.55	32	6.4	26	5.2	80	42/328	80.6
OPP	521	265	3572	50.9	6.86	18	3.5	38	7.3	92	55/398	54.2

DEFENSIVE STATISTICS

(According to Unofficial Press Box Statistics)

Tackles

Player	T	S	A	Sa	T/L	PD	FF	FR
Robinson	93	65	28	0.5	5.0	4	0	4
K. Butler	89	68	21	1.0	11.0	4	0	2
Gaines	88	61	27	3.5	4.0	3	0	2
Nash	82	58	24	7.0	11.0	1	1	3

NOTABLE

Record (Finish): 12-4 (2nd, AFC West). Lost divisional playoff at Miami 31-10.

Head Coach: Chuck Knox (21-11, .656)

Assistants: Tom Catlin (Asst. Head Coach/Def. Coord./LBs), Ray Prochaska (Off. Coord./OL), George Dyer (DL), Chick Harris (RBs), Ralph Hawkins (DBs), Ken Meyer (QB), Steve Moore (WRs), Rusty Tillman (Sp. Trs./TEs), Joe Vitt (Sp. Assign.)

Captains: TE Charle Young (Off), CB Dave Brown (Def), RB Eric Lane (Sp. Teams)

MVP: SS Kenny Easley

Pro Bowl: CB Dave Brown (1), SS Kenny Easley (3), K Norm Johnson (1), QB Dave Krieg (1), WR Steve Largent (4), NT Joe Nash (1), Sp. Fredd Young (1)

National Honors: Chuck Knox, NFL Coach of the Year (AP, SN, SGH), SS Kenny Easley, NFL Def. Player of the Year (AP, PFWA)

First-Team All-NFL: CB Dave Brown (Films), SS Kenny Easley (AP, S-I, PFW, PFWA, SN, NEA, Films), DE Jacob Green (SN), K Norm Johnson (AP, PFWA, SN, PFW), WR Steve Largent (Films), NT Joe Nash (AP, Films, PFW), Sp. Fredd Young (Films, PFW)

Starters: Offense: WR Paul Johns (2), *WR Daryl Turner (8), LT Ron Essink (16), LG Reggie McKenzie (8), LG Edwin Bailey (8), C Blair Bush (16), RG Robert Pratt (16), RT Steve August (6), RT Bob Cryder (10), TE Charle Young (13), TE Pete Metzelaars (4), TE Mike Tice (8), WR Steve Largent (16), QB Dave Krieg (16), RB Curt Warner (1), RB Eric Lane (7), FB Franco Harris (6), FB Cullen Bryant (2), FB David Hughes (6).

Defense: LE Jacob Green (16), NT Joe Nash (16), RE Jeff Bryant (16), LOLB Bruce Scholtz (16), LILB Shelton Robinson (16), RILB Keith Butler (16), ROLB Michael Jackson (5), ROLB Greg Gaines (11), LCB Keith Simpson (15), *LCB Terry Taylor (1), RCB Dave Brown (16), SS Kenny Easley (16), FS John Harris (16).

Specialists: K Norm Johnson (16), P Jeff West (16).

* Rookie or first-year player

1985 REVIEW

Date	W/L	Score	Opp	Att	Interceptions	No	Yds	Avg	LG	TD			
09/08	W	28-24	at Cincinnati	51,625	Harris	7	20	2.9	17	0			
09/15	W	49-35	at San Diego	54,420	Brown	6	58	9.7	28	1			
09/23	L	24-35	L.A. Rams (M)	63,292	Taylor	4	75	18.8	75	1			
09/29	L	7-28	at Kansas City	50,485	SEA	24	272	11.3	75	3			
10/06	W	26-21	San Diego	61,300	OPP	23	389	16.9	83	1			
10/13	W	30-26	Atlanta	60,430	Punting	No	Yds	Avg	NetTB	I20	LGB		
10/20	L	10-13	at Denver (OT)	74,899	Finzer	68	2766	40.7	34.6	6	12	61	0
10/27	L	14-17	at N.Y. Jets	69,320	Colquitt	12	481	40.1	34.3	2	3	55	0
11/03	W	33-3	L.A. Raiders (M)	64,060	West	11	420	38.2	28.3	3	0	52	0
11/10	W	27-3	at New Orleans	47,365	SEA	91	3667	40.3	33.8	11	15	61	0
11/17	L	13-20	New England	60,345	OPP	97	4081	42.1	34.6	12	22	62	2
11/25	L	6-19	at SF 49ers (M)	57,482	Punt Returns	No	FC	Yds	Avg	LG	TD		
12/01	W	24-6	Kansas City	52,655	Skansi	31	7	312	10.1	32	0		
12/08	W	31-13	Cleveland	58,477	Easley	8	0	87	10.9	25	0		
12/15	L	3-13	at L.A. Raiders	77,425	SEA	53	11	483	9.1	32	0		
12/20	L	24-27	Denver (F)	56,283	OPP	47	14	374	8.0	19	0		

Team Statistics	Sea	Opp	Kickoff Returns	No	Yds	Avg	LG	TD
TOTAL FIRST DOWNS	299	290	Morris	31	636	20.5	58	0
Rushing	96	90	Skansi	19	358	18.8	35	0
Passing	179	179	SEA	58	1166	20.1	58	0
Penalty	24	21	OPP	47	918	19.5	63	0
3rd Down: Made/Att	96/244	72/218	FGs	1-19	20-29	30-39	40-49	50+
3rd Down Pct.	39.3	33.0	Johnson	0-0	5-5	7-9	1-8	1-3
4th Down: Made/Att	10/17	9/13	SEA	0-0	5-5	7-9	1-8	1-3
4th Down Pct.	58.8	69.2	OPP	0-0	10-11	4-7	5-7	1-3

DEFENSIVE STATISTICS

(According to Unofficial Press Box Statistics)

Tackles

Player	T	S	A	Sa	T/L	PD	FF	FR
F. Young	118	93	25	3.0	12.0	2	0	1
K. Butler	108	71	37	0.0	1.0	3	2	3
Green	92	60	32	13.5	20.0	1	7	2
Nash	87	67	20	9.0	17.0	0	0	2
Easley	79	62	17	2.0	3.0	7	0	3
Bryant	73	49	25	8.5	16.0	4	0	4

NOTABLE

Record (Finish): 8-8 (3rd, AFC West).
Head Coach: Chuck Knox (29-19, .604)
Assistants: Tom Catlin (Asst. Head Coach/Def. Coord./LBs), Ray Prochaska (Off. Coord.), George Dyer (DL), Chick Harris (RBs), Ralph Hawkins (DBs), Ken Meyer (QB), Steve Moore (WRs), Kent Stephenson (OL), Rusty Tillman (Sp. Teams/TEs), Joe Vitt (Sp. Assign.)
Captains: WR Steve Largent (Off), CB Dave Brown (Def), RB Eric Lane (Sp. Teams)
MVP: WR Steve Largent
Pro Bowl: SS Kenny Easley (4), WR Steve Largent (5), Sp. Freddy Young (2)
National Honors: RB Curt Warner, Comeback Player of the Year (S-I)
First-Team All-NFL: SS Kenny Easley (AP), PFWA, NEA), WR Steve Largent (AP, PFWA, S-I, C&PFW)
Starters: Offense: WR Daryl Turner (12), LT Ron Essink (12), LT Bryan Millard (4), LG Edwin Bailey (12), C Blair Bush (16), RG Robert Pratt (12), RG Bryan Millard (4), RT Steve August (6), RT Bob Cryder (15), RT Bryan Millard (1), TE Charlie Young (14), TE Mike Tice (2), TE Dan Ross (5), WR Steve Largent (16), QB Dave Krieg (16), RB Curt Warner (16), FB David Hughes (10), FB Eric Lane (3).
Defense: LE Jacob Green (16), NT Joe Nash (16), RE Jeff Bryant (16), LOLB Bruce Scholtz (16), LILB Shelton Robinson (3), LILB Freddy Young (13), RILB Keith Butler (16), ROLB Michael Jackson (16), LCB Terry Taylor (16), RCB Dave Brown (16), SS Kenny Easley (13), SS Paul Moyer (3), FS John Harris (16).
Specialists: K Norm Johnson (16), P David Finzer (12), P Jimmy Colquitt (2), P Jeff West (2).

* Rookie or first-year player

By Quarters	1	2	3	4	OT	Tot		
SEA	43	116	90	100	0	349		
OPP	47	78	63	112	3	303		
Scoring	Tds	Ru	Pa	Rt	PAT	FG	S	Pts
Johnson	0	0	0	0	0	40	11	25
Turner	13	0	13	0	0	0	0	78
Warner	9	8	1	0	0	0	0	54
Largent	6	0	6	0	1-1	0	0	37
SEA	44	9	28	741	44	14	25	1349
OPP	35	12	22	131	35	20	28	1303
Rushing	Att	Yds	Avg	LG	TD			
Warner	291	1094	3.8	38	8			
Morris	55	236	4.3	21	0			
Hughes	40	128	3.2	9	0			
Krieg	35	121	3.5	17	1			
SEA	462	1644	3.6	38	9			
OPP	473	1837	3.9	43	12			
Receiving	No	Yds	Avg	LG	TD			
Largent	79	1287	16.3	43	6			
Warner	47	307	6.5	27	1			
Turner	34	670	19.7	54	13			
C. Young	28	351	12.5	32	2			
Skansi	21	269	12.8	32	1			
Walker	19	285	15.0	28	2			
SEA	304	3820	12.6	54	28			
OPP	273	3787	13.9	71	22			

Passing	Att	Cmp	Yds	Cmp%	Yds/Att	TD	TD%	Int	Int%	LG	Sacked	Rating
Krieg	532	285	3602	53.6	6.77	27	5.1	20	3.8	54	52/448	76.2
Gilbert	40	19	218	47.5	5.45	1	2.5	2	5.0	37	1/9	----
SEA	575	304	3820	52.9	6.64	28	4.9	23	4.0	54	53/457	73.4
OPP	496	273	3787	55.0	7.64	22	4.4	24	4.8	71	61/464	74.4

1986 REVIEW

Date	W/L	Score	Opp	Att	Receiving	No	Yds	Avg	LG	TD
09/07	W	30-0	Pittsburgh	61,461	Largent	70	1070	15.3	38	9
09/14	W	23-17	Kansas City	61,068	Warner	41	342	8.3	26	0
09/21	W	38-31	at New England	58,977	Franklin	33	547	16.6	49	2
09/28	L	14-19	at Washington	54,157	Williams	33	219	6.6	23	0
10/06	W	33-7	San Diego (M)	63,207	Skansi	22	271	12.3	39	0
10/12	L	10-14	at L.A. Raiders	70,635	R. Butler	19	351	18.5	67	4
10/19	W	17-12	N.Y. Giants	62,282	Turner	18	334	18.6	72	7
10/26	L	13-20	at Denver	76,089	SEA	268	3424	12.8	72	24
11/02	L	7-38	N.Y. Jets	62,497	OPP	301	3888	12.9	83	20
11/09	L	7-27	at Kansas City	53,268	Interceptions	No	Yds	Avg	LG	TD
11/16	L	7-34	at Cincinnati	54,410	Brown	5	58	11.6	24	1
11/23	W	24-20	Philadelphia	55,786	Justin	4	29	7.3	18	0
11/27	W	31-14	at Dallas (Th)	58,020	Robinson	3	39	13.0	25	0
12/08	W	37-0	L.A. Raiders (M)	62,923	Moyer	3	38	12.7	20	0
12/14	W	34-24	at San Diego	47,096	SEA	22	216	9.8	25	1
12/20	W	41-16	Denver (Sa)	63,697	OPP	14	216	15.4	36	1

Team Statistics		Sea	Opp
TOTAL FIRST DOWNS		291	310
Rushing		123	93
Passing		158	192
Penalty		10	25
3rd Down: Made/Att		96/221	84/225
3rd Down Pct.		43.4	37.3
4th Down: Made/Att		0/6	6/18
4th Down Pct.		0.0	33.3
POSSESSION AVG.		29:46	30:14
TOTAL NET YARDS		5409	5341
Avg. Per Game		338.1	333.8
Total Plays		1005	1053
Avg. Per Play		5.4	5.1
NET YARDS RUSHING		2300	1759
Avg. Per Game		143.8	109.9
Total Rushes		513	471
NET YARDS PASSING		3109	3582
Avg. Per Game		194.3	223.9
Sacked/Yards Lost		39/315	47/306
Gross Yards		3424	3888
Att./Completions		453/268	535/301
Completion Pct.		59.2	56.3
Had Intercepted		14	22
PUNTS/AVERAGE		79/38.6	81/40.4
NET PUNTING AVG.		33.0	33.7
PENALTIES/YARDS		98/813	81/652
FUMBLES/BALL LOST		29/13	26/14
TOUCHDOWNS		43	34
Rushing		15	12
Passing		24	20
Returns		4	2
TOTAL POINTS		366	293

By Quarters	1	2	3	4	OT	Tot
SEA	69	96	80	121	0	366
OPP	60	103	52	78	0	293

Scoring	TDs	Ru	Pa	Rt	PAT	FG	S	Pts
N. Johnson	0	0	0	0	0	42	222	35
Warner	13	13	0	0	0	0	0	78
Largent	9	0	9	0	0	0	0	54
Turner	7	0	7	0	0	0	0	42
R. Butler	4	0	4	0	0	0	0	24
SEA	43	15	24	44	2	432	22	35
OPP	34	12	20	23	2	34	19	28

Rushing	Att	Yds	Avg	LG	TD
Warner	319	1481	4.6	60	13
Williams	129	538	4.2	36	0
Morris	19	149	7.8	49	1
Krieg	35	122	3.5	19	1
SEA	513	2300	4.5	60	15
OPP	471	1759	3.7	25	12

Punting	No	Yds	Avg	NetTB	I20	LGB
Gamache	79	3048	38.6	33.0	7	10
SEA	79	3048	38.6	33.0	7	10
OPP	81	3270	40.4	33.7	4	20

Punt Returns	No	FC	Yds	Avg	LG	TD
Edmonds	34	14	419	12.3	75	1
SEA	39	14	457	11.7	75	1
OPP	38	21	298	7.8	28	0

Kickoff Returns	No	Yds	Avg	LG	TD
Edmonds	34	764	22.5	46	0
Morris	23	465	20.2	38	0
SEA	64	1322	20.7	46	0
OPP	59	1002	17.0	42	0

FGs	1-19	20-29	30-39	40-49	50+
N. Johnson	0-0	6-8	8-9	3-11	5-7
SEA	0-0	6-8	8-9	3-11	5-7
OPP	0-0	4-4	10-13	3-8	2-3

DEFENSIVE STATISTICS

(According to Unofficial Press Box Statistics)

Tackles		T	S	A	Sa	T/L	PD	FF	FR
Player									
Young		121	93	28	6.0	16.0	0	0	0
Robinson		99	81	18	0.0	0.0	10	0	3
K. Butler		96	66	30	1.0	10.0	5	1	0
Gaines		94	71	23	5.0	7.0	1	0	1
Scholtz		79	59	20	3.0	11.0	1	4	0

NOTABLE

Record (Finish): 10-6 (3rd, AFC West)
Head Coach: Chuck Knox (39-25, .609)
Assistants: Tom Catlin (Asst. Head Coach/Def. Coord./LBs), Steve Moore (Off. Coord./WRs), George Dyer (DL), Chick Harris (RBs), Ralph Hawkins (DBs), Ken Meyer (QB), Russ Purnell (Sp. Assign.), Kent Stephenson (OL), Rusty Tillman (Sp. Teams/TEs), Joe Vitt (Sp. Assign.)
Captains: WR Steve Largent (Off), CB Dave Brown (Def), RB Eric Lane (Sp. Teams)
MVP: RB Curt Warner
Pro Bowl: KR Bobby Joe Edmonds (1), DE Jacob Green (1), WR Steve Largent (6), RB Curt Warner (2), LB Fred Young (3)
National Honors: RB Curt Warner, AFC Player of the Year (UPI)
First-Team All-NFL: KR Bobby Joe Edmonds (AP, PFWA, SN, PFW, FD)
Starters: Offense: WR Daryl Turner (12), WR Byron Franklin (1), *LT Ron Mattes (16), LG Edwin Bailey (12), LG Jon Borchart (4), C Blair Bush (7), C Kani Kauhahi (3), C Will Grant (6), RG Bryan Millard (16), RT Mike Wilson (16), TE Mike Tice (15), *TE Gordon Hudson (4), WR Steve Largent (16), QB Dave Krieg (14), QB Gale Gilbert (2), RB Curt Warner (16), *FB John L. Williams (16).
Defense: LE Jacob Green (16), NT Joe Nash (11), NT Reggie Kinlaw (5), RE Jeff Bryant (12), RE Randy Edwards (4), LOLB Bruce Scholtz (16), LILB Fred Young (15), LILB Sam Merriman (1), RILB Keith Butler (16), ROLB Greg Gaines (15), ROLB Michael Jackson (1), LCB Terry Taylor (15), LCB Kerry Justin (1), RCB Dave Brown (16), SS Kenny Easley (10), SS Paul Moyer (6), FS Eugene Robinson (16).
Specialists: *KR Bobby Joe Edmonds (15), *P Vince Gamache (16), K Norm Johnson (16), *LS Jim Laughton (6), LS Glenn Hyde (3).
 * Rookie or first-year player

Passing	Att	Cmp	Yds	Cmp%	Yds/Att	TD	TD%	Int	Int%	LG	Sacked	Rating
Krieg	375	225	2921	60.0	7.79	21	5.6	11	2.9	72	35/281	91.0
Gilbert	76	42	485	55.3	6.38	3	3.9	3	3.9	38	4/34	71.4
SEA	453	268	3424	59.2	7.56	24	5.3	14	3.1	72	39/315	87.7
OPP	535	301	3888	56.3	7.27	20	3.7	22	4.1	83	47/306	74.6

1987 REVIEW

Date	W/L	Score	Opp	Att	Receiving	No	Yds	Avg	LG	TD
09/13	L	17-40	at Denver	75,999	Largent	58	912	15.7	55	8
09/20	W	43-14	Kansas City	61,667	J. L. Williams	38	420	11.1	75	3
09/27			at San Diego		R. Butler	33	465	14.1	40	5
10/04	W	24-20	Miami	19,448	Skansi	19	207	10.9	25	1
10/11	L	10-17	Cincinnati	31,739	SEA	237	3028	12.8	75	31
10/18	W	37-14	at Detroit	8,310	OPP	255	3196	12.5	81	20
10/25	W	35-13	at L.A. Raiders	52,735	Punt Returns	No	FC Yds	Avg	LG	TD
11/01	W	28-17	Minnesota	61,134	Edmonds	20	4 251	12.6	40	0
11/09	L	14-30	at N.Y. Jets (M)	60,452	SEA	32	8 322	10.1	40	0
11/15	W	24-13	Green Bay	60,693	OPP	32	12 251	7.8	91	1
11/22	W	34-3	San Diego	62,444	Punting	No	Yds	Avg	NetTB	120 LGB
11/30	L	14-37	L.A. Raiders (M)	62,802	Rodriguez	47	1880	40.0	34.0	5 17 63 0
12/06	L	9-13	at Pittsburgh	48,881	SEA	61	2370	38.9	33.1	5 18 63 0
12/13	W	28-21	Denver	61,759	OPP	63	2465	39.1	32.7	4 13 60 1
12/20	W	34-21	at Chicago	62,518	Kickoff Returns	No	Yds	Avg	LG	TD
12/27	L	20-41	at Kansas City	20,370	Edmonds	27	564	20.9	43	0
			Postseason		Hollis	10	263	26.3	41	0
01/03	L	20-23	at Houston (OT)	49,662	SEA	64	1236	19.3	43	0
			(AFC First-Round)		OPP	67	1379	20.6	92	1

Team Statistics	Sea	Opp	FGs	1-19	20-29	30-39	40-49	50+
TOTAL FIRST DOWNS	301	297	N. Johnson	0-0	7-7	4-7	4-5	0-1
Rushing	120	133	Hagler	0-0	2-2	0-0	0-0	0-0
Passing	154	148	SEA	0-0	9-9	4-7	4-5	0-1
Penalty	27	16	OPP	0-0	7-7	9-9	5-8	0-2

DEFENSIVE STATISTICS

(According to Unofficial Press Box Statistics)

Player	Tackles							
	T	S	A	Sa	T/L	PD	FF	FR
F. Young	99	78	21	9.0	18.0	5	5	4
Bosworth	78	64	14	4.0	5.0	3	2	2
Robinson	69	49	19	0.0	1.0	3	0	1
Bryant	52	40	12	4.0	9.0	0	1	1
J. Green	48	36	12	9.5	18.0	0	3	1

NOTABLE

Record (Finish): 9-6 (2nd, AFC West). Lost wild card playoff at Houston 23-20 (OT).
Head Coach: Chuck Knox (48-31, .608)
Assistants: Tom Catlin (Asst. Head Coach/Def. Coord./OLBs), Steve Moore (Off. Coord./WRs), George Dyer (DL), Chick Harris (RBs), Ralph Hawkins (DBs), Ken Meyer (QBs), Russ Purnell (TEs/Asst. Sp. Teams), Kent Stephenson (OL), Rusty Tillman (Sp. Teams/ILBs), Joe Vitt (Sp. Assign.)
Captains: WR Steve Largent and RB Curt Warner (Off), S Kenny Easley (Def), S Paul Moyer (Sp. Teams)
MVP: WR Steve Largent
Pro Bowl: S Kenny Easley (5), DE Jacob Green (2), WR Steve Largent (7), RB Curt Warner (3), LB Fred Young (4)
National Honors: None

3rd Down: Made/Att	92/189	85/196
3rd Down Pct.	48.7	43.4
4th Down: Made/Att	4/9	4/10
4th Down Pct.	44.4	40.0
POSSESSION AVG.	30:35	29:25
TOTAL NET YARDS	4735	5159
Avg. Per Game	315.7	343.9
Total Plays	937	954
Avg. Per Play	5.1	5.4
NET YARDS RUSHING	2023	2201
Avg. Per Game	134.9	146.7
Total Rushes	937	472
NET YARDS PASSING	2712	2958
Avg. Per Game	180.8	197.2
Sacked/Yards Lost	36/316	37/238
Gross Yards	3028	3196
Att./Completions	405/237	445/255
Completion Pct.	58.5	57.3
Had Intercepted	21	17
PUNTS/AVERAGE	61/38.9	63/39.1
NET PUNTING AVG.	33.1	32.7
PENALTIES/YARDS	79/668	104/890
FUMBLES/BALL LOST	32/16	38/21
TOUCHDOWNS	46	36
Rushing	13	14
Passing	31	20
Returns	2	2
TOTAL POINTS	371	314

By Quarters	1	2	3	4	OT	Tot		
SEA	79	132	95	65	---	371		
OPP	51	110	75	78	---	314		
Scoring	TDs	Ru	Pa	Rt	PAT	FG	S	Pts
N. Johnson	0	0	0	0	0	40	15	20
Warner	10	8	2	0	0	0	0	60
Largent	8	0	8	0	0	0	0	48
Turner	6	0	6	0	0	0	0	36
SEA	46	13	31	244	46	17	22	0371
OPP	36	14	20	235	36	21	26	0314
Rushing	Att	Yds	Avg	LG	TD			
Warner	234	985	4.2	57	8			
J. L. Williams	113	500	4.4	48	1			
Krieg	36	155	4.3	17	2			
SEA	496	2023	4.1	57	13			
OPP	472	2201	4.7	91	14			
Interceptions	No	Yds	Avg	LG	TD			
Easley	4	47	11.8	22	0			
Robinson	3	75	25.0	44	0			
Jenkins	3	46	15.3	34	0			
SEA	17	289	17.0	53	1			
OPP	21	146	7.0	32	0			

First-Team All-NFL: WR Steve Largent (PFWA), G Bryan Millard (Films), RB Curt Warner (S-I, NEA), LB Fred Young (AP, PFWA, Films, S-I, PFW, SN, NEA)
Starters: Offense: WR Daryl Turner (8), WR Ray Butler (3), LT Ron Mattes (12), LG Edwin Bailey (12), C Blair Bush (11), C Grant Feasel (2), RG Bryan Millard (12), RT Mike Wilson (12), TE Mike Tice (12), TE Wilbur Strozler (3), WR Steve Largent (13), QB Dave Krieg (12), RB Curt Warner (12), FB John L. Williams (10).
Defense: LE Jacob Green (12), NT Joe Nash (12), RE Jeff Bryant (12), LOLB Bruce Scholtz (7), *LOLB Tony Woods (5), LILB Fred Young (13), *RILB Brian Bosworth (12), ROLB Greg Gaines (10), *ROLB Tony Woods (2), LCB Terry Taylor (12), RCB Patrick Hunter (11), *RCB Melvin Jenkins (1), SS Kenny Easley (11), SS Paul Moyer (1), FS Eugene Robinson (12).
Specialists: KR Bobby Joe Edmonds (11), P Ruben Rodriguez (12), K Norm Johnson (13).

Passing	Att	Cmp	Yds	Cmp%	Yds/Att	TD	TD%	Int	Int%	LG	Sacked	Rating
Krieg	294	178	2131	60.5	7.25	23	7.8	15	5.1	75	27/247	87.6
Mathison	76	36	501	47.4	6.59	3	3.9	5	6.6	47	6/49	54.8
Kemp	33	23	396	69.7	12.00	5	15.2	1	3.0	55	3/20	137.1
SEA	405	237	3028	58.5	7.48	31	7.7	21	5.2	75	36/316	85.9
OPP	445	255	3196	57.3	7.18	20	4.5	17	3.8	81	37/238	78.8

1988 REVIEW

Date	W/L	Score	Opp	Att	Receiving	No	Yds	Avg	LG	TD			
09/04	W	21-14	at Denver	75,986	Williams	58	651	11.2	75	3			
09/11	W	31-10	Kansas City	61,512	Blades	40	682	17.1	55	8			
09/18	L	6-17	at San Diego	44,449	Largent	39	645	16.5	46	2			
09/25	L	7-38	San Francisco	62,382	Tice	29	244	8.4	26	0			
10/02	W	31-20	at Atlanta	28,619	SEA	245	2979	12.2	75	22			
10/09	W	16-10	at Cleveland	78,605	OPP	280	3618	12.9	69	21			
10/16	L	19-20	New Orleans	63,569	Punting	No	Yds	Avg	NetTB	I20	LGB		
10/23	L	10-31	at L.A. Rams	57,033	Rodriguez	70	2858	40.8	36.8	4	14	68	0
10/30	W	17-14	San Diego	59,641	SEA	70	2858	40.8	36.8	4	14	68	0
11/06	L	3-13	Buffalo	61,074	OPP	66	2778	42.1	35.7	4	22	59	0
11/13	W	27-24	Houston	60,446	Punt Returns	No	FC	Yds	Avg	LG	TD		
11/20	L	24-27	at Kansas City	33,152	Edmonds	35	8	340	9.7	41	0		
11/28	W	35-27	L.A. Raiders (M)	62,641	SEA	37	8	340	9.2	41	0		
12/04	L	7-13	at New England	59,068	OPP	36	14	202	5.6	16	0		
12/11	W	42-14	Denver	62,839	Kickoff Returns	No	Yds	Avg	LG	TD			
12/18	W	43-37	at L.A. Raiders	61,127	Edmonds	40	900	22.5	65	0			
					Morris	11	218	19.8	30	0			

Postseason

12/31	L	13-21	at Cincinnati (Sa)	58,560
-------	---	-------	--------------------	--------

(AFC Divisional Playoff)

Team Statistics	Sea	Opp
TOTAL FIRST DOWNS	291	321

Rushing	125	134
Passing	139	171
Penalty	27	16
3rd Down: Made/Att	83/211	96/219
3rd Down Pct.	39.3	43.8
4th Down: Made/Att	7/16	10/16
4th Down Pct.	43.8	62.5
POSSESSION AVG.	28:32	31:28
TOTAL NET YARDS	4842	5639
Avg. Per Game	302.6	352.4
Total Plays	983	1040
Avg. Per Play	4.9	5.4

NET YARDS RUSHING	2086	2286
Avg. Per Game	130.4	142.9
Total Rushes	517	509
NET YARDS PASSING	2756	3353
Avg. Per Game	172.3	209.6
Sacked/Yards Lost	29/223	30/265
Gross Yards	2979	3618
Att./Completions	437/245	501/280
Completion Pct.	56.1	55.9
Had Intercepted	20	22

PUNTS/AVERAGE	70/40.8	66/42.1
NET PUNTING AVG.	36.8	35.7
PENALTIES/YARDS	89/790	111/861
FUMBLES/BALL LOST	29/14	31/18
TOUCHDOWNS	39	38
Rushing	14	14
Passing	22	21
Returns	3	3
TOTAL POINTS	339	329

By Quarters	1	2	3	4	OT	Tot
SEA	58	124	83	74	----	339
OPP	75	90	72	92	----	329

Scoring	TDs	Ru	Pa	Rt	PAT	FG	S	Pts
N. Johnson	0	0	0	0	039-39	22-28	0	105
Warner	12	10	2	0	0	0	0	72
Blades	8	0	8	0	0	0	0	48
Williams	7	4	3	0	0	0	0	42
Butler	4	0	4	0	0	0	0	24
SEA	39	14	22	339-39	22-28	0	339	
OPP	38	14	21	338-38	21-32	0	329	

Rushing	Att	Yds	Avg	LG	TD
Warner	266	1025	3.9	29	10
Williams	189	877	4.6	44	4
SEA	517	2986	4.0	44	14
OPP	509	2286	4.5	42	14

Interceptions	No	Yds	Avg	LG	TD
Moyer	6	79	13.2	34	0
Taylor	5	53	10.6	27	1
Jenkins	3	41	13.7	21	0
SEA	22	280	12.7	34	1
OPP	20	195	9.8	55	1

Passing	Att	Cmp	Yds	Cmp%	Yds/Att	TD	TD%	Int	Int%	LG	Sacked	Rating
Krieg	228	134	1741	58.8	7.64	18	7.9	8	3.5	75	12/92	94.6
Stouffer	173	98	1106	56.6	6.39	4	2.3	6	3.5	53	13/110	69.2
Kemp	35	13	132	37.1	3.77	0	0.0	4	14.8	19	3/21	----
SEA	437	245	2979	56.1	6.82	22	5.0	20	4.6	75	29/233	74.9
OPP	501	280	3618	55.9	7.22	21	4.2	22	4.4	69	30/265	74.4

FGs	1-19	20-29	30-39	40-49	50+
N. Johnson	1-1	4-4	7-9	10-14	0-0
OPP	0-0	10-11	6-10	4-6	1-5

DEFENSIVE STATISTICS

(According to Unofficial Press Box Statistics)

Tackles

Player	T	S	A	Sa	T/L	PD	FF	FR
Robinson	114	85	29	1.0	4.0	3	1	0
Wyman	97	71	26	2.5	8.0	0	1	2
Bosworth	82	55	27	0.0	2.0	3	1	1
Woods	80	57	23	5.0	13.0	2	0	1
Moyer	73	52	21	0.0	2.0	2	0	2

NOTABLE

Record (Finish): 9-7 (1st, AFC West). Lost divisional playoff at Cincinnati 21-13.
Head Coach: Chuck Knox (57-38, . 600)
Assistants: Tom Catlin (Asst. Head Coach/Def. Coord./OLBs), Steve Moore (Off. Coord./WRs), George Dyer (DL), Chick Harris (RBs), Ralph Hawkins (DBs), Ken Meyer (QBs), Russ Purnell (TEs/Asst. Sp. Teams), Kent Stephenson (OL), Rusty Tillman (Sp. Teams/ILBs), Joe Vitt (Sp. Assign.)
Captains: WR Steve Largent (Off), DE Jacob Green and S Eugene Robinson (Def), Game-to-Game (Sp. Teams)
MVP: FB John L. Williams
Pro Bowl: QB Dave Krieg (2), Sp. Rufus Porter (1)
National Honors: WR Steve Largent, NFL Man of the Year
First-Team All-NFL: G Bryan Millard (S-I), Sp. Teams Rufus Porter (PFW, C&PFN)
Starters: Offense: *WR Brian Blades (7), WR Ray Butler (5), LT Ron Mattes (16), LG Edwin Bailey (16), C Blair Bush (14), C Grant Feasel (2), RG Bryan Millard (14), RG Chris Godfrey (2), RT Mike Wilson (16), TE Mike Tice (16), TE John Spagnola (4), WR Steve Largent (15), WR Paul Skansi (1), QB Dave Krieg (9), *QB Kelly Stouffer (6), QB Jeff Kemp (1), RB Curt Warner (16), FB John L. Williams (16).
Defense: LE Jacob Green (16), NT Joe Nash (15), NT Ken Clarke (1), RE Jeff Bryant (12), RE Alonzo Mitz (4), LOLB Bruce Scholtz (15), LOLB M.L. Johnson (1), LILB Brian Bosworth (7), LILB Darren Comeaux (6), RILB David Wyman (16), ROLB Tony Woods (16), LCB Terry Taylor (8), LCB Melvin Jenkins (8), RCB Patrick Hunter (7), RCB Melvin Jenkins (8), *RCB Dwayne Harper (1), SS Paul Moyer (16), FS Eugene Robinson (16).
Specialists: KR Bobby Joe Edmonds (16), P Ruben Rodriguez (16), K Norm Johnson (16).

1989 REVIEW

Date	W/L	Score	Opp	Att	Interceptions	No	Yds	Avg	LG	TD		
09/10	L	7-31	at Philadelphia	64,287	Robinson	5	24	4.8	20	0		
09/17	L	24-34	Phoenix	60,444	Harper	2	15	7.5	15	0		
09/24	W	24-3	at New England	48,025	SEA	9	57	6.3	20	0		
10/01	W	24-20	at L.A. Raiders	44,319	OPP	23	248	10.8	30	2		
10/08	L	16-20	Kansas City	60,715	Punting	No	Yds	Avg	NetTB	I20	LG	TDB
10/15	W	17-16	at San Diego	50,079	Rodriguez	75	2995	39.9	32.9	8	17	59
10/22	L	21-24	Denver (OT)	62,353	SEA	75	2995	39.9	32.9	8	17	59
10/29	W	10-7	San Diego	59,691	OPP	74	2902	39.2	33.9	7	21	60
11/05	L	10-20	at Kansas City	54,489	Punt Returns	No	FC	Yds	Avg	LG	TD	
11/12	L	7-17	Cleveland	58,978	Hollis	18	7	164	9.1	21	0	
11/19	L	3-15	at N.Y. Giants	75,014	Jefferson	12	10	87	7.3	19	0	
11/26	L	14-41	at Denver	75,117	SEA	30	17	251	8.4	21	0	
12/04	W	17-16	Buffalo (M)	57,682	OPP	41	12	334	8.1	49	0	
12/10	W	24-17	at Cincinnati	54,744	Kickoff Returns	No	Yds	Avg	LG	TD		
12/17	W	23-17	L.A. Raiders	61,076	Jefferson	22	511	23.2	91	1		
12/23	L	0-29	Washington (Sa)	60,294	Harris	18	334	18.6	25	0		

Team Statistics		Sea	Opp
TOTAL FIRST DOWNS		290	293
Rushing		86	119
Passing		180	158
Penalty		24	16
3rd Down: Made/Att		85/211	89/213
3rd Down Pct.		40.3	41.8
4th Down: Made/Att		8/17	5/16
4th Down Pct.		47.1	31.3
POSSESSION AVG.		29:20	30:40
TOTAL NET YARDS		4596	5215
Avg. Per Game		287.3	325.9
Total Plays		1010	997
Avg. Per Play		4.6	5.2
NET YARDS RUSHING		1392	2118
Avg. Per Game		87.0	132.4
Total Rushes		405	520
NET YARDS PASSING		3204	3097
Avg. Per Game		200.3	193.6
Sacked/Yards Lost		46/379	32/235
Gross Yards		3583	3332
Att./Completions		559/316	445/252
Completion Pct.		56.5	56.6
Had Intercepted		23	9
PUNTS/AVERAGE		76/39.4	74/39.2
NET PUNTING AVG.		32.9	33.9
PENALTIES/YARDS		79/738	118/809
FUMBLES/BALL LOST		43/14	26/13
TOUCHDOWNS		28	37
Rushing		5	11
Passing		21	13
Returns		2	3
TOTAL POINTS		241	327

By Quarters	1	2	3	4	OT	Tot
SEA	72	60	41	68	0	241
OPP	81	80	86	77	3	327

Scoring	TDs	Ru	Pa	Rt	PAT	FG	S	Pts
N. Johnson	0	0	0	0	027-27	15-25	0	72
Williams	7	1	6	0	0	0	0	42
Blades	5	0	5	0	0	0	0	30
Skansi	5	0	5	0	0	0	0	30
Warner	4	3	1	0	0	0	0	24
SEA	28	5	21	228-2815-25	0	241		
OPP	37	11	23	335-3722-32	2	327		

Rushing	Att	Yds	Avg	LG	TD
Warner	194	631	3.3	34	3
Williams	146	499	3.4	21	1
Krieg	40	160	4.0	18	0
SEA	405	1392	3.4	34	5
OPP	520	2118	4.1	38	11
Receiving	No	Yds	Avg	LG	TD
Blades	77	1063	13.8	60	5
Williams	76	657	8.6	51	6
Skansi	39	488	12.5	26	5
Largent	28	403	14.4	33	3
Clark	25	260	10.4	28	1
Warner	23	153	6.7	24	1
SEA	316	3583	11.3	60	21
OPP	252	3332	13.2	69	23

Passing	Att	Cmp	Yds	Cmp%	Yds/Att	TD	TD%	Int	Int%	LG	Sacked	Rating
Krieg	499	286	3309	57.3	6.63	21	4.2	20	4.0	60	37/289	74.8
Stouffer	59	29	270	49.2	4.58	0	0.0	3	5.1	29	9/90	40.9
SEA	559	316	3583	56.5	6.41	21	3.8	23	4.1	60	46/379	71.3
OPP	445	252	3332	56.6	7.49	23	5.2	9	2.0	69	32/235	89.3

Punting	No	Yds	Avg	NetTB	I20	LG	TDB
Rodriguez	75	2995	39.9	32.9	8	17	59
SEA	75	2995	39.9	32.9	8	17	59
OPP	74	2902	39.2	33.9	7	21	60
Punt Returns	No	FC	Yds	Avg	LG	TD	
Hollis	18	7	164	9.1	21	0	
Jefferson	12	10	87	7.3	19	0	
SEA	30	17	251	8.4	21	0	
OPP	41	12	334	8.1	49	0	
Kickoff Returns	No	Yds	Avg	LG	TD		
Jefferson	22	511	23.2	91	1		
Harris	18	334	18.6	25	0		
Hollis	15	247	16.5	30	0		
SEA	65	1246	19.2	97	1		
OPP	44	814	18.5	37	0		
FGs	1-19	20-29	30-39	40-49	50+		
N. Johnson	1-1	6-7	3-4	4-8	1-5		
SEA	1-1	6-7	3-4	4-8	1-5		
OPP	1-1	10-13	8-10	3-7	0-1		

DEFENSIVE STATISTICS

(According to Unofficial Press Box Statistics)

Tackles		T	S	A	Sa	T/L	PD	FF	FR
Player									
Robinson	102	72	30	0.0	3.0	5	2	0	
Wyman	98	72	26	0.0	6.0	1	2	0	
Glasgow	97	77	20	0.0	2.0	7	0	5	
Nash	92	65	27	8.0	9.0	1	3	0	
Comeaux	88	64	24	0.0	1.0	1	0	1	
Bryant	68	50	18	3.5	6.0	2	2	0	

NOTABLE

Record (Finish): 7-9 (4th, AFC West)
Head Coach: Chuck Knox (64-47, .577)
Assistants: Tom Catlin (Asst. Head Coach/Def. Coord./OLBs), John Becker (Off. Coord./WRs), George Dyer (DL), Chick Harris (RBs), Ken Meyer (QBs), Rod Perry (DBs), Russ Purnell (TEs/Asst. Sp. Teams), Kent Stephenson (OL), Rusty Tillman (Sp. Teams/ILBs), Joe Vitt (Sp. Assign.)
Captains: WR Steve Largent (Off), DE Jacob Green (Def), Game-to-Game (Sp. Teams)
MVP: WR Brian Blades
Pro Bowl: WR Brian Blades (1), QB Dave Krieg (3), Sp. Rufus Porter (2)
National Honors: None
First-Team All-NFL: None
Starters: Offense: WR Brian Blades (14), *LT Andy Heck (8), LT Ron Mattes (8), LG Edwin Bailey (16), C Grant Feasel (16), RG Bryan Millard (16), RT Mike Wilson (16), *TE Robert Tyler (9), *TE Travis McNeal (6), TE Donnie Dee (3), WR Steve Largent (9), WR Louis Clark (6), QB Dave Krieg (14), QB Kelly Stouffer (2), RB Curt Warner (15), FB John L. Williams (15), *FB Derrick Fenner (1).
Defense: LE Jacob Green (14), NT Joe Nash (16), RE Jeff Bryant (15), RE Alonzo Mitz (4), LOLB Rufus Porter (3), LOLB Tony Woods (12), LOLB M.L. Johnson (1), LILB Brian Bosworth (2), LILB Darren Comeaux (13), RILB David Wyman (16), ROLB Vernon Maxwell (9), LOLB M.L. Johnson (6), LCB Dwayne Harper (13), LCB Melvin Jenkins (1), RCB Patrick Hunter (14), RCB Melvin Jenkins (2), SS Nesby Glasgow (16), FS Johnnie Johnson (2), FS Eugene Robinson (14).
Specialists: KR Bobby Joe Edmonds (16), P Ruben Rodriguez (16), K Norm Johnson (16), *LS Harper LeBel (16).
 * Rookie or first-year player

1990 REVIEW

Date	W/L	Score	Opp	Att	Rushing	Att	Yds	Avg	LG	TD
09/09	L	0-17	at Chicago	64,400	Fenner	215	859	4.0	36	14
09/16	L	13-17	L.A. Raiders	61,889	Williams	187	714	3.8	25	3
09/23	L	31-34	at Denver (OT)	75,290	Krieg	32	115	3.6	25	0
10/01	W	31-16	Cincinnati (M)	60,135	SEAHAWKS	457	1749	3.8	36	18
10/07	W	33-20	at New England	39,735	OPPONENTS	413	1605	3.9	58	7
10/14	L	17-24	at L.A. Raiders	50,624	Receiving	No	Yds	Avg	LG	TD
10/21	W	19-7	Kansas City	60,358	Williams	73	699	9.6	60	0
10/28			BYE		Kane	52	776	14.9	63	4
11/04	L	14-31	San Diego	59,646	Blades	49	525	10.7	24	3
11/11	W	17-16	at Kansas City	71,285	Chadwick	27	478	17.7	54	4
11/18	L	21-24	Minnesota	59,735	Skansi	22	257	11.7	25	2
11/25	W	13-10	at S. Diego (OT)	50,097	Fenner	17	143	8.4	50	1
12/02	W	13-10	Houston (OT)	57,592	SEA	265	3194	12.1	63	15
12/09	W	20-14	at Green Bay	52,015	OPP	300	3256	10.9	46	19
12/16	L	17-24	at Miami	57,851	Kickoff Returns	No	Yds	Avg	LG	TD
12/23	W	17-12	Denver	55,845	Warren	23	478	20.8	71	0
12/30	W	30-10	Detroit	50,681	Loville	18	359	19.9	29	0

Team Statistics	Sea	Opp
TOTAL FIRST DOWNS	284	280
Rushing	111	86
Passing	155	171
Penalty	18	23
3rd Down: Made/Att	87/200	83/207
3rd Down Pct.	43.5	40.1
4th Down: Made/Att	6/7	7/11
4th Down Pct.	85.7	63.6
POSSESSION AVG.	30:47	29:13
TOTAL NET YARDS	4583	4609
Avg. Per Game	286.4	288.1
Total Plays	945	950
Avg. Per Play	4.8	4.9
NET YARDS RUSHING	1749	1605
Avg. Per Game	109.3	100.3
Total Rushes	457	413
NET YARDS PASSING	2834	3004
Avg. Per Game	177.1	187.8
Sacked/Yards Lost	40/360	33/252
Gross Yards	3194	3256
Att./Completions	448/265	504/300
Completion Pct.	59.2	59.5
Had Intercepted	20	12
PUNTS/AVERAGE	67/40.6	77/41.9
NET PUNTING AVG.	34.4	36.2
PENALTIES/YARDS	89/746	108/766
FUMBLES/BALL LOST	32/16	32/18
TOUCHDOWNS	34	32
Rushing	18	7
Passing	15	19
Returns	1	6
TOTAL POINTS	306	286

By Quarters	1	2	3	4	OT	Tot		
SEA	50	94	60	96	6	306		
OPP	50	112	53	68	3	286		
Punt Returns	No	FC	Yds	Avg	LG	TD		
Warren	28	16	269	9.6	39	0		
Jefferson	8	0	68	8.5	14	0		
SEA	36	16	337	9.4	39	0		
OPP	29	21	254	8.8	66	2		
Scoring	TDs	Ru	Pa	Rt	PAT	FG	S	Pts
Johnson	0	0	0	0	333-3423-32	0	102	
Fenner	15	14	1	0	0	0	0	90
Chadwick	4	0	4	0	0	0	0	24
Kane	4	0	4	0	0	0	0	24
Blades	3	0	3	0	0	0	0	18
Williams	3	3	0	0	0	0	0	18
SEA	34	18	15	133-3423-32	0	306		
OPP	32	7	19	632-3220-27	1	286		
Interceptions	No	Yds	Avg	LG	TD			
Robinson	3	89	29.7	39	0			
Harper	3	69	23.0	47	0			
SEA	12	182	15.2	47	0			
OPP	20	252	12.6	42	0			
Punting	No	Yds	Avg	NetTB	I20	LGB		
Donnelly	67	2722	40.6	34.4	8	18	54	
SEA	67	2722	40.6	34.4	8	18	54	
OPP	77	3225	41.9	36.2	5	22	67	

Passing	Att	Cmp	Yds	Cmp%	Yds/Att	TD	TD%	Int	Int%	LG	Sacked	Rating
Krieg	448	265	3194	59.2	7.13	15	3.3	20	4.5	63	40/360	73.6
SEA	448	265	3194	59.2	7.13	15	3.3	20	4.5	63	40/360	73.6
OPP	504	300	3256	59.5	6.46	19	3.8	12	2.4	46	33/252	81.3

SEA	OPP	FGs	Opp
SEA	50	985	19.7
OPP	51	910	17.8
SEA	2-2	7-7	8-14
OPP	0-0	11-11	3-5

DEFENSIVE STATISTICS

(According to Unofficial Press Box Statistics)

Player	T	S	A	Sa	T/L	PD	FF	FR
Glasgow	83	70	13	2.0	4.0	2	3	1
Robinson	82	63	19	0.0	2.0	5	1	4
Harper	71	62	9	0.0	3.0	4	1	0
Green	60	44	16	12.5	18.0	2	3	1
Hunter	56	48	8	0.0	1.0	10	1	1
Nash	53	41	12	1.0	3.0	0	1	1

NOTABLE

Record (Finish): 9-7 (3rd, AFC West)
Head Coach: Chuck Knox (73-54, .575)
Assistants: Tom Catlin (Asst. Head Coach/Def. Coord./OLBs), John Becker (Off. Coord./WRs), George Dyer (DL), Chick Harris (RBs), Ken Meyer (QBs), Rod Perry (DBs), Russ Purnell (TEs/Asst. Sp. Teams), Frank Raines (Strength & Cond.), Kent Stephenson (OL), Rusty Tillman (Sp. Teams/LLBs), Joe Vitt (Sp. Assign.)
Captains: QB Dave Krieg (Off), DE Jacob Green (Def), Game-to-Game (Sp. Teams)
MVP: FB John L. Williams
Pro Bowl: FB John L. Williams (1)
National Honors: SS Kenny Easley, WR Steve Largent, All-NFL Decade of the 1980's Team (Hall of Fame)
First-Team All-NFL: None
Starters: Offense: WR Tommy Kane (11), LT Andy Heck (16), LG Edwin Bailey (11), LG Darrick Brilz (5), C Grant Feasel (16), RG Bryan Millard (16), RT Ron Mattes (7), RT Ronnie Lee (9), TE Travis McNeal (14), TE Ron Heller (5), TE Mike Tice (2), WR Brian Blades (16), QB Dave Krieg (16), RB Derrick Fenner (15), RB Derek Loville (1), FB John L. Williams (16).
Defense: LE Jacob Green (16), LT Joe Nash (16), RT Jeff Bryant (14), *RT Cortez Kennedy (2), RE Tony Woods (15), *LLB Terry Wooden (8), LLB Darren Comeaux (1), LLB Joe Cain (2), LLB Dave Ahrens (3), MLB Darren Comeaux (8), MLB David Wyman (8), RLB Rufus Porter (12), RLB Joe Cain (3), LCB Dwayne Harper (16), RCB Patrick Hunter (16), *SS Robert Blackmon (5), SS Nesby Glasgow (13), FS Eugene Robinson (16).
Specialists: *KR Chris Warren (16), P Rick Donnelly (16), K Norm Johnson (16), LS Michael Morris (4), LS Trey Junkin (12).
 * Rookie or first-year player

1991 REVIEW

Date	W/L	Score	Opp	Att	Interceptions	No	Yds	Avg	LG	TD	
09/01	L	24-27	at New Orleans	68,492	Robinson	5	56	11.2	27	0	
09/08	W	20-13	N.Y. Jets	56,770	Harper	4	84	21.0	43	0	
09/15	L	10-16	at Denver	74,152	SEA	18	302	16.8	43	2	
09/22	L	13-20	at Kansas City	71,789	OPP	26	334	12.8	58	2	
09/29	W	31-3	Indianapolis	56,656	Punting	No	Yds	Avg	NetTB	I20	LGB
10/06	W	13-7	at Cincinnati	60,010	Tuten	49	2106	43.0	36.9	3	8
10/13	L	20-23	L.A. Raiders (OT)	61,974	Donnelly	13	505	38.8	33.8	1	1
10/20	W	27-7	at Pittsburgh	54,678	Waits	14	474	33.9	33.6	0	2
10/27	W	20-9	San Diego	59,646	SEA	76	3085	40.6	35.7	4	11
11/03			BYE		OPP	79	3089	39.1	33.0	8	20
11/10	L	14-17	at San Diego	43,597	Punt Returns	No	FC	Yds	Avg	LG	TD
11/17	L	7-31	at L.A. Raiders	49,317	Warren	32	19	298	9.3	159	1
11/24	W	13-10	Denver	60,430	SEA	38	20	325	8.6	t59	1
12/01	L	6-19	Kansas City	57,248	OPP	40	18	289	7.2	29	0
12/08	L	22-24	San Francisco	56,711	Kickoff Returns	No	Yds	Avg	LG	TD	
12/15	L	13-26	at Atlanta	53,834	Warren	35	792	22.6	55	0	
12/22	W	23-9	L.A. Rams	51,100	Loville	18	412	22.9	50	0	

Team Statistics	Sea	Opp
TOTAL FIRST DOWNS	253	263
Rushing	80	92
Passing	159	159
Penalty	14	12
3rd Down: Made/Att	67/193	78/220
3rd Down Pct.	34.7	35.5
4th Down: Made/Att	2/9	9/20
4th Down Pct.	22.2	45.0
POSSESSION AVG.	29:27	30:33
TOTAL NET YARDS	4534	4703
Avg. Per Game	283.4	293.9
Total Plays	924	988
Avg. Per Play	4.9	4.8
NET YARDS RUSHING	1426	1684
Avg. Per Game	89.1	105.3
Total Rushes	394	435
NET YARDS PASSING	3108	3019
Avg. Per Game	194.3	188.7
Sacked/Yards Lost	42/263	36/269
Gross Yards	3371	3288
Att/Comp	488/290	517/296
Completion Pct.	59.4	57.3
Had Intercepted	26	18
PUNTS/AVERAGE	76/40.6	79/39.1
NET PUNTING AVG.	35.7	33.0
PENALTIES/YARDS	85/682	108/845
FUMBLES/BALL LOST	26/17	34/21
TOUCHDOWNS	29	25
Rushing	11	4
Passing	15	1
Returns	3	3
TOTAL POINTS	276	261

By Quarters	1	2	3	4	OT	Tot		
SEA	39	78	79	80	0	276		
OPP	25	112	47	74	3	261		
Scoring	TDs	Ru	Pa	Rt	PAT	FG	S	Pts
Kasay	0	0	0	0	27/28	25/31	0	102
Williams	5	4	1	0	0	0	0	30
Fenner	4	4	0	0	0	0	0	24
Tice	4	0	4	0	0	0	0	24
SEA	29	11	15	3	27/29	25/31	0	276
OPP	25	4	18	3	25/28	32/32	1	261
Rushing	Att	Yds	Avg	LG	TD			
Williams	188	741	3.9	42	4			
Fenner	91	267	2.9	15	4			
Jones	45	154	3.4	22	3			
SEAHAWKS	394	1426	3.6	42	11			
OPPONENTS	435	1684	3.9	32	4			
Receiving	No	Yds	Avg	LG	TD			
Blades	70	1003	14.3	52	2			
Williams	61	499	8.2	35	1			
Kane	50	763	15.3	60	2			
Chadwick	22	255	11.6	29	3			
SEA	290	3371	11.6	60	15			
OPP	296	3288	11.1	161	18			

Passing	Att	Cmp	Yds	Cmp%	Yds/Att	TD	TD%	Int	Int%	LG	Sacked	Rating
Krieg	285	187	2080	65.6	7.30	11	3.9	12	4.2	60	32/216	82.5
Kemp	181	94	1207	51.9	6.67	4	2.2	12	6.6	52	8/38	52.9
Stouffer	15	6	57	40.0	3.80	0	0.0	1	6.7	19	2/9	23.5
McGwire	7	3	27	42.9	3.86	0	0.0	1	14.3	13	0/0	14.3
SEA	488	290	3371	59.4	6.91	15	3.1	26	5.3	60	42/263	68.4
OPP	517	296	3288	57.3	6.36	18	3.5	18	3.5	161	36/269	73.4

SEA	Opp	FGs	1-19	20-29	30-39	40-49	50+
SEA	60	1280	21.3	55	0		
OPP	51	858	16.8	38	0		
SEA	1/1	5/6	11/14	6/7	2/3		
OPP	1/1	7/7	9/9	6/7	5/8		

DEFENSIVE STATISTICS

(According to Unofficial Press Box Statistics)

Player	Tackles					T/L	PD	FF	FR
	T	S	A	Sa	T/L				
Wooden	98	74	24	2.0	10.0	9	1	4	
Robinson	91	67	24	1.0	3.0	3	1	1	
Porter	71	51	20	10.0	16.0	15	4	0	
Comeaux	69	51	18	0.5	7.0	5	4	0	
Harper	69	58	11	0.0	1.0	1	1	0	
Kennedy	67	59	8	6.5	13.0	12	1	1	

NOTABLE

Record (Finish): 7-9 (4th, AFC West)
Head Coach: Chuck Knox (80-63, .559)
Assistants: Tom Catlin (Asst. Head Coach/Def. Coord./OLBs), John Becker (Off. Coord./WRs), George Dyer (DL), Chick Harris (RBs), Ken Meyer (QBs), Paul Moyer (Staff Asst.), Rod Perry (DBs), Russ Purnell (TEs/Asst. Sp. Teams), Frank Raines (Strength & Cond.), Rusty Tillman (Sp. Teams/ILBs), Kent Stephenson (OL), Joe Vitt (Sp. Assign.)
Captains: QB Dave Krieg (Off), DE Jacob Green (Def), Game-to-Game (Sp. Teams)
MVP: FS Eugene Robinson
Pro Bowl: DT Cortez Kennedy (1), FB John L. Williams (2)
National Honors: None
First-Team All-NFL: CB Dwayne Harper (S-I), FS Eugene Robinson (S-I)
Starters - Offense: WR Tommy Kane (15), LT Andy Heck (16), LG Edwin Bailey (3), LG Warren Wheat (7), LG Darrick Brizl (6), C Grant Feasel (15), C Darrick Brizl (1), RG Bryan Millard (16), RT Ronnie Lee (7), RT Bill Hitchcock (9), TE Mike Tice (15), TE Travis McNeal (3), WR Brian Blades (16), QB Dave Krieg (9), QB Jeff Kemp (5), *QB Dan McGwire (1), QB Kelly Stouffer (1), RB Derrick Fenner (8), RB Chris Warren (1), RB James Jones (6), FB John L. Williams (16).
Defense: LE Jacob Green (16), LT Eric Hayes (2), LT Jeff Bryant (14), RT Cortez Kennedy (16), RE Tony Woods (14), LLB Terry Wooden (15), MLB Darren Comeaux (11), MLB David Wyman (4), RLB Rufus Porter (15), LCB Dwayne Harper (16), RCB Patrick Hunter (15), SS Robert Blackmon (16), FS Eugene Robinson (16).
Specialists: KR Chris Warren (16), P Rick Donnelly (3), *P Alex Waits (6), P Rick Tuten (10), K John Kasay (16), LS Trey Junkin (16).
 * Rookie or first-year player

1992 REVIEW

Date	W/L	Score	Opp	Att	Punt Returns	No	FC	Yds	Avg	LG	TD
09/06	L	3-21	Cincinnati	57,350	Warren	34	25	252	7.4	16	0
09/13	L	7-26	at Kansas City	75,125	SEA	38	27	283	7.4	16	0
09/20	W	10-6	at New England	42,327	OPP	56	26	416	7.4	86t	1
09/27	L	17-19	Miami	59,374	Receiving	No	Yds	Avg	LG	TD	
10/04	L	6-17	at San Diego	36,783	Williams	74	556	7.5	27	2	
10/11	L	0-27	at Dallas	62,311	Kane	27	369	13.7	31	3	
10/18	L	0-19	L.A. Raiders	56,904	J. Jones	21	190	9.0	30	0	
10/25	L	10-23	at N.Y. Giants	67,399	L. Clark	20	290	14.5	33	1	
11/08	L	3-16	Washington	53,616	SEA	230	2323	10.1	57	9	
11/15	L	3-20	at L.A. Raiders	46,862	OPP	251	2978	11.9	72t	11	
11/22	L	14-24	Kansas City	49,867	Punting	No	Yds	Avg	NetTB	I20	LGB
11/30	W	16-13	Denver (M) (OT)	51,612	Tuten	108	4760	44.1	38.7	8	29 65 0
12/06	L	14-20	at Pittsburgh	47,015	SEA	108	4760	44.1	38.7	8	29 65 0
12/13	L	17-20	Philadelphia (OT)	47,492	OPP	96	4015	41.8	36.8	10	23 65 0
12/20	L	6-10	at Denver	72,570	FGs	1-19	20-29	30-39	40-49	50+	
12/27	L	14-31	San Diego	49,324	Kasay	0-0	4-5	8-11	2-6	0-0	

Team Statistics		Seattle	Opp
TOTAL FIRST DOWNS		208	247
Rushing		77	96
Passing		114	129
Penalty		17	22
3rd Down: Made/Att		59/222	75/230
3rd Down Pct.		26.6	32.6
4th Down: Made/Att		5/17	6/9
4th Down Pct.		29.4	66.7
POSSESSION AVG.		29:01	30:59
TOTAL NET YARDS		3374	4583
Avg. Per Game		210.9	286.4
Total Plays		945	987
Avg. Per Play		3.6	4.6
NET YARDS RUSHING		1596	1922
Avg. Per Game		99.8	120.1
Total Rushes		402	513
NET YARDS PASSING		1778	2661
Avg. Per Game		111.1	166.3
Sacked/Yards Lost		67/545	46/317
Gross Yards		2323	2978
Att./Completions		476/230	428/251
Completion Pct.		48.3	58.6
Had Intercepted		23	20
PUNTS/AVERAGE		108/44.1	96/41.8
NET PUNTING AVG.		108/38.7	96/36.8
PENALTIES/YARDS		111/918	100/776
FUMBLES/BALL LOST		37/18	25/11
TOUCHDOWNS		14	32
Rushing		4	14
Passing		9	11
Returns		1	7

By Quarters	1	2	3	4	OT	Total		
SEA	20	53	34	30	3	140		
OPP	63	87	74	85	3	312		
Scoring	TDs	Ru	Pa	Rt	PAT	FG	S	Pts
Kasay	0	0	0	0	14/14	14/22	0	56
Kane	3	0	3	0	0/0	0/0	0	18
Warren	3	3	0	0	0/0	0/0	0	18
Williams	3	1	2	0	0/0	0/0	0	18
SEA	14	4	9	11	14/14	14/22	0	140
OPP	32	14	11	7	29/32	29/36	2	312
Rushing	Att	Yds	Avg	LG	TD			
Warren	223	1017	4.6	52	3			
Williams	114	339	3.0	14	1			
Gelbaugh	16	79	4.9	22	0			
SEA	402	1596	4.0	52	4			
OPP	513	1922	3.7	66t	14			
Interceptions	No	Yds	Avg	LG	TD			
E. Robinson	7	126	18.0	49	0			
Harper	3	74	24.7	41	0			
SEA	20	324	16.2	69	0			
OPP	23	231	10.0	40	4			
Kickoff Returns	No	Yds	Avg	LG	TD			
Warren	28	524	18.7	34	0			
Mayes	19	311	16.4	29	0			
SEA	50	885	17.7	34	0			
OPP	36	685	19.0	64	0			

Passing	Att	Cmp	Yds	Cmp%	Yds/Att	TD	TD%	Int	Int%	LG	Sacked	Rating
Gelbaugh	255	121	1307	47.5	5.13	6	2.4	11	4.3	57	34/265	52.9
Stouffer	190	92	900	48.4	4.74	3	1.6	9	4.7	33	26/222	47.7
McGwire	30	17	116	56.7	3.87	0	0.0	3	10.0	20	7/58	25.8
SEA	476	230	2323	48.3	4.88	9	1.9	23	4.8	57	67/545	48.9
OPP	428	251	2978	58.6	6.96	11	2.6	20	4.7	72t	46/317	69.0

DEFENSIVE STATISTICS

(According to Unofficial Press Box Statistics)

Tackles											
Player	T	S	A	Sa	T/L	PD	FF	FR			
E. Robinson	94	64	30	0.0	1.5	10	2	1			
Kennedy	92	76	16	14.0	28.0	5	4	1			
Porter	90	68	22	9.5	17.0	2	2	0			
Wyman	83	54	29	0.0	3.0	1	2	1			
P. Hunter	67	55	12	0.0	1.5	13	1	1			
Nash	67	46	21	4.5	6.5	0	0	0			
Blackmon	65	49	16	3.5	4.0	5	1	1			
Harper	65	51	14	0.0	0.5	9	1	1			

NOTABLE

Record (Finish): 2-14 (5th AFC West)
Head Coach: Tom Flores (2-14, .125)
Assistants: Tom Catlin (Asst. HC/Def), Larry Kennan (Off. Coord./QB's), Rusty Tillman (Def. Coord./LB's), Tommy Brasher (DL), Bob Bratkowski (WR's), Dave Brown (Def), Hudson Houck (OL), Paul Moyer (DB's), Russ Purnell (TE's, Sp. Teams), Frank Raines (Strength & Cond), Clarence Shelmon (RB's)
Captains: FB John L. Williams (Off), FS Eugene Robinson (Def), and TE James Jones (Sp. Teams)
MVP: DT Cortez Kennedy
Pro Bowl: DT Cortez Kennedy (2), FS Eugene Robinson (1)
National Honors: DT Cortez Kennedy, NFL Defensive Player of the Year (AP, PFW/PFWA, C&PFN)
All-NFL: DT Cortez Kennedy (AP, S-I, SN, USAT, PFW/PFWA, C&PFN, NEA)
Starters: Offense: WR Tommy Kane (11), WR David Daniels (1), WR Doug Thomas (4), *LT Ray Roberts (16), LG Andy Heck (13), LG John Hunter (3), C Joe Tofflemire (16), RG Darrick Brilz (16), RT Ronnie Lee (5), RT Bill Hitchcock (11), TE Paul Green (4), TE Ron Heller (11), TE Mike Jones (1), TE James Jones (1), TE Trey Junkin (1), WR Brian Blades (5), WR Louis Clark (10), QB Kelly Stouffer (7), QB Dan McGwire (1), QB Stan Gelbaugh (8), RB Chris Warren (16), FB John L. Williams (16).
Defense: LE Jeff Bryant (15), *LE Michael Sinclair (1), LT Joe Nash (16), RT Cortez Kennedy (16), RE Tony Woods (15), RE Jeff Bryant (1), LLB Terry Wooden (8), LLB Joe Cain (8), MLB David Wyman (11), RLB Rufus Porter (16), LCB Dwayne Harper (16), RCB Patrick Hunter (16), SS Robert Blackmon (15), FS Eugene Robinson (16).
Specialists: K John Kasay (16), P Rick Tuten (16).
 * Rookie or first-year player

PRESEASON RESULTS

1976

Preseason (1-5)

Sun.	8/1	L	20-27	San Francisco	60,825
Sat.	8/7	L	16-27	Chicago (Joe Albi Stadium, Spokane, Wash.)	14,484
Sat.	8/14	L	13-16	L.A. Rams	62,532
Sat.	8/21	L	7-52	at Denver	22,887
Sun.	8/29	W	17-16	San Diego	59,092
Sat.	9/4	L	28-45	at Oakland	51,487

1977

Preseason (3-3)

Sun.	8/7	W	34-24	at San Francisco	38,024
Sat.	8/13	W	23-17 (ot)	Dallas	58,789
Thur.	8/18	W	12-10	Oakland	62,187
Sat.	8/27	L	14-16	Detroit	56,345
Fri.	9/2	L	10-27	Denver	54,916
Sun.	9/11	L	20-38	at San Diego	27,505

1978

Preseason (3-1)

Fri.	8/4	W	17-9	San Diego	58,853
Sat.	8/12	W	20-6	at San Francisco	36,069
Thur.	8/17	L	7-26	L.A. Rams	63,235
Thur.	8/24	W	16-7	Chicago	54,844

1979

Preseason (3-1)

Thur.	8/2	W	12-9 (ot)	Minnesota	60,881
Sun.	8/12	W	27-17	Dallas	59,960
Sat.	8/18	L	17-21	at L.A. Rams	46,083
Fri.	8/24	W	55-20	San Francisco	59,941

1980

Preseason (3-1)

Thur.	8/7	W	14-10	Atlanta	59,555
Mon.	8/18	L	7-24	Miami	59,550
Sat.	8/23	W	10-7	at San Francisco	41,841
Fri.	8/29	W	30-23	New England	56,947

1981

Preseason (1-3)

Wed.	8/5	L	24-27 (ot)	San Francisco	56,958
Fri.	8/14	L	21-30	St. Louis	55,520
Sat.	8/22	L	17-24	at San Francisco	37,563
Fri.	8/28	W	31-17	Baltimore	55,794

1982

Preseason (1-3)

Fri.	8/13	W	14-0	St. Louis	55,575
Sat.	8/21	L	3-7	at Minnesota	57,880
Sat.	8/28	L	13-23	at L.A. Rams	54,537
Fri.	9/3	L	13-17	San Francisco	57,839

1983

Preseason (2-2)

Fri.	8/5	L	7-10	at Denver	53,887
Fri.	8/12	W	38-21	Green Bay	54,443
Fri.	8/19	L	17-19	Minnesota	54,402
Sat.	8/27	W	20-6	at San Francisco	47,074

1984**Preseason (4-1)**

Sat.	7/28	W	38-0	Tampa Bay (Hall of Fame Game, Canton, Ohio)	22,250
Sat.	8/4	W	7-3	Buffalo	53,360
Sat.	8/11	W	28-24	at Detroit	41,414
Fri.	8/17	W	17-7	St. Louis	53,772
Fri.	8/24	L	7-17	at San Francisco	49,219

1985**Preseason (2-2)**

Sat.	8/10	L	7-19	at Indianapolis	60,014
Fri.	8/16	W	28-3	Detroit	57,751
Sat.	8/24	W	27-10	at Minnesota	56,562
Fri.	8/30	L	21-23	San Francisco	60,403

1986**Preseason (2-2)**

Fri.	8/8	W	21-14	Indianapolis	55,443
Fri.	8/15	L	27-30 (ot)	at Detroit	37,875
Fri.	8/22	W	27-17	Minnesota	57,730
Fri.	8/29	L	10-21	at San Francisco	52,419

1987**Preseason (2-2)**

Thur.	8/13	L	14-23	at L.A. Rams	57,772
Sat.	8/22	L	21-28	at St. Louis	25,309
Fri.	8/28	W	38-10	Detroit	59,695
Fri.	9/4	W	34-10	San Francisco	59,653

1988**Preseason (3-1)**

Thur.	8/4	W	21-14	Phoenix	54,778
Thur.	8/11	W	16-13 (ot)	at Detroit	37,993
Fri.	8/19	W	30-13	Buffalo	57,000
Fri.	8/26	L	21-27	at San Francisco	53,357

1989**Preseason (3-1)**

Fri.	8/11	W	16-10 (ot)	at Phoenix	37,158
Sat.	8/19	L	12-17	New England at St. Louis	48,746
Fri.	8/25	W	13-7	Detroit	55,829
Fri.	9/1	W	28-17	San Francisco	58,641

1990**Preseason (4-1)**

Sat.	8/4	L	7-10	Denver (American Bowl at Tokyo, Japan)	48,827
Sat.	8/11	W	34-9	at Phoenix	31,316
Fri.	8/17	W	13-10	Indianapolis	52,475
Fri.	8/24	W	10-3	Tampa Bay	52,301
Fri.	8/31	W	30-10	at San Francisco	55,269

1991**Preseason (2-2)**

Sat.	8/3	L	13-31	Phoenix	49,448
Sat.	8/10	W	17-7	at Indianapolis	47,943
Sat.	8/17	W	23-7	at L.A. Rams	47,834
Fri.	8/23	L	16-28	San Francisco	54,111

1992**Preseason (2-2)**

Thur.	8/6	L	7-21	L.A. Rams	52,360
Sat.	8/15	W	27-10	at Indianapolis	43,272
Sat.	8/22	W	17-10	Phoenix	51,007
Fri.,	8/29	L	17-24	at San Francisco	52,822



1993 NFL SCHEDULES

1993 NFL PRESEASON SCHEDULE

(All times local except Tokyo, Barcelona, Berlin, and London which are ET)

July

- 30 Buffalo at Detroit7:30 p.m.
31 Hall of Fame Game at Canton, Ohio
Los Angeles Raiders vs.
Green Bay (ABC)..... 3:00 p.m.
American Bowl '93 at Tokyo
New Orleans vs.
Philadelphia (ESPN).....10:00 p.m.

August

- 1 Minnesota at Dallas7:00 p.m.
American Bowl '93 at Barcelona
Pittsburgh vs.
San Francisco (NBC).....1:00 p.m.

First Weekend

August

- 6 Miami at Atlanta7:30 p.m.
7 American Bowl '93 at Berlin
Buffalo vs.
Minnesota (NBC)..... 1:00 p.m.
Denver at Tampa Bay7:30 p.m.
Houston vs. New Orleans
at San Antonio, Tex.....7:00 p.m.
Indianapolis at Seattle.....6:00 p.m.
Kansas City vs. Green Bay
at Milwaukee7:00 p.m.
L.A. Raiders vs. San Francisco
at Palo Alto, Calif..... 1:00 p.m.
L.A. Rams at Phoenix7:30 p.m.
New England at San Diego...6:00 p.m.
N.Y. Giants at Cincinnati.....7:30 p.m.
N.Y. Jets at Pittsburgh6:00 p.m.
8 American Bowl '93 at London
Dallas vs. Detroit (CBS) ...12:30 p.m.
Chicago at
Philadelphia (TNT)8:00 p.m.
9 Cleveland at
Washington (ABC)8:00 p.m.

Second Weekend

August

- 12 Buffalo at
Kansas City (TNT)7:00 p.m.
13 Philadelphia at N.Y. Jets7:30 p.m.
14 Cincinnati at Indianapolis7:00 p.m.
Phoenix at Chicago7:00 p.m.
L.A. Raiders at
Dallas (ESPN)8:00 p.m.
New England vs. Cleveland
at Toronto7:30 p.m.

New Orleans vs. Green Bay

- at Madison, Wis.....12:00 p.m.
Pittsburgh at N.Y. Giants8:00 p.m.
San Diego at L.A. Rams7:00 p.m.
Seattle at Minnesota7:00 p.m.
Tampa Bay at Atlanta7:30 p.m.
Washington at Miami8:00 p.m.
16 Detroit at Houston8:00 p.m.
San Francisco at
Denver (ABC).....6:00 p.m.

Third Weekend

August

- 20 Cincinnati at Detroit.....7:30 p.m.
Green Bay at New England ..7:00 p.m.
L.A. Raiders at Indianapolis ..7:00 p.m.
Miami at Denver (NBC).....6:00 p.m.
21 Atlanta at Philadelphia7:30 p.m.
Buffalo vs. Tampa Bay
at Orlando, Fla.7:00 p.m.
Dallas vs. Houston at
San Antonio, Tex. (CBS) ..12:30 p.m.
L.A. Rams at Cleveland7:00 p.m.
Minnesota at Kansas City7:00 p.m.
N.Y. Jets at N.Y. Giants8:00 p.m.
Phoenix at San Diego6:00 p.m.
San Francisco at Seattle.....7:00 p.m.
22 Washington at
Pittsburgh (TNT).....8:00 p.m.
23 Chicago at
New Orleans (ABC).....7:00 p.m.

Fourth Weekend

August

- 26 Pittsburgh at
Minnesota (ESPN)7:00 p.m.
27 Atlanta at Buffalo.....7:30 p.m.
Cleveland at Tampa Bay.....8:00 p.m.
Dallas at Chicago.....8:00 p.m.
Denver at Phoenix8:00 p.m.
Detroit at New Orleans.....7:00 p.m.
Indianapolis at Green Bay.....7:00 p.m.
Kansas City at New England 7:00 p.m.
N.Y. Jets at Washington8:00 p.m.
Philadelphia at Cincinnati.....7:30 p.m.
28 L.A. Raiders at L.A. Rams6:00 p.m.
New York Giants at Miami8:00 p.m.
San Diego at
San Francisco (CBS)5:00 p.m.
Seattle at Houston7:00 p.m.

1993 NFL SCHEDULE

(All Times Local)

Sunday, September 5

(First Weekend)

- Atlanta at Detroit1:00
- Cincinnati at Cleveland1:00
- Denver at N.Y. Jets1:00
- Kansas City at Tampa Bay.....1:00
- L.A. Rams vs. Green Bay
at Milwaukee12:00
- Miami at Indianapolis12:00
- Minnesota at L.A. Raiders.....1:00
- New England at Buffalo.....1:00
- N.Y. Giants at Chicago.....3:00
- Phoenix at Philadelphia.....1:00
- San Francisco at Pittsburgh.....1:00
- Seattle at San Diego1:00
- Houston at New Orleans7:00

Monday, September 6

14. Dallas at Washington9:00

Sunday, September 12

(Second Weekend)

- Buffalo at Dallas3:00
- Chicago at Minnesota12:00
- Detroit at New England1:00
- Indianapolis at Cincinnati1:00
- Kansas City at Houston.....12:00
- New Orleans at Atlanta1:00
- N.Y. Jets at Miami4:00
- Philadelphia at Green Bay12:00
- Phoenix at Washington1:00
- Pittsburgh at L.A. Rams1:00
- San Diego at Denver2:00

26. Tampa Bay at N.Y. Giants1:00
 27. L.A. Raiders at Seattle5:00
Monday, September 13
 28. San Francisco at Cleveland9:00
- Sunday, September 19**
 (Third Weekend)
 BYE: Buffalo, Chicago, Green Bay,
 Indianapolis, Miami, Minnesota,
 N.Y. Jets, Tampa Bay
29. Atlanta at San Francisco1:00
 30. Cincinnati at Pittsburgh1:00
 31. Cleveland at L.A. Raiders1:00
 32. Detroit at New Orleans12:00
 33. Houston at San Diego1:00
 34. L.A. Rams at N.Y. Giants1:00
 35. Seattle at New England1:00
 36. Washington at Philadelphia1:00
 37. Dallas at Phoenix5:00
- Monday, September 20**
 38. Denver at Kansas City8:00
- Sunday, September 26**
 (Fourth Weekend)
 BYE: Dallas, Denver, Kansas City,
 L.A. Raiders, N.Y. Giants, Philadelphia,
 San Diego, Washington
39. Cleveland at Indianapolis12:00
 40. Green Bay at Minnesota12:00
 41. L.A. Rams at Houston12:00
 42. Miami at Buffalo1:00
 43. Phoenix at Detroit1:00
 44. San Francisco at New Orleans3:00
 45. Seattle at Cincinnati4:00
 46. Tampa Bay at Chicago12:00
 47. New England at N.Y. Jets8:00
- Monday, September 27**
 48. Pittsburgh at Atlanta9:00
- Sunday, October 3**
 (Fifth Weekend)
 BYE: Cincinnati, Cleveland, Houston,
 New England, Pittsburgh, Phoenix
49. Atlanta at Chicago12:00
 50. Detroit at Tampa Bay1:00
 51. Green Bay at Dallas12:00
 52. Indianapolis at Denver2:00
 53. L.A. Raiders at Kansas City12:00
 54. Minnesota at San Francisco1:00
 55. New Orleans at L.A. Rams1:00
 56. Philadelphia at N.Y. Jets4:00
 57. San Diego at Seattle1:00
 58. N.Y. Giants at Buffalo8:00
- Monday, October 4**
 59. Washington at Miami9:00
- Sunday, October 10**
 (Sixth Weekend)
 BYE: Atlanta, Detroit, L.A. Rams, New
 Orleans, San Francisco, Seattle
60. Chicago at Philadelphia1:00
 61. Cincinnati at Kansas City12:00
 62. Dallas at Indianapolis12:00
 63. Miami at Cleveland1:00
 64. New England at Phoenix1:00
 65. N.Y. Giants at Washington1:00
 66. N.Y. Jets at L.A. Raiders1:00
 67. San Diego at Pittsburgh1:00
 68. Tampa Bay at Minnesota12:00
 69. Denver at Green Bay6:30
- Monday, October 11**
 70. Houston at Buffalo9:00
- Thursday, October 14**
 (Seventh Weekend)
 BYE: Buffalo, Chicago, Green Bay,
 Indianapolis, Miami, Minnesota,
 N.Y. Jets, Tampa Bay
71. L.A. Rams at Atlanta7:30
- Sunday, October 17**
 72. Cleveland at Cincinnati1:00
 73. Houston at New England1:00
 74. Kansas City at San Diego1:00
75. New Orleans at Pittsburgh1:00
 76. Philadelphia at N.Y. Giants1:00
 77. San Francisco at Dallas3:00
 78. Seattle at Detroit1:00
 79. Washington at Phoenix1:00
- Monday, October 18**
 80. L.A. Raiders at Denver7:00
- Sunday, October 24**
 (Eighth Weekend)
 BYE: Dallas, Denver, Kansas City,
 L.A. Raiders, N.Y. Giants, Philadelphia,
 San Diego, Washington
81. Atlanta at New Orleans12:00
 82. Buffalo at N.Y. Jets1:00
 83. Cincinnati at Houston12:00
 84. Detroit at L.A. Rams1:00
 85. Green Bay at Tampa Bay1:00
 86. New England at Seattle1:00
 87. Phoenix at San Francisco1:00
 88. Pittsburgh at Cleveland1:00
 89. Indianapolis at Miami7:30
- Monday, October 25**
 90. Minnesota at Chicago8:00
- Sunday, October 31**
 (Ninth Weekend)
 BYE: Cincinnati, Cleveland,
 Houston, Pittsburgh
91. Chicago at Green Bay12:00
 92. Dallas at Philadelphia1:00
 93. Kansas City at Miami1:00
 94. L.A. Rams at San Francisco1:00
 95. New England at Indianapolis1:00
 96. New Orleans at Phoenix2:00
 97. N.Y. Jets at N.Y. Giants1:00
 98. San Diego at L.A. Raiders1:00
 99. Seattle at Denver2:00
 100. Tampa Bay at Atlanta1:00
 101. Detroit at Minnesota7:00
- Monday, November 1**
 102. Washington at Buffalo9:00
- Sunday, November 7**
 (Tenth Weekend)
 BYE: Atlanta, L.A. Rams,
 New Orleans, San Francisco
103. Buffalo at New England1:00
 104. Denver at Cleveland1:00
 105. L.A. Raiders at Chicago3:00
 106. Miami at N.Y. Jets4:00
 107. N.Y. Giants at Dallas12:00
 108. Philadelphia at Phoenix2:00
 109. Pittsburgh at Cincinnati1:00
 110. San Diego at Minnesota12:00
 111. Seattle at Houston12:00
 112. Tampa Bay at Detroit1:00
 113. Indianapolis at Washington8:00
- Monday, November 8**
 114. Green Bay at Kansas City8:00
- Sunday, November 14**
 (Eleventh Weekend)
 BYE: Detroit, New England
115. Atlanta at L.A. Rams1:00
 116. Cleveland at Seattle1:00
 117. Green Bay at New Orleans12:00
 118. Houston at Cincinnati1:00
 119. Kansas City at L.A. Raiders1:00
 120. Miami at Philadelphia1:00
 121. Minnesota at Denver2:00
 122. N.Y. Jets at Indianapolis4:00
 123. Phoenix at Dallas12:00
 124. San Francisco at Tampa Bay1:00
 125. Washington at N.Y. Giants1:00
 126. Chicago at San Diego5:00
- Monday, November 15**
 127. Buffalo at Pittsburgh9:00
- Sunday, November 21**
 (Twelfth Weekend)
 BYE: Phoenix, Seattle
128. Chicago at Kansas City12:00
 129. Cincinnati at N.Y. Jets1:00

- 130. Dallas at Atlanta1:00
- 131. Detroit vs. Green Bay
at Milwaukee12:00
- 132. Houston at Cleveland1:00
- 133. Indianapolis at Buffalo1:00
- 134. L.A. Raiders at San Diego1:00
- 135. New England at Miami1:00
- 136. N.Y. Giants at Philadelphia4:00
- 137. Pittsburgh at Denver2:00
- 138. Washington at L.A. Rams1:00
- 139. Minnesota at Tampa Bay8:00

Monday, November 22

- 140. New Orleans at San Francisco ..6:00

Thursday, November 25
(Thirteenth Weekend)

- 141. Chicago at Detroit12:30
- 142. Miami at Dallas3:00

Sunday, November 28

- 143. Buffalo at Kansas City3:00
- 144. Cleveland at Atlanta1:00
- 145. Denver at Seattle1:00
- 146. L.A. Raiders at Cincinnati1:00
- 147. New Orleans at Minnesota12:00
- 148. N.Y. Jets at New England1:00
- 149. Philadelphia at Washington1:00
- 150. Phoenix at N.Y. Giants4:00
- 151. San Francisco at L.A. Rams1:00
- 152. Tampa Bay at Green Bay12:00
- 153. Pittsburgh at Houston7:00

Monday, November 29

- 154. San Diego at Indianapolis9:00

Sunday, December 5
(Fourteenth Weekend)

- 155. Atlanta at Houston12:00
- 156. Denver at San Diego1:00
- 157. Green Bay at Chicago12:00
- 158. Indianapolis at N.Y. Jets1:00
- 159. Kansas City at Seattle1:00
- 160. L.A. Raiders at Buffalo1:00
- 161. L.A. Rams at Phoenix2:00
- 162. Minnesota at Detroit1:00
- 163. New England at Pittsburgh1:00
- 164. New Orleans at Cleveland1:00
- 165. N.Y. Giants at Miami4:00
- 166. Washington at Tampa Bay1:00
- 167. Cincinnati at San Francisco5:00

Monday, December 6

- 168. Philadelphia at Dallas8:00

Saturday, December 11
(Fifteenth Weekend)

- 169. N.Y. Jets at Washington12:30
- 170. San Francisco at Atlanta4:00

Sunday, December 12

- 171. Buffalo at Philadelphia1:00
- 172. Chicago at Tampa Bay1:00
- 173. Cincinnati at New England1:00
- 174. Cleveland at Houston12:00
- 175. Dallas at Minnesota3:00
- 176. Detroit at Phoenix2:00
- 177. Indianapolis at N.Y. Giants1:00
- 178. Kansas City at Denver2:00

- 179. L.A. Rams at New Orleans12:00
- 180. Seattle at L.A. Raiders1:00
- 181. Green Bay at San Diego5:00

Monday, December 13

- 182. Pittsburgh at Miami9:00

Saturday, December 18
(Sixteenth Weekend)

- 183. Dallas at N.Y. Jets4:00
- 184. Denver at Chicago11:30

Sunday, December 19

- 185. Atlanta at Washington1:00
- 186. Buffalo at Miami1:00
- 187. Houston at Pittsburgh1:00
- 188. L.A. Rams at Cincinnati1:00
- 189. Minnesota vs. Green Bay at
Milwaukee12:00
- 190. New England at Cleveland1:00
- 191. Phoenix at Seattle1:00
- 192. San Diego at Kansas City3:00
- 193. San Francisco at Detroit4:00
- 194. Tampa Bay at L.A. Raiders1:00
- 195. Philadelphia at Indianapolis8:00

Monday, December 20

- 196. N.Y. Giants at New Orleans8:00

Saturday, December 25
(Seventeenth Weekend)

- 197. Houston at San Francisco2:30

Sunday, December 26

- 198. Atlanta at Cincinnati1:00
- 199. Cleveland at L.A. Rams1:00
- 200. Detroit at Chicago12:00
- 201. Indianapolis at New England1:00
- 202. L.A. Raiders at Green Bay12:00
- 203. New Orleans at Philadelphia1:00
- 204. N.Y. Giants at Phoenix2:00
- 205. N.Y. Jets at Buffalo1:00
- 206. Pittsburgh at Seattle1:00
- 207. Tampa Bay at Denver2:00
- 208. Washington at Dallas3:00
- 209. Kansas City at Minnesota7:00

Monday, December 27

- 210. Miami at San Diego6:00

Friday, December 31
(Eighteenth Weekend)

- 211. Minnesota at Washington3:00

Sunday, January 2

- 212. Buffalo at Indianapolis1:00
- 213. Chicago at L.A. Rams1:00
- 214. Cincinnati at New Orleans3:00
- 215. Cleveland at Pittsburgh1:00
- 216. Dallas at N.Y. Giants1:00
- 217. Denver at L.A. Raiders1:00
- 218. Green Bay at Detroit1:00
- 219. Miami at New England1:00
- 220. Phoenix at Atlanta1:00
- 221. San Diego at Tampa Bay4:00
- 222. Seattle at Kansas City12:00
- 223. N.Y. Jets at Houston7:00

Monday, January 3

- 224. Philadelphia at San Francisco6:00

1993 NFL POSTSEASON SCHEDULE

- Saturday, Jan. 8
- Sunday, Jan. 9
- Saturday, Jan. 15
- Sunday, Jan. 16
- Sunday, Jan. 23
- Sunday, Jan. 30
- Sunday, Feb. 6

- AFC and NFC Wild Card Playoffs (ABC)
- AFC and NFC Wild Card Playoffs (NBC and CBS)
- AFC and NFC Divisional Playoffs (NBC and CBS)
- AFC and NFC Divisional Playoffs (NBC and CBS)
- AFC and NFC Conference Championships (NBC and CBS)
- Super Bowl XXVIII at Georgia Dome, Atlanta, GA (NBC)
- AFC-NFC Pro Bowl at Honolulu, Hawaii (ESPN)



COACH HAWK


Since his inception in 1990, Coach Hawk, the mascot for the Seahawks anti-drug campaign, has visited over 140 schools and community activities around the state of Washington, enrolling over 26,000 children in the Hawk Club.

Coach Hawk stands for being a good boy or girl, doing the right thing, making the right choices and keeping a healthy mind and body. It's the Seahawks effort to educate young people about the ills of drug use.

The program is two-fold, featuring an activity/coloring book that is sent to all first graders. Each book contains a card to be filled out by the children, enrolling them in the Hawk Club. Each member receives a membership card signed by Coach Hawk, posters, pens, and decals.

The program was conceived by Seahawks minority owner Ken Hofmann, and developed by Barbara Flores and Reggie McKenzie, with the cooperation of Judith Billings, Washington State Superintendent of Public Instruction.

For more information on the Hawk Club, contact Sarita Marion at the Seahawks Headquarters, (206) 827-9777.



Fluids.
Minerals.
Energy.

Gatorade.
Nothing
works better.

Gatorade. For that deep down body thirst.